DO NOT SCALE FROM THIS DRAWING.

ALL DIMENSIONS TO BE CHECKED ON SITE.

FOR REFERENCED VIEWS REFER TO SERIES OF DRAWINGS

Suitability Code (as defined in BS1192)

Work In Progress (WIP)

S0 - Work In Progress

Shared (Non-Contractual)

S1 - Suitable for Co-ordination
S2 - Suitable for Review & comment
S3 - Suitable for Information
S4 - Suitable for Stage approval
S5 - Suitable for PM Authorisation
S6 - Suitable for CDM Authorisation
S7 - Suitable for AIM Authorisation

WIP to Published (Non-Contractual)

D1 - Suitable for Costing
D2 - Suitable for Tender
D3 - Suitable for Contractor Design
D4 - Suitable for manufacturer procurement

Published Documentation (Contractual)

A1, A2, A3, Etc. - Approved and accepted as stage complete
B1,B2,B3, Etc - Partially signed off with minor comments from the Client

Published for AIM Acceptance

CR - As Construction Record Documentation

Luminaire Schedule

Scene: Symbol

Ref	Qty	Config	Outreach	Description	Luminaire Lumens	Cutoff Class	Total MF	Unit Watts	Inv W
XA	3	Single	0	Kirium Pro SL 16LED A2 3K 900mA UNSUG42 00450K00 100	6254	Full Cutoff	0.920	43	46
XB	4	Single	0	JE-3035L14W30	1365	N.A.	0.790	15	13
XC	25	Single	0	UT-050542-N30	130	N.A.	0.840	3.5	45
XD	3	Single	0	Stilio Area 18LED 3k A1-1050mA 33W	6371	Non-Cutoff	0.840	33	116
XE	4	Single	0	Kirium Pro SL 16LED A2 3K 900mA UNSUG42 00380K00 100	5762	Full Cutoff	0.840	38	152
XF1	9	Single	0	OD-23001-VWA930 7.5M	1363	N.A.	0.840	20.7	90
XF2	4	Single	0	OD-23001-VWA930 7M	1363	N.A.	0.840	20.7	90
XF3	4	Single	0	OD-23001-VWA930 6.5M	1363	N.A.	0.840	20.7	90
XG	2	Single	0	Kirium Pro SL 16LED C2 3K 600mA UNSUG42 00280K00 100	4430	Non-Cutoff	0.840	28	158
XH	2	Single	0	Kirium Pro SL 16LED A2 3K 900mA UNSUG42 00450K00 100	6254	Full Cutoff	0.920	43	146
XI	8	Single	0	OD-23057-N30	1334	N.A.	0.920	44	97
XJ	30	Single	0	Gemini Pro 1U* 3k Pro Glazing	122	Semi-Cutoff	0.840	2	35.5

LLF: BS5489-1:2020 (Annex D2) = 1.0 Based on CLOLID Data

SF: BS5489-1:2020 (Annex D2) = 1.0

LMF: BS5489-1:2020 (Table C1) = 72 Months

EU: 12<SMT,S=0.92

EM: 14<SMT,S=0.84

LFF: S*LMF= total MF

UWLR Area Summary

Scene:

Label	Area	Target	Achieved	Result
UWLR	2:1205	0.05	0.03	Pass

Calculation Summary

Scene:

Grid Ref	Measurement	Units	Eav	Emax	Emin	Uo	Ul	H Pitch	V Pitch
Area 1	Illuminance	Lux	27.58	242.0	3.0	0.17	0.01	1.5	1.5
Area 2	Illuminance	Lux	23.96	50.4	8.2	0.34	0.16	1.5	1.5
Cycle Area and Stairs	Illuminance	Lux	44.67	255.5	12.5	0.27	0.05	1	1
Cycle Racks Area	Illuminance	Lux	33.20	51.2	16.3	0.50	0.32	1.5	1.5
Path 1	Illuminance	Lux	43.84	70.6	9.1	0.21	0.12	1.5	1.5
Pedestrian Vertical 1	Illuminance	Lux	2.87	4.4	2.0	0.70	0.46	0.5	3.5
Pedestrian Vertical 2	Illuminance	Lux	2.31	4.3	0.9	0.43	0.21	0.5	3.5
Pedestrian Vertical 3	Illuminance	Lux	2.31	2.8	1.2	0.57	0.43	0.5	3.5
Perimeter	Illuminance	Lux	55.00	269.4	6.4	0.12	0.02	1.5	1.5
Road 1	Illuminance	Lux	22.89	58.7	5.1	0.22	0.09	1.5	1.5
Stairs 1	Illuminance	Lux	16.39	41.9	4.0	0.24	0.08	1.5	1.5
Stairs 2	Illuminance	Lux	32.13	36.5	27.2	0.85	0.71	1.5	1.5
Stairs 3	Illuminance	Lux	24.34	34.9	8.2	0.34	0.23	1.5	1.5

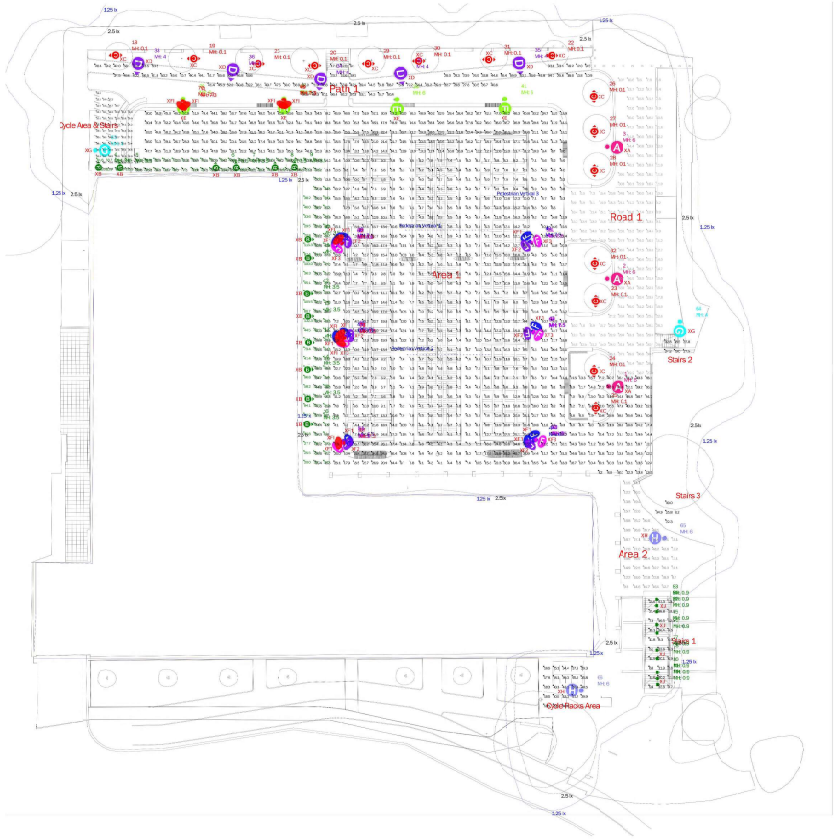

REF XA
Kirium Pro SL, 16LED, A2 Optic, 3000K, 900mA. Painted in Black Ral 9005.
Kirium Mounted at 6M with 0.080 Projection to be installed alone at a later date.
6M Conical column. Painted in Black Ral 9005.

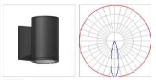

REF XB
Jet Je-3035L14W30
Mounted at 3.5M

REF XC
Ubi LT-050542-N30 with Spike.

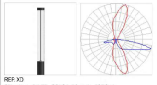

REF XD
Stilio Area, 18LED, 3000K, A1 optic, 1050mA
4M (Top 60mm is glazing) Painted in Ral 9005 Black.

REF XE
Kirium Pro SL, 16LED A2, 3000K 800mA Painted in Black Ral 9005.
6M Conical Column, Painted in Ral 9005 Black.

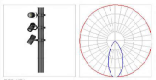

REF XF1
Odessa OD-23001-VWA930 8M Conical Column, Painted in Ral 9005 Black.
REF XF2 Odessa OD-23001-VWA930
REF XF3 Odessa OD-23001-VWA930

REF XG:
Kirium Pro SL, 16LED, C2 Optic, 3000K, 600mA. Painted in Black Ral 9005.
6M Conical column. Painted in Black Ral 9005.

REF XH:
Kirium Pro SL, 16LED, A2 Optic, 3000K, 900mA. Painted in Black Ral 9005.
6M Conical column. Painted in Black Ral 9005.

REF XI: OD-23057-N-30 RS8W

REF XJ Gemini Pro 1U, 3000K, Pro Glazing.

Issue:	Date:	Description
D	15/07/2024	Amendments
C	30/11/2022	Changes in luminaire specs and locations
B	27/11/2022	Area added
A	20/11/2022	Issued as client DWG

CDM Statement:
Please note that our proposed lighting scheme is a lighting solution that has been designed with information provided by the client. The solution does not include a full, installation engineering survey risk assessment considerations.

DW Windsor

Pindar Road, Hoddesdon Herts, EN11 0DL UK T: 01992 467900 E: info@dwwindsor.co.uk W: www.dwwindsor.com

Project:

Kirklees Cultural Heart phase 1

Client: BAM Construction
Contact: Jason Podger
Project Management: Dan Comley
Lighting Design: Emma Gregory

All measurements in Metres & Lux. Do not scale from this drawing.
All product images are indicative

Filename: 23-486-2D - 1.1 Kirklees Cultural Heart phase 1 (Layout) - Draft V16.vwx
Software Version: 23.1.77

Date: 26/06/2024
Scale: 1:400 @ A1

Project Ref:
Page: Layout

23-486-2D DraftV16

P03	26/06/24	ISSUED FOR STAGE 4	
P02	21/05/24	LED HANDRAIL ADDED AND ADJUSTED COLUMN CABTTEL UPLIGHTERS FOR PARABOLIC ROOF CORRECTED AND SOME ADDED.	
P01	17/03/24	STAGE 3 ISSUE	



bam

BAM Design
An operating company of BAM Construct UK Ltd

Nominative Determinism
10 Lonsdale Gardens
Tunbridge Wells
Kent TN1 1NU
Wednesday@nominative.net
Building Information Modelling

Suite 31, Development Floor,
Innovation Way, Heslington,
York, North Yorkshire, YO10 5DG,

01482 (38)5000
design@bam.com
www.bam.com

project: Kirklees Cultural Heart

External Lighting Illuminance Pilot

purpose of issue: Stage 4

scale: As Stated
drawn: TJC
BIM Module: 5264
Eng. status: A4

date: March 2024
checked: JMH
approved: JMH

Dg. Ref No: CDT430201-BMD-ZZ-00-DR-E-409003-C01