Proposed residential development at CARR TOP LANE, GOLCAR.

F.F. Layouts. Plots 6 7 and 8.

Plot 6 116.24m2 1251sq.ft.

Plot 7 107.64m2 1158sq.ft.

Plot 8 100.58m2 1082sq.ft. Garage 14.70m2

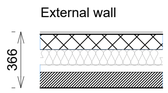

100mm stone
150mm cavity, partially filled with 75mm
PIR foil faced insulation
75mm clear cavity
100mm medium density block
12.5mm plaster with 3mm Skim Finish

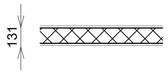

100mm Aglite block
12.5mm plaster with 3mm Skim Finish to both sides

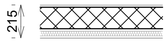

140mm Aglite blocks with 3mm Skim Finish to garage side
and 45mm insulated plasterboard and skim finish on 15mm dabs
to house side.



12.5mm plasterboard and skim to each side of
70mm metal stud. Moisture resistant board to be indicated MR
to side finished moisture resistant with 3mm skim finish to
both sides

12.5mm plasterboard and skim to each side of 70mm
metal stud 25mm mineral wool quilt, min 10kg/m3
between studs
3mm skim finish both sides



70mm metal stud with 12.5 mm plywood to one or both sides
indicated by Pb to side finished with ply board, finished
with 12.5mm plasterboard and 3mm skim finish to both
sides of wall

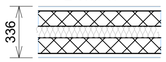

3mm Skim Finish
12.5mm plasterboard on 15mm dabs
100mm Plasmor Aglite Ultima blocks
75mm cavity, fully filled with isover DR party wall roll
100mm Plasmor Aglite Ultima blocks
12.5mm plasterboard on 15mm dabs
3mm Skim Finish

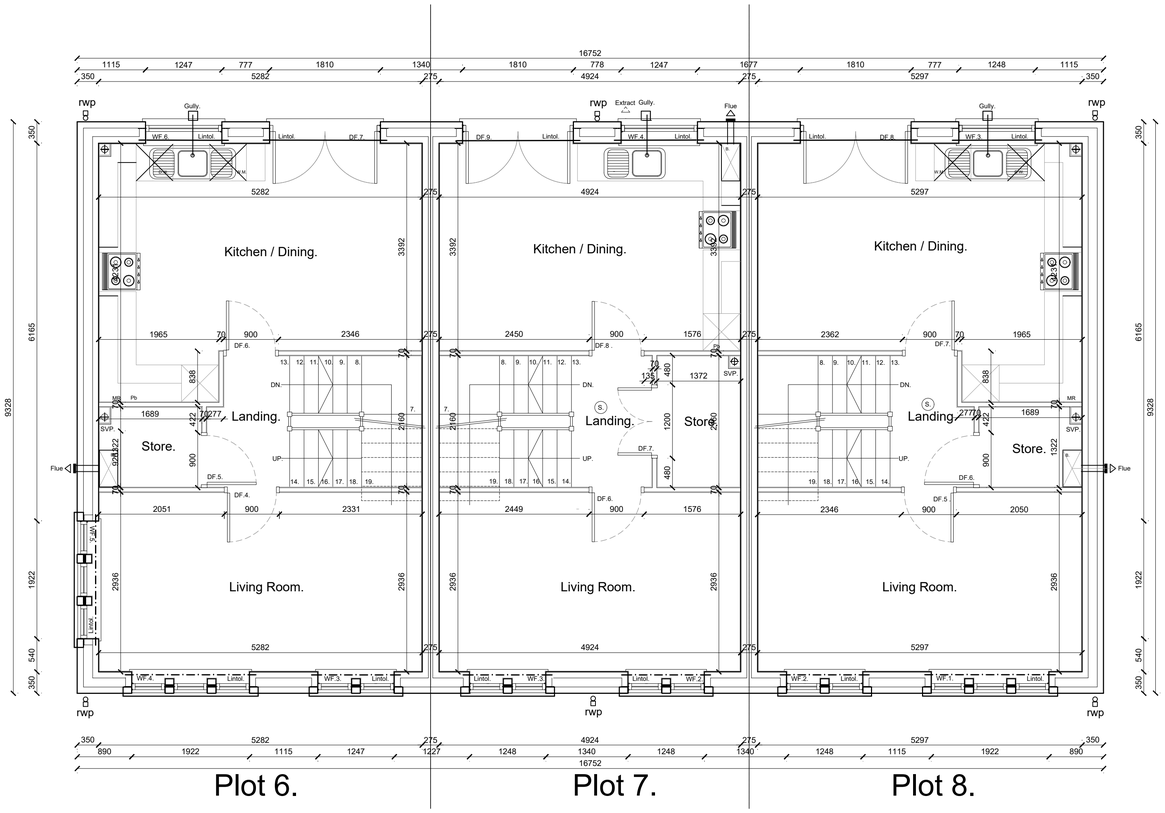

First Floor Layout.

Note.
Service positions are to be
confirmed by engineer and client

This drawing is the property of Equilibrium Architects and copyright is reserved by them. This drawing is not to be copied or disclosed by or to any unauthorised persons without the prior written consent of Equilibrium Architects.

Do not scale from this drawing.

All dimensions are to be checked on site prior to construction, manufacture of any components and ordering of materials and equipment.

Any discrepancies are to be reported to the architect for clarification.

All materials and workmanship to be in accordance with the current British Standards and codes of practice.

This drawing is to be read in conjunction with all relevant Architectural, Structural Engineers, Mechanical Engineers, Electrical Engineers and Specialists drawings and specifications.

As with all construction projects the CDM 2015 regulations apply and the work on this project may require both the issue of a notification to the HSE (because of the duration of the works on site) and the client may also need to appoint a Principal Designer because there may be more than one contractor working on site.
The Principal Designer will be able to coordinate the pre-construction information and also ensure that all duty holders under CDM comply with their relevant duties.

The building owner is to serve a Party Wall Act Notice as applicable to adjoining property owners as outlined in The Party Wall Act 1996
The Building Contractor is to verify the thickness of the party walls prior to commencement of the proposed works.

REV	DESCRIPTION	CHECK	DATE
C	Amended & removed window to side elevations	PM	26.06.24
B	Added windows to side elevations	PM	25.06.24
A	Updated drawing	PM	21.06.24

CLIENT
Brierstone Developments

PROJECT
Carr Top Lane, Golcar

DRAWING
Proposed Plans - Plot 6,7 & 8 - Sheet 2

SCALE	DATE	DRAWN	CHECKED
1:50@A1	June 2024	PM	

DRAWING NO.	CAD REFERENCE NO.	REVISION
R-0873-21		C

equilibrium ARCHITECTS
2A Bank Street Bury Lancashire BL9 0LA T : 0161 797 2077 F : 0161 797 2088
info@equilibriumarchitects.co.uk www.equilibriumarchitects.co.uk