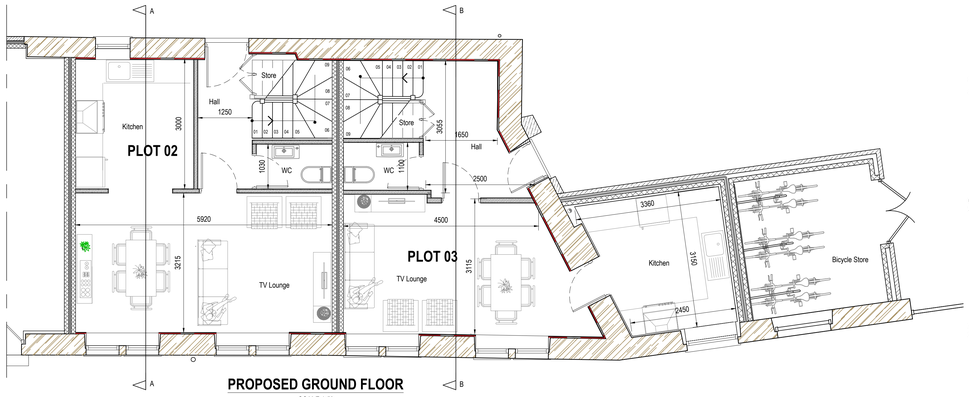

PROPOSED GROUND FLOOR
SCALE 1:50

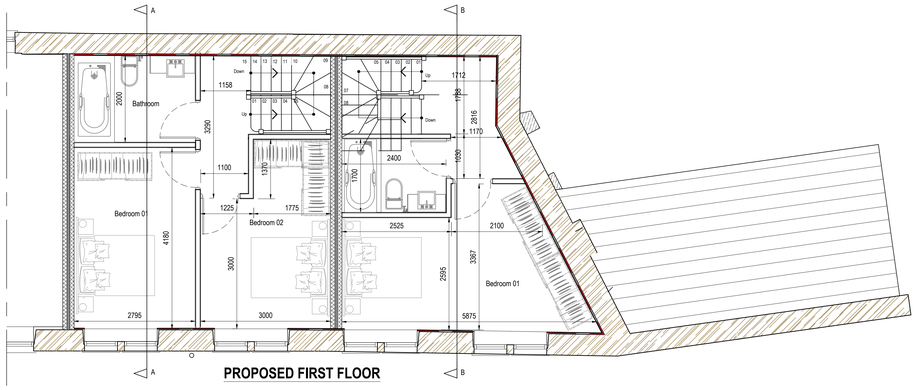

PROPOSED FIRST FLOOR
SCALE 1:50

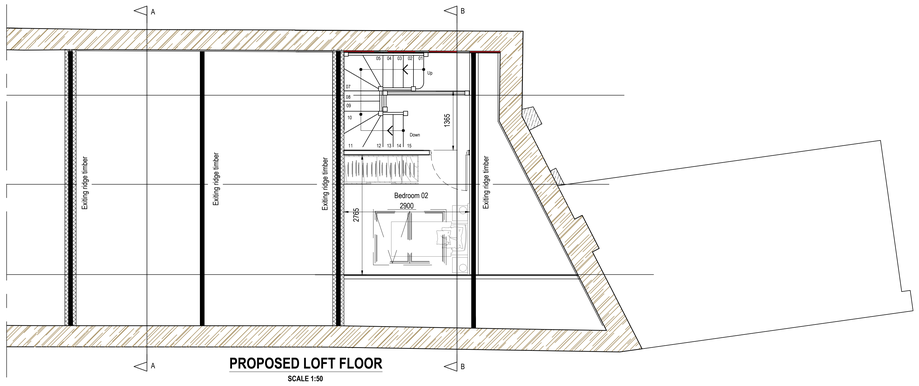

PROPOSED LOFT FLOOR
SCALE 1:50

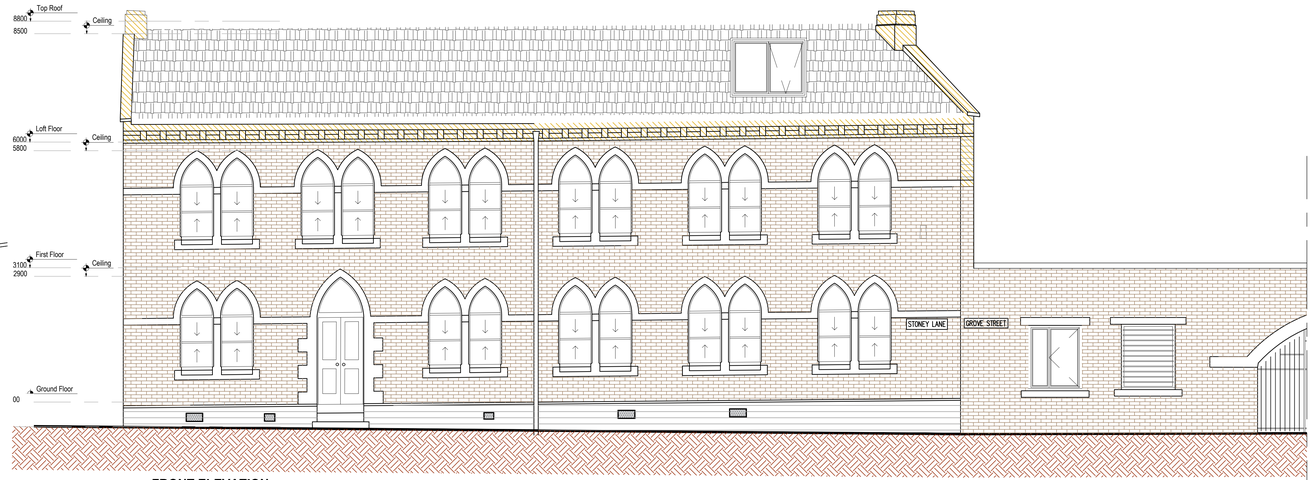

FRONT ELEVATION
SCALE 1:50

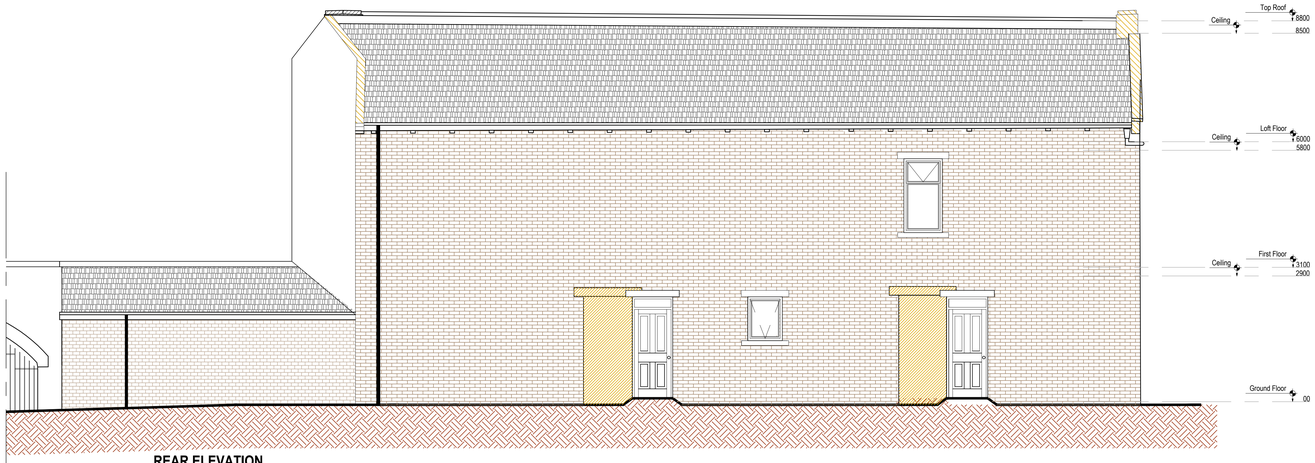

REAR ELEVATION
SCALE 1:50

SITE PLAN
SCALE 1:200

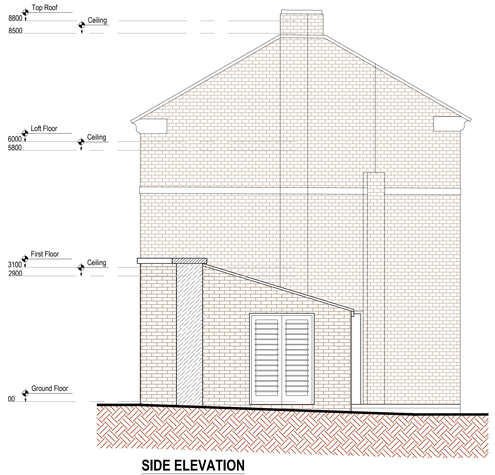

SIDE ELEVATION
SCALE 1:50

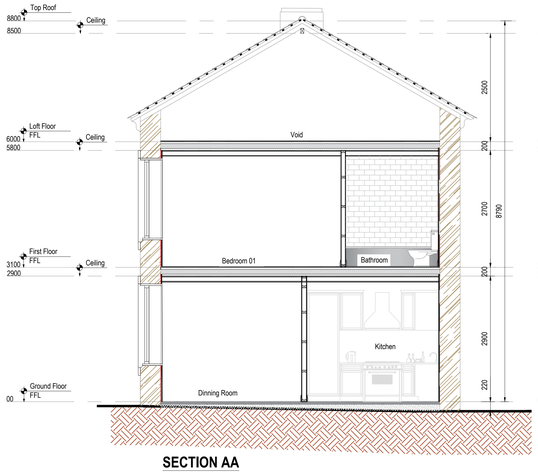

SECTION AA
SCALE 1:50

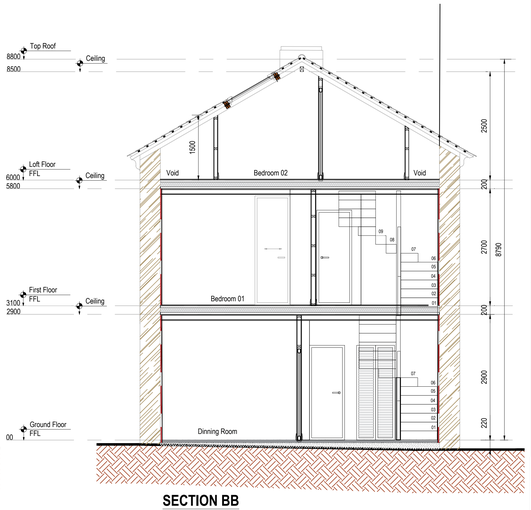

SECTION BB
SCALE 1:50

NOTES

CDM REGULATIONS 2015

IN LINE WITH THE ABOVE REGULATIONS WE ARE OBLIGED TO INFORM THE CONTRACTORS OF THE RISKS THAT MAY BE ENCOUNTERED IN THE CONSTRUCTION OF THESE WORKS. ALL DESIGN WORK HAS BEEN CARRIED OUT WITH HEALTH & SAFETY ASPECTS GIVEN FULL CONSIDERATION. WHEREVER POSSIBLE RISKS HAVE BEEN ELIMINATED FROM THE DESIGN. HOWEVER DUE TO THE VERY NATURE OF THIS TYPE OF WORK IT IS NOT POSSIBLE TO REMOVE ALL RISKS FROM THE DESIGN. WE WOULD ALSO RESPECTFULLY REMIND THE CONTRACTOR OF HIS OBLIGATIONS TO TAKE ALL REASONABLE STEPS ENSURING THAT ONLY COMPETENT WORKERS WHO HAVE A VALID SAFETY POLICY ARE EMPLOYED.
THEY SHOULD ALSO PROVIDE SATISFACTORY RESPONSES AT TENDER STAGE AS TO THE MANNER IN WHICH THEY DEAL WITH THE ELEMENTS OF RISK INVOLVED IN THIS TYPE OF WORK AND IN PARTICULAR THOSE HIGHLIGHTED BY ADS STRUCTURAL LIMITED BELOW:-

1. SUPPORT/ TREATMENT FOR ALL EXCAVATION WORK.
2. GUARDING TO EDGES OF EXCAVATIONS TO PREVENT PEOPLE, MATERIALS AND VEHICLES FALLING INTO EXCAVATIONS.
3. GUARDING OF EXCAVATIONS OUTSIDE WORKING HOURS TO PREVENT UNAUTHORISED ACCESS.
4. UNDERMINING TO ADJACENT ROADS OR STRUCTURES.
5. CONFINED SPACE OPERATIONS.
6. DEALING WITH EXISTING SERVICES.
7. TRAFFIC MANAGEMENT ON EXISTING HIGHWAYS.
8. PROCEDURE TO BE FOLLOWED IN EVENT OF AN ACCIDENT OR EMERGENCY.
9. METHOD OF WORKING WHERE CONTAMINATED GROUND IS PRESENT ON SITE.
10. CONFIRMATION WILL BE REQUIRED THAT ALL OPERATIVES ARE ADEQUATELY TRAINED, AND COPIES OF RELEVANT CERTIFICATES TO BE SUPPLIED.
11. THE CONTRACTOR IS RESPONSIBLE FOR THE OVERALL STABILITY OF THE STRUCTURE FROM THE COMMENCEMENT OF WORKS INCLUDING THE DESIGN AND PROVISION OF ALL NECESSARY TEMPORARY WORKS.

THE ABOVE LIST IS BY NO MEANS EXHAUSTIVE BUT IT DOES HIGHLIGHT OPERATIONS THAT PRESENT A RISK TO CONTRACTORS AND THE GENERAL PUBLIC.

GENERAL NOTES

1. THIS DRAWING IS TO BE READ IN CONNECTION WITH ALL RELEVANT ARCHITECTS AND ENGINEERS DRAWINGS AND SPECIFICATIONS.
2. DO NOT SCALE FROM THIS DRAWING. ALL SETTING OUT DIMENSIONS ARE TO BE CHECKED AND VERIFIED ON SITE PRIOR TO COMMENCEMENT OF ANY BUILDING WORKS & FABRICATION OF MATERIALS. ANY DISCREPANCIES ARE TO BE REPORTED TO THE ENGINEER.
3. ALL WORKMANSHIP AND MATERIALS ARE TO COMPLY WITH THE CURRENT BUILDING REGULATIONS, BRITISH STANDARDS AND CODES OF PRACTICE, ALL MATERIALS SHALL BE FIXED OR APPLIED IN ACCORDANCE WITH THE MANUFACTURES RECOMMENDATIONS. THE CONTRACTOR IS TO TAKE INTO ACCOUNT EVERYTHING DEEMED NECESSARY FOR THE PROPER EXECUTION OF THE WORKS WHETHER INDICATED ON THE DRAWINGS OR NOT TO THE COMPLETE SATISFACTION OF THE LOCAL AUTHORITY
4. FOR FINAL SETTING OUT INFORMATION RELATING TO WALL POSITIONS REFER TO ARCHITECTS DRAWINGS.

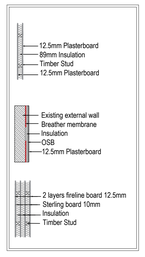

REV	DATE	REVISION DETAILS	DRAWN	CHKD	APPRD
P3	08.04.2024	NEW LAYOUT	AMS	SH	ADS
P2	04.04.2024	NEW LAYOUT	AMS	SH	ADS
P1	27.02.2024	FIRST ISSUE	AMS	SH	ADS

CLIENT:
VIRTU HOMES

PROJECT:
PARKWOOD MILL
HISTORIC BUILDING 9

DRAWING TITLE:
PROPOSED PLANS - ELEVATIONS - SITE PLAN

DRAWING STATUS:
PRELIMINARY

A0

ads consult
107 Mere Grange
Business Park, Leaside, St Helens, WA9 5GG
Tel: 0151 541 4000
info@adsstructural.co.uk

SCALE	PROJECT - ORIGINATOR - ZONE - LEVEL - TYPE - ROLE - NUMBER	REV
1:50	8548-ADS-XX-XX-DR-S-002	P3

Copyright retained by ADS Structural ltd. Information to be reproduced with permission only. To be read in conjunction with all other relevant drawings and information issued as part of this appointment. Contractor to check all dimensions on site.These are not working details. These drawings are intended for the purpose stated within the title block only.