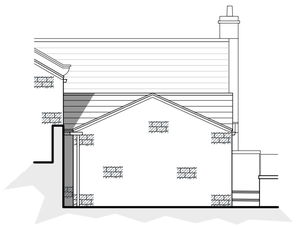

Proposed South East Facing Rear Elevation
Scale 1:100

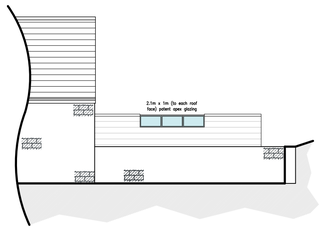

Proposed South West Facing Side Elevation
Scale 1:100

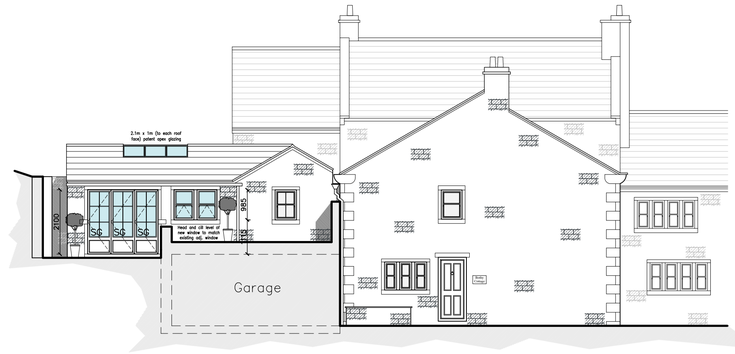

Proposed North East Facing Side Elevation
Scale 1:100

PROPOSED MATERIALS

- WALLS – NATURAL STONE
- ROOF – STONE SLATE
- BI-FOLD DOORS – TIMBER
- WINDOWS – TIMBER
- RAINWATER GOODS – BLACK CAST IRON/PVCu
- FASCIA's – TIMBER

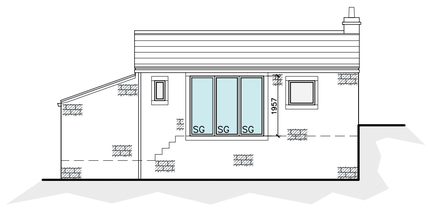

Proposed Outbuilding North West Facing Rear Elevation
Scale 1:100

NOTES

1. No dimensions to be scaled. IF IN DOUBT ASK.

2. All dimensions must be checked and verified on site by the Contractor prior to the commencement of works and Hinchliffe Architecture & Design Ltd. to be notified of any discrepancies.

3. The copyright of these drawings remains the property or Hinchliffe Architecture & Design Ltd. They must not be reproduced in any way without prior written consent from the originator (Hinchliffe Architecture & Design Ltd.)

4. Any works undertaken on site prior to obtaining full written approval from Building Control is at the Contractor/Clients own risk. Works should not commence until full approval is granted.

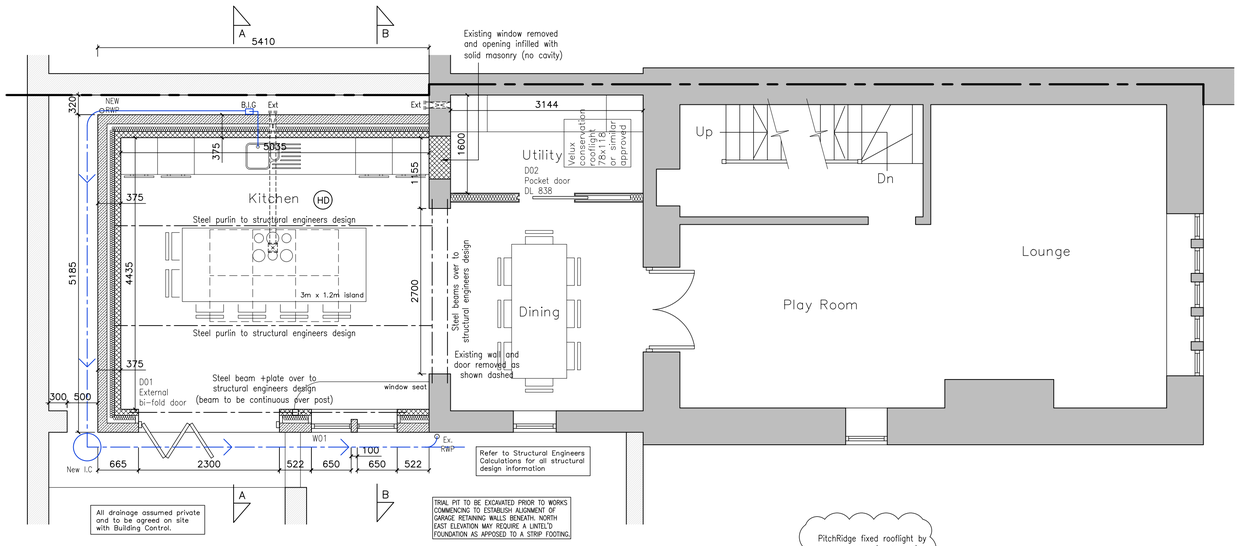

Proposed Upper Ground Floor Layout
Scale 1:50

NOTE: WINDOWS, DOORS & PATENT GLAZING REMAIN IN ABEYANCE UNTIL FRAME DETAILS ARE AVAILABLE – PLANNING CONDITIONS ARE TO BE DISCHARGED.

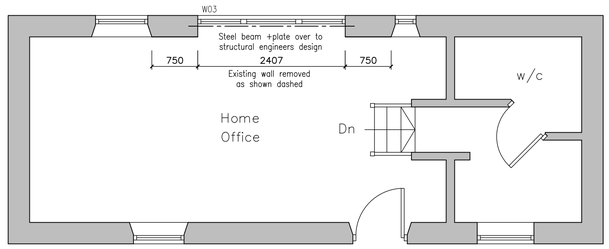

Proposed Outbuilding Ground Floor Layout
Scale 1:50

KEY

SD	Smoke alarm ~ mains powered and interconnected
SG	Safety Glass
obs	Obscure Glazing
Ext	Extract Fan
F	Flue
SVP	Soil & Vent pipe
AAV	Air admittance valve
RWP	Rain water pipe
B.I.G	Back inlet gully
EW	Escape Window
○	FD20 fire door
●	FD30S self closing fire door

NB:–

All dimensions are to structural elements and discount plaster

Door sizes shown represent size of door leaf and not structural opening.

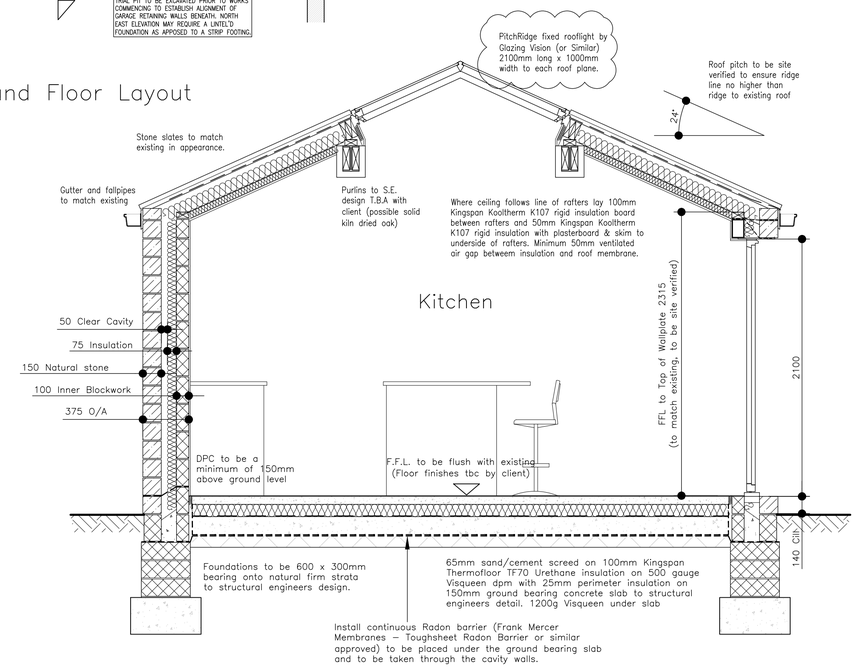

Proposed Section A – A
Scale 1:25

Proposed Site Layout
Scale 1:200

NOTE: CONTRACTOR TO CHECK ALL DIMENSIONS ON SITE PRIOR TO ANY FABRICATION OR CONSTRUCTION

NOTE: DRAWING TO BE READ STRICTLY IN CONJUNCTION WITH ALL STRUCTURAL ENGINEERS INFORMATION AND SKETCHES.

NOTE: ALL FOUNDATIONS, STEEL & TIMBER SIZES SHOWN ARE TO STRUCTURAL ENGINEERS DESIGN & CALCULATION. REFER TO STRUCTURAL CALCULATIONS & SKETCHES.

Rev.	Date	Description
D	18.07.24	RIDGE GLAZING REFERENCE AMENDED. WINDOW AND DOOR REFERENCES ADDED.
C	12.07.24	RADON BARRIER ADDED.
B	20.06.24	BI-FOLD DOORS TO KITCHEN AMENDED.
A	11.04.24	FIRST ISSUE

Status
BUILDING REGULATIONS

hinchliffe architecture & design
Hinchliffe A&D
24 Carr View Road
Hepworth
Holmfirth
West Yorkshire
HD9 1HX
07921 907 162
01484 520 764
info@hinch-architecture.co.uk
www.hinch-architecture.co.uk

Client
MR & MRS M. JACKSON-SMITH

Project
BOTHY COTTAGE
WARD PLACE
HOLMFIRTH
WEST YORKSHIRE
HD9 2AB

Drawing Title
PROPOSED FLOOR PLANS, ELEVATIONS, SECTION & SITE LAYOUT

Scale (at A1): AS SHOWN
Date: APR' 2024

Drg. no. 214-23-BR02
Rev. D

10 0 10 20 50 100mm NATURAL SCALE

ORIGINAL DRAWING SIZE 841 x 594