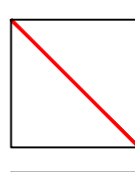

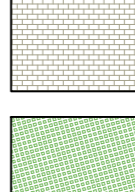



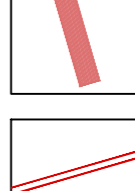
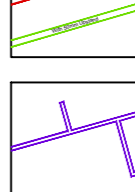
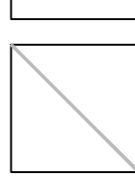
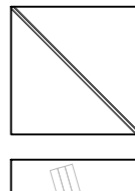
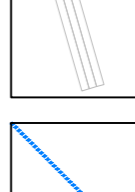
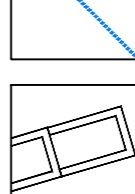
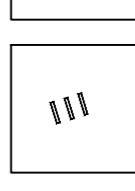

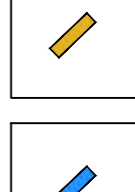
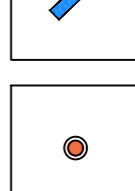
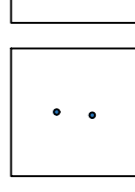

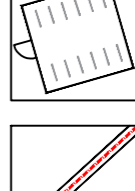
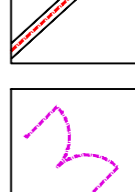
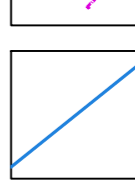

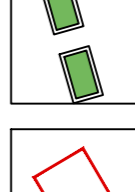

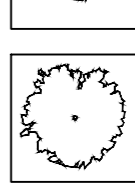

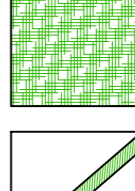
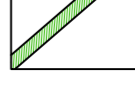

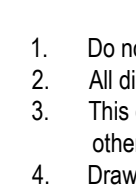

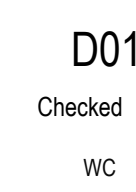
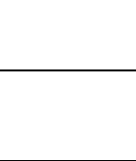
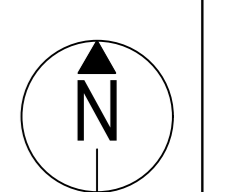


-  Site Boundary
-  P1 - Paving Type 1 Natural stone paving  
Yorkstone 75x100mm x random length between 300-750mm, Supplier: Johnsons of Wellfield Product: Yorkstone, Colour: buff Finish: Diamond Sawn, Q25.50
-  P2 - Paving Type 2 Concrete Paving Setts Mix 1  
300x200mm and 200x200mm, Supplier: Marshalls Product: Modal Colour: 80% light grey, 20% mid grey Finish: Textured, Q25.52
-  P4 - Paving Type 4  
Grasscrete, To Engineer's design and specification Q30.361
-  P5 - Paving Type 5  
Loose Gravel 20mm  
Supplier: Mainland Aggregates Product: Staffordshire Pink
-  P6 - Paving Type 6  
Loose Sand  
Supplier: Aggregates Direct Product: Play Pit Sand Q23.160
-  P7 - Paving Type 7  
Pedestrian Bitmac  
To Engineer's design and specification
-  Tactile Paving  
Marshalls concrete corduroy 400x400x50mm  
Colour: Charcoal Q25.54
-  Edge Type 1  
Marshalls Conservation Kerb 255x205x915mm  
Colour: Silver grey textured Q10.112
-  Edge Type 2  
Marshalls Conservation Kerb 145x255x915mm  
Colour: Silver grey textured Q10.113
-  Edge Type 3  
Marshalls Conservation Pin Kerb 63x150x915mm  
Colour: Silver grey textured Q10.114
-  Marshall's PCC Standard Road Kerb  
50x150x915mm Q10.110
-  Marshall's Conservation Step Units  
1000x350(400 top step)x915mm Q25.55
-  Slot Drain  
To Engineer's design and specification
-  Concrete Retaining Walls  
Concrete walls, Concrete work and finish to Engineer's design and specification.
-  Cycle Stands  
Sheffield style cycle hoops  
Finish: Brushed stainless steel to match campus palette Q50.210
-  Stainless Steel Door Hoops  
Supplier: Broxap Product: BX14DB  
Finish: Brushed stainless steel Q50.211
-  Timber Top Seating  
Marshall's Verso seat in Silver Grey  
1200 including armrest on either side. Q50.220-221
-  Timber Top Seating with backrest  
Marshall's Verso seat in Silver Grey  
1200 including armrest on either side. Q50.220-221
-  Finger Post with 3 Fingers  
Broxap Stafford  
Finish: brushed stainless steel Q50.213
-  Removable bollards - RG-BT-00004 RhinoGuard  
35/30 Lift assist protective bollard, dia 154  
stainless steel sleeve, foundation socket requiring drain to be designed by engineer.
-  Stainless Steel Handrails  
Free standing with vanity plates to hide core drilled holes  
Finish: brushed stainless steel. Diameter: 50mm Q50.241
-  Cycle Shelter  
Amazon Eco Enclosure  
Fixing and details as per manufacturer
-  Flat Bar Railing  
By Alpha Rail or similar approved  
1000mm high, powder coated, RAL colour to match building metal work
-  2 no. of Louvre Gates 1.5m High, widths vary, refer GA  
Supplier: Lang and Fulton Product: Italia-100 Q40.431
-  358 Security mesh system  
by Jacksons Fencing or similar approved
-  Bin enclosure- Weldmesh Fencing  
Euroguard regular with double leaf gate (3m wide)  
by Jacksons Fencing or similar approved
-  Raised Timber Planters 1.8m Large Planters  
Supplier: B&Q or Similar, Product: Verve  
Bopha Natural Rectangular Trough 80cm Q50.371
-  Raised metal Planters 1.5x1.5 m Large Planters  
Supplier: Streetlife, Product: Shrubtubs Square with Tretec Bottom Up
-  Multi-Stem Tree  
Refer to Planting Plan and Q31
-  Semi-Mature Tree  
Refer to Planting Plan and Q31
-  Amenity Turf  
Refer to Planting Plan and Q31
-  Ornamental Herbaceous and Shrub Planting  
Refer to Planting Plan and Q31
-  Hedge Planting

1. Do not scale from drawing, use figured dimensions only.
2. All dimensions to be checked onsite.
3. This drawing to be read in conjunction with all other Gillespies drawings and specifications.
4. Drawings to be printed in colour.



rev	details	by	date
001	Draft - For Information Changes made at the entrance due to change in levels Addition of steps and ramp	SVU	27.06.2024

Project title  
**UoH - Health and Wellbeing Academy**

Drawing title  
**DRAFT - GF Landscape General Arrangement**

Drawing number  
**HWA-GIL-P1-00-DR-L-0807**

Drawing Status  
**FOR INFORMATION**

Date  
30.09.21

Scale  
1:50@A1

Revision  
**D01**

Drawn  
SVU

Checked  
WC

Client  
University of Huddersfield  
Queensgate, Huddersfield  
West Yorkshire, HD13DH

**GILLESPIES**  
Weights House, 41 New Road, Warrington, Cheshire, WA1 2JX  
P: 0161 928 7175 E: design@gilispies.co.uk