Note:
Details shown for Planning purposes only. Do not scale from this drawing. All dimensions to be taken on site prior to installation.

NOTES:

1. CONTRACTORS AND SUB-CONTRACTORS MUST CHECK AND AGREE ALL DIMENSIONS BEFORE PREPARING SHOP DRAWINGS OR COMMENCING WORK ON SITE.
2. CONTRACTORS ARE RESPONSIBLE FOR INFORMING THE DESIGNER OF ANY DISCREPANCY DISCOVERED ON THIS DRAWING OR BETWEEN THIS DRAWING AND ANY OTHER RELATED DOCUMENTS WORK TO BE CARRIED OUT AS SHOWN ON THIS DRAWING.
3. WRITTEN DIMENSIONS ONLY ARE TO BE USED FROM THIS DRAWING–IF ANY DOUBTS EXIST–ASK FOR CLARIFICATION.

THIS DRAWING AND THE COPYRIGHTS AND PATENTS THEREIN, ARE THE DESIGNERS PROPERTY AND MAY BE USED OR REPRODUCED ONLY UNDER CONTRACT.

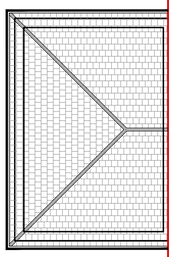

EXISTING ROOF PLAN
Scale 1:100

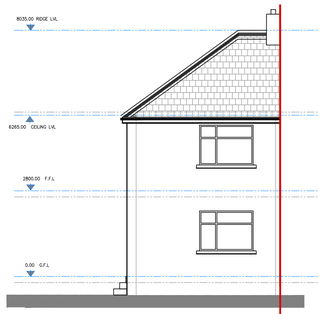

EXISTING WEST FRONT ELEVATION

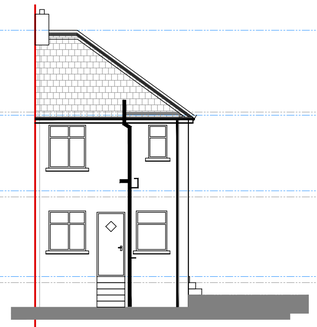

EXISTING EAST REAR ELEVATION

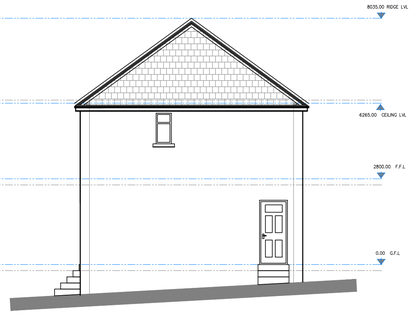

EXISTING NORTH SIDE ELEVATION

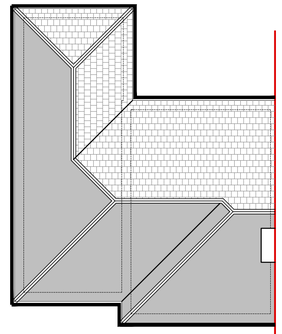

PROPOSED ROOF PLAN
Scale 1:100

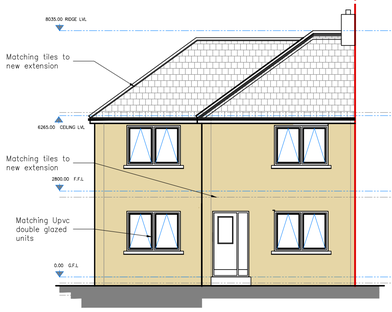

PROPOSED WEST FRONT ELEVATION

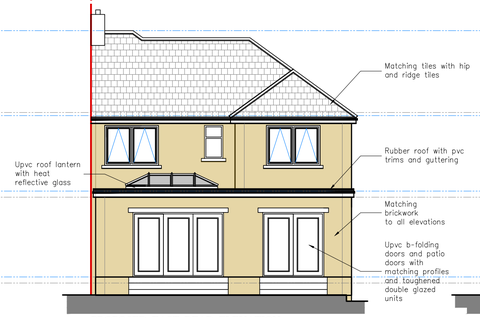

PROPOSED EAST REAR ELEVATION

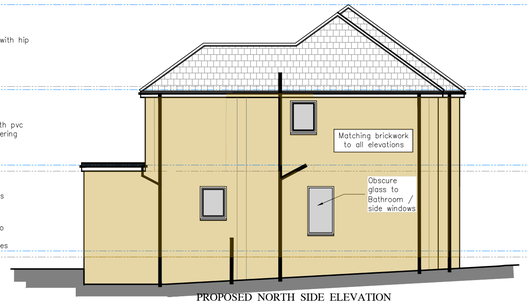

PROPOSED NORTH SIDE ELEVATION

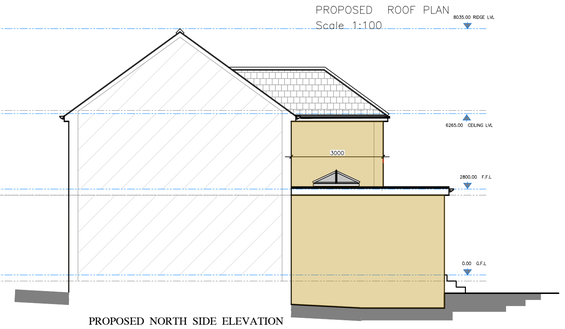

PROPOSED NORTH SIDE ELEVATION

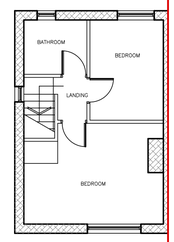

EXISTING FIRST FLOOR PLAN
Scale 1:100

SEE PREVIOUS APPROVALS FOR GARDEN EXTENSION AND SINGLE STOREY REAR EXTENSION

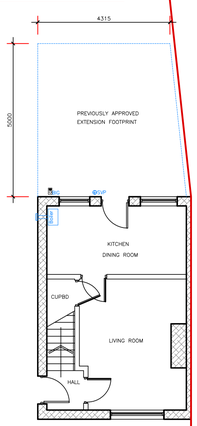

EXISTING GROUND FLOOR PLAN
Scale 1: 100

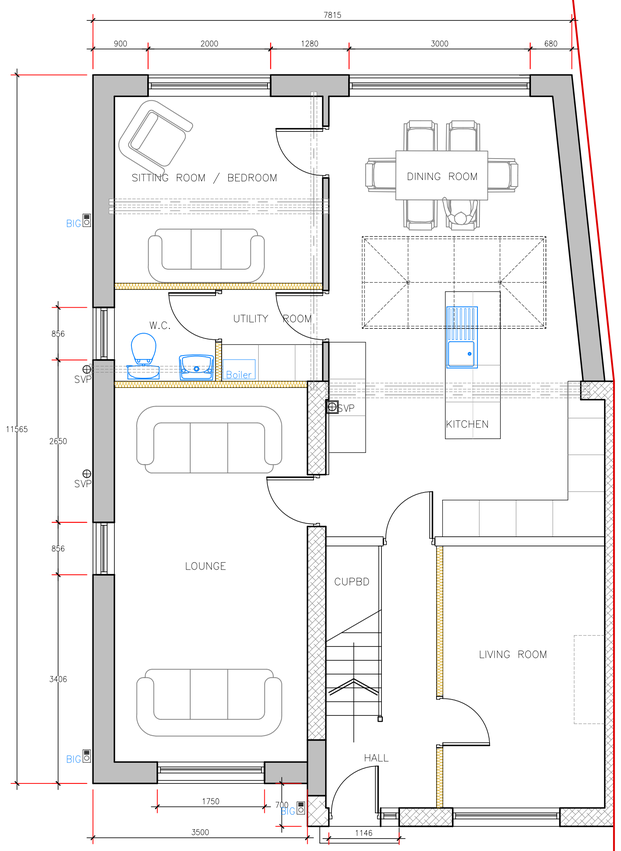

PROPOSED GROUND FLOOR PLAN
Scale 1: 50

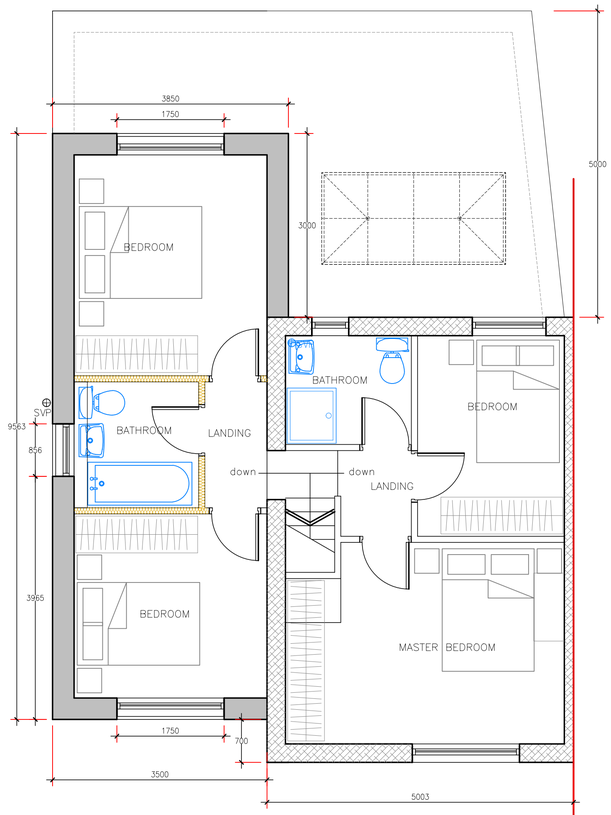

PROPOSED FIRST FLOOR PLAN
Scale 1:50

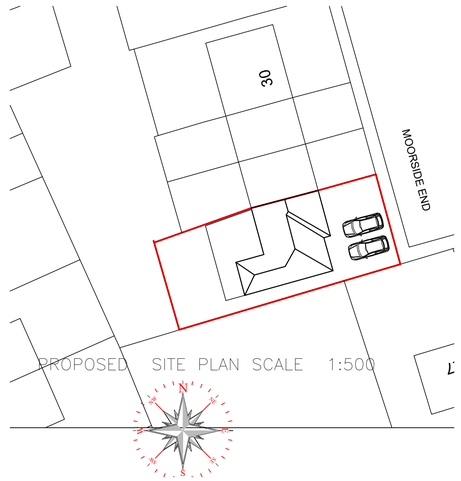

PROPOSED SITE PLAN SCALE 1:500

PLANNING MATERIALS

WALLS Brickwork to match existing

ROOF Concrete tiles to match exisitng

WINDOWS Matching upvc double glazed units

DOORS
Upvc and Composite

P.D ARCHITECTURAL SERVICES

Plans drawn for local authority approval
- Domestic Extensions
- Loft Conversions
- New garages / Conservatories
- New Homes

Tel: 07867784564 Free Consultation / Survey

Project:	PROPOSED REVISED SCHEME
Title:	PROPOSED SIDE AND REAR EXTENSIONS 36 MOORSIDE END WAKEFIELD WF13 4QN
Client:	M SHAKEEL

Scale: 1:50 & 1:100	Drawn: P.M	Rev
Date: JUNE 2024	PDA 22-066-003.	B