Extract from General Arrangement Drawing no: DBS-ECS-Z0-SL-DR-L-00001

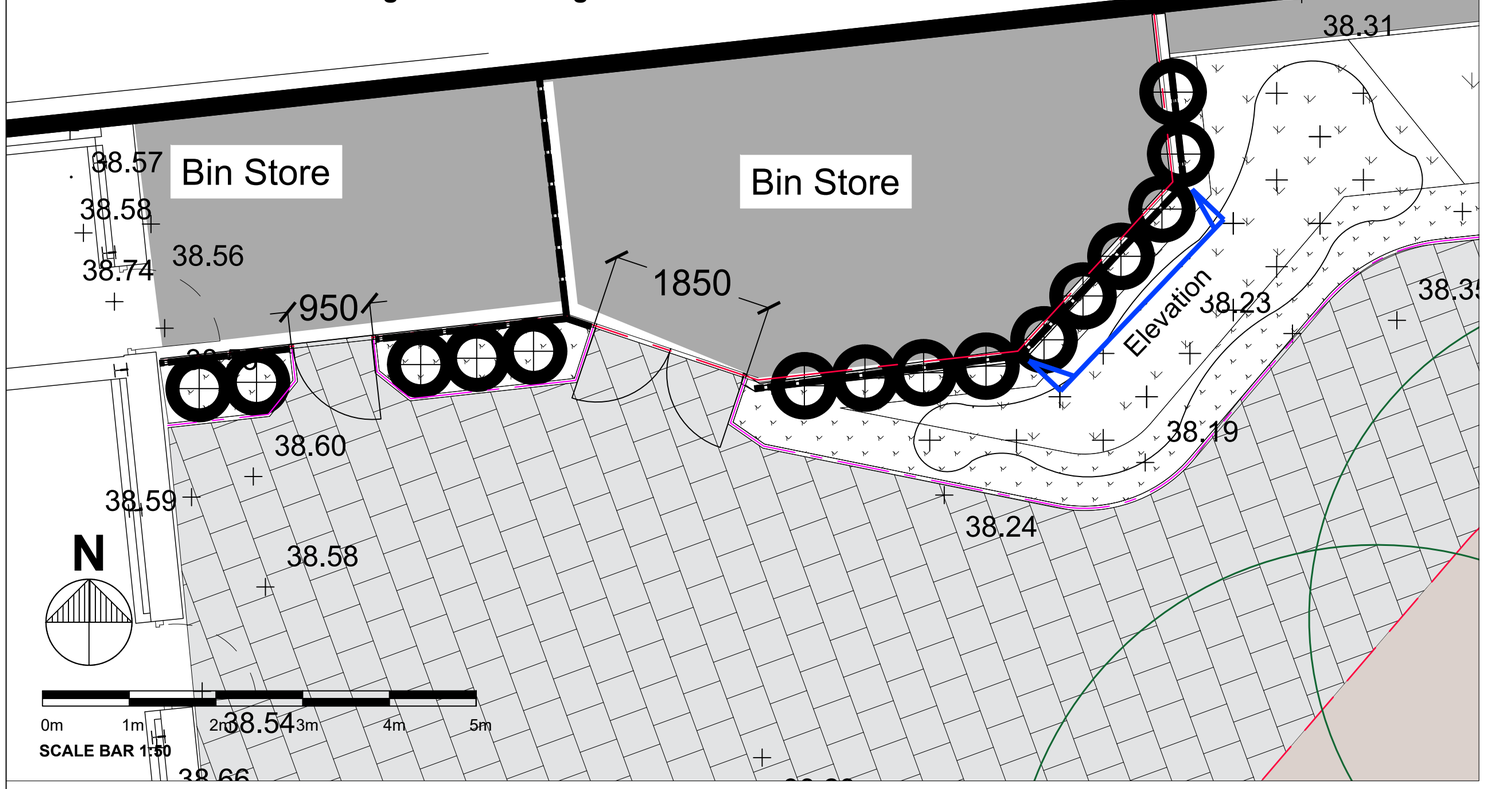

KEY

- Existing Tree to be Retained - see Arboriculture report ('West Yorkshire Combined Authority, Transforming Cities Fund: Dewsbury Bus Station Arboricultural Assessment Report') for further details
- Proposed Paving Type P01 - Asphalt for pedestrian loading
- Proposed Paving Type P03 - Concrete Flags 600x400x50mm; Silver colour
- Proposed Paving Type P09 - Arb Resin Paving; "ArboResin" by GreenBlue urban (www.greenblue.com/) or similar approved
- Proposed Kerb E02 - Conservation Style Edge - Granite finish, 75mm wide x 914mm, laid in accordance with engineer's specification
- Proposed Edge E03 - Alu Excel Edge by Kinley Systems (www.kinley.co.uk) laid in accordance with engineer's specification
- Proposed Welded Mesh Fence; 1810mm high; "Euroguard Regular" by Jacksons Fencing or similar approved.
- Proposed Herbaceous / Perennial Planting - see plant schedule for species and specification*
- Proposed Bulb Planting - see plant schedule for species and specification*
- Proposed Climbing Shrub - see plant schedule for species and specification*
- Proposed Ornamental Grass planting - Tall height - see plant schedule for species and specification*
- Proposed Ornamental Grass planting - Medium height- see plant schedule for species and specification*
- Proposed Ornamental Grass planting - Short height - see plant schedule for species and specification*

*Plant schedule on Drawing No: DBS-ECS-Z0-SL-DR-L-00003

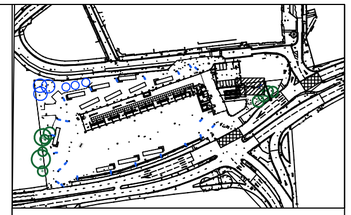

KEY PLAN (not to scale)

GENERAL NOTES

- Drawing for Planning purposes only
- Ecus drawing/ document references:
DBS-ECS-Z0-SL-DR-L-00001 General Arrangement
DBS-ECS-Z0-SL-DR-L-00002 Planting Plan sheet 1 of 2
DBS-ECS-Z0-SL-DR-L-00003 Planting Plan sheet 2 of 2
DBS-ECS-Z0-SL-DR-L-00004 Typical Details 1 of 4 - Southern Wall
DBS-ECS-Z0-SL-DR-L-00005 Typical Details 2 of 4 - Paving
DBS-ECS-Z0-SL-DR-L-00006 Typical Details 3 of 4 - Tree Pits
DBS-ECS-Z0-SL-DR-L-00007 Typical Details 4 of 4 - East
DBS-ECS-Z0-SL-DR-L-00008 Maintenance Schedule
DBS-ECS-Z0-SL-T-L-00001 Landscape Specification
- Refer to "West Yorkshire Combined Authority, Transforming Cities Fund: Dewsbury Bus Station, Arboricultural Assessment Report" for details of existing vegetation to be retained and protection measures. All works within the vicinity of the existing trees to be overseen by an appointed qualified Arboricultural consultant acting as ECoW in accordance with the Arboricultural Method Statement.
- Building / Site Layout provided by AHR Architects Ltd on drawing no: DBS-AHR-XX-00-D-A-20001_P5.
- Building foundations to be confirmed by Engineer with reference to planting proposals and NHBC guidance (or alternative where applicable). Tree locations to be fully co-ordinated once building foundation depth are confirmed. Requirements for root barriers to be confirmed by an engineer.
- Refer to Engineer's details for level and drainage information
-Levels to be confirmed following coordination with the design team.
-Levels to be verified by the contractor with any variations to be reported to the drainage engineer
- For lighting proposals, see "DBS-KCE-XX-XX-D-E-6310" produced by Kaizen Consulting Engineers
-For Green roof details, refer to "DBS-AHR-XX-ZZ-SP-A-NBS – Architectural Specification"
- Setting out on site to be agreed with Landscape Architect
- Check all dimensions on site.
- Do not scale from this drawing
- Report any discrepancies and omissions to Ecus Ltd
- This drawing is Copyright
- All levels indicative only. Extrapolated from site levels. All require to be checked.
- All details subject to approval by the local authority for the discharge of relevant planning conditions.

3RD-PARTY INFORMATION
NB This drawing includes information provided by independent surveyors and / or consultants, to whom all queries shall be made. Ecus Ltd can accept no liability for its context or accuracy.

DESIGN
Unless stated otherwise, the designs shown are subject to detailed site survey, investigations, and legal definition, the CDM regulations and the comments and / or approval of the various relevant Local Authority Officers, Statutory Undertakers, Fire Officers, Engineers and the like. They are copyright, project specific and confidential. No part is to be used or copied in anyway without the express prior consent of Ecus ltd.

TREE NOTES:
Note that all tree and shrub locations are subject to coordination with services, to be undertaken by others. **The requirement for root barriers is to be confirmed by an engineer.**
Note that it is best practice that root barriers are required to extend 2m beyond the mature canopy spread of new trees to protect all structures and hard landscape elements, such as highways, services and buildings. In addition, root barriers are required for all new trees within 5m of highways - e.g. GreenBlue Urban 'Reroot 2000' or similar. Depth of tree root barrier to be confirmed by an engineer once services design has been produced at construction detail. Install to manufacturer's and engineer's guidance.

CDM - Risks / Hazards
1. Proposed locations of landscape elements shown are subject to the presence of below ground services. A detailed survey is to be undertaken and necessary method statements prepared and approved prior to undertaking any excavations / work within this area.
2. Care to be taken when working in proximity to the surrounding existing roads.
3. Care to be taken when clearing the existing site due to the potential presence of needles, litter etc.

ID	RISK	MITIGATION	DATE OF MITIGATION
RESIDUAL PROJECT RISKS			

REV	DATE	DRAWN BY	CHECKED BY	REVISION COMMENT
P01	13.08.24	JS	Ecus	Planning Issue

DRAWING STATUS: Planning

ecus
Brook Holt
Blackburn Road
Sheffield S61 2DW
Tel. (0114) 2669292
www.ecusltd.co.uk

Job
DEWSBURY BUS STATION

Title
Landscape Proposals - Bin Store

Drawn by	Date	Scale
JS	Aug 24	As shown at A1

Drg. no.
DBS-ECS-Z0-SL-DR-L-00009

Precedent Images (see key to right)

www.cellfabgates.co.uk

www-onestopcolourshop.co.uk

www.jacksons-security.co.uk

www.jacksons-security.co.uk



www.monrovia.com

www.ornamental-trees.co.uk

1. 1800mm high Steel frame gate with Red Cedar timber infill (natural finish to timber). Refer to plan for widths.
2. Proposed colour for all steelwork (fencing and gate frame)
3. Weldesh fencing - 1810mm high. "Euroguard Regular V Mesh" by Jacksons Fencing or similar approved. See extract from Landscape Specification, adjacent for details
4. Weldesh fencing - post fixing detail
5. Proposed evergreen climber - *Hedera Hellix* (English Ivy) - see planting plan, drawing no: DBS-ECS-Z0-SL-DR-L-00003 for details
6. Proposed evergreen climber - *Clematis armandii* (Armand Clematis) - see planting plan, drawing no: DBS-ECS-Z0-SL-DR-L-00003 for details

Extract from Landscape Specification

Q40
Fencing

Fencing systems

126 Open mesh steel panel security fencing to bin store

1. Manufacturer: Jackson's Fencing (www.jacksons-security.co.uk/)
   1.1. Product reference: Euroguard® Regular V Mesh Fencing
2. Height: 1810mm
3. Mesh and wire:
   Welded mesh; 5mm wires with 3 - 4 reinforcing folds according to height, Galfan® Zinc alloy treated as standard. Vertical wires are at 50mm centres, therefore the panel has 61 vertical wires. Galvanised and powder coated to BS EN 13438 in grey RAL 7012
4. Posts: Posts are rectangular hollow section steel hot dip galvanised inside and out to BS EN 1461 as standard and supplied with flat post caps in black polypropylene. 60x40x2500mm. Galvanised and powder coated grey RAL 7012 to BS EN 13438.
5. Maximum centres of posts: 3034mm.
6. Method of setting posts: In concrete foundations [Designated concrete not less than GEN1 or Standard prescribed concrete not less than ST2] to comply with the design loading requirements specified by BS 1722-14 for this category of fence.
7. Bottom of fencing: Fixed to engineer's detail and manufacturer's recommendations
8. Conformity: Submit manufacturer's and installer's certificates, to BS 1722-14.

Illustrative Elevation - Scale 1:10

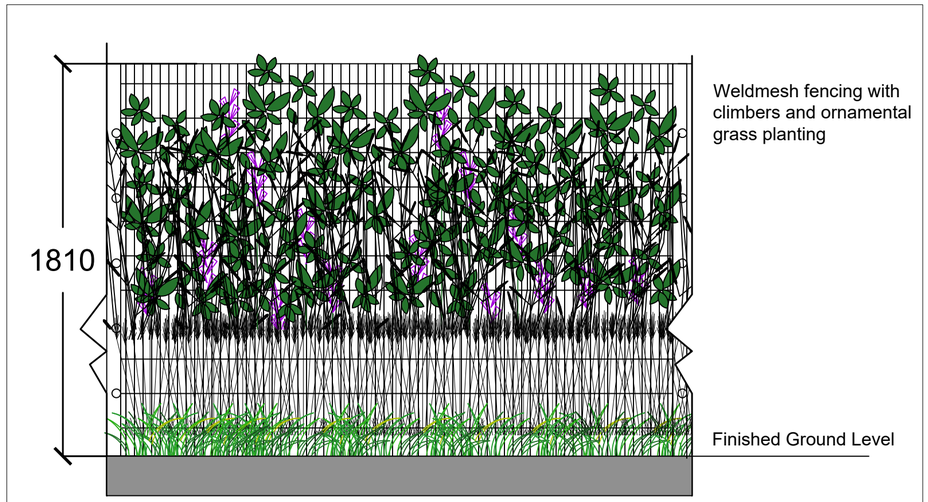

Refer to extract from Landscape Specification for fencing product information