All dimensions are to be checked on site, any discrepancies are to be reported to the Architect before work commences. Do not scale from this drawing.

This drawing is to be read in conjunction with all relevant consultants and specialists drawings / documents, any discrepancies are to be reported to the Architect before the affected work commences.

All structural components shown are indicative only. Details / calculations of structural members are to be provided by the Structural Engineer.

This drawing is copyright.

This drawing and the copyright, design rights and all other intellectual property. No licence or assignment of any such rights is granted hereunder. This drawing is not to be copied or divulged to a third party without written permission.

REVISION	DATE	COMMENT

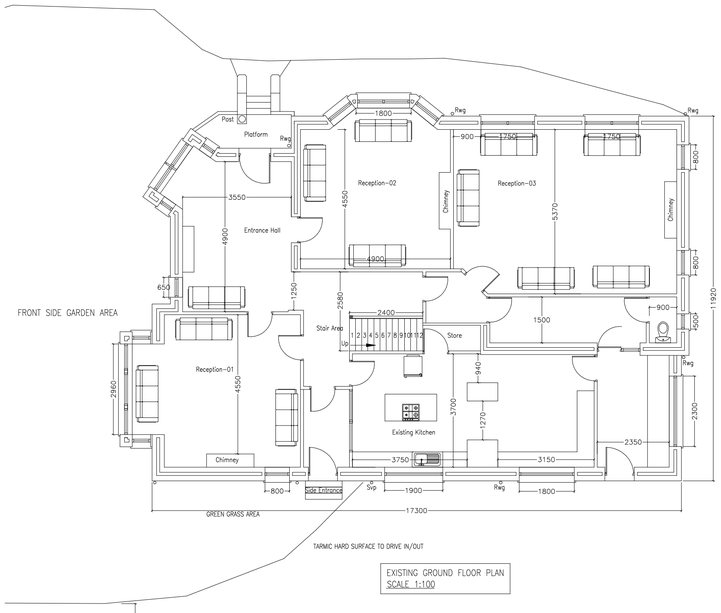

TARMIC HARD SURFACE TO DRIVE IN/OUT

EXISTING GROUND FLOOR PLAN
SCALE 1:100

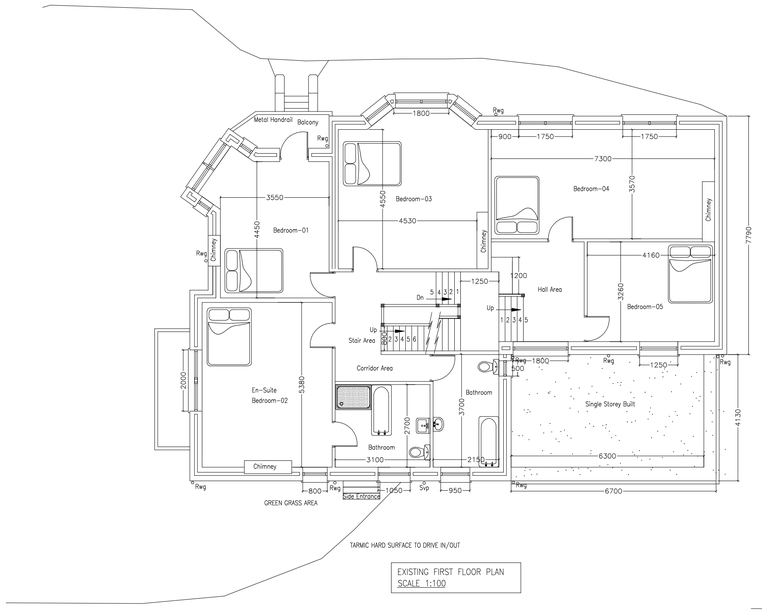

TARMIC HARD SURFACE TO DRIVE IN/OUT

EXISTING FIRST FLOOR PLAN
SCALE 1:100

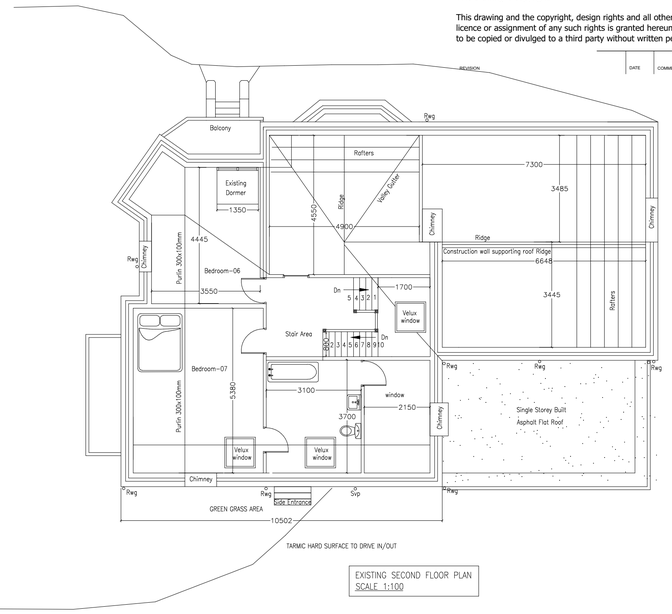

TARMIC HARD SURFACE TO DRIVE IN/OUT

EXISTING SECOND FLOOR PLAN
SCALE 1:100

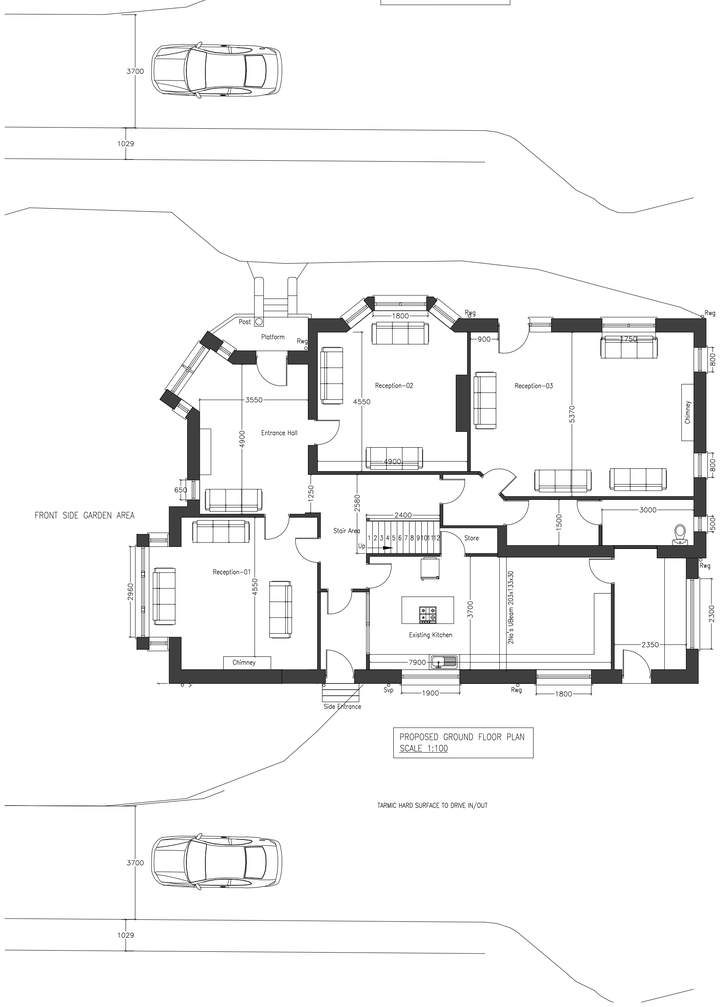

PROPOSED GROUND FLOOR PLAN
SCALE 1:100

TARMIC HARD SURFACE TO DRIVE IN/OUT

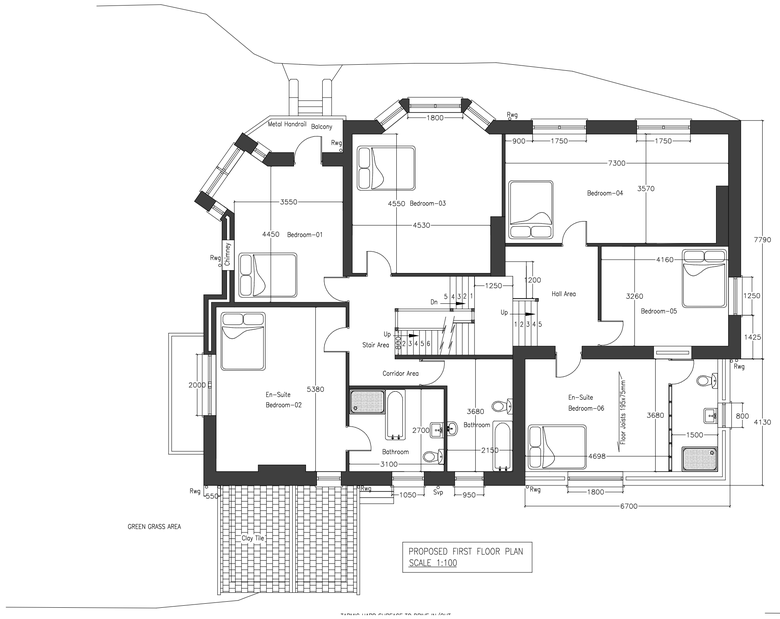

PROPOSED FIRST FLOOR PLAN
SCALE 1:100

EXISTING SECOND FLOOR PLAN
SCALE 1:100

www.C49-Architecture.co.uk
Info@C49Architecture.co.uk
Tel: 01535 281432

C49 ARCHITECTURE

CLIENT DETAILS	DRAWING No	REVISION
583 Bradford Road	BFRD-001	
DRAWING INFO	SCALE	**DATE** / **DRAWN BY**
Proposed Plan	1:100	15/08/24 / JH