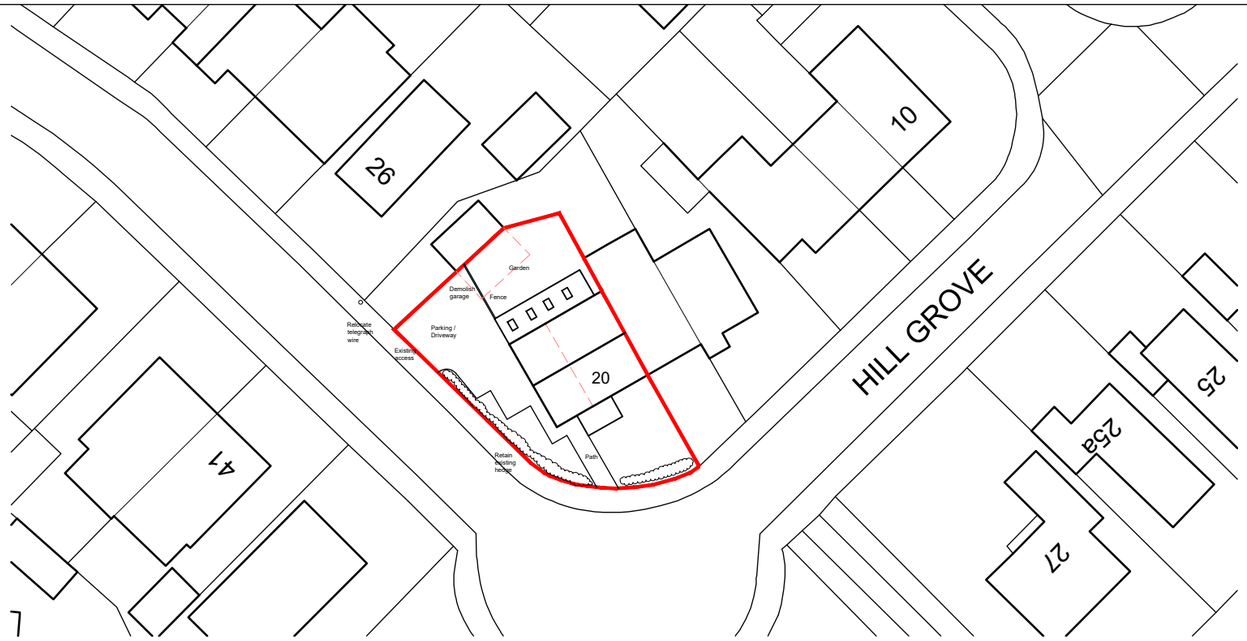


N

Block Plan - 1:500

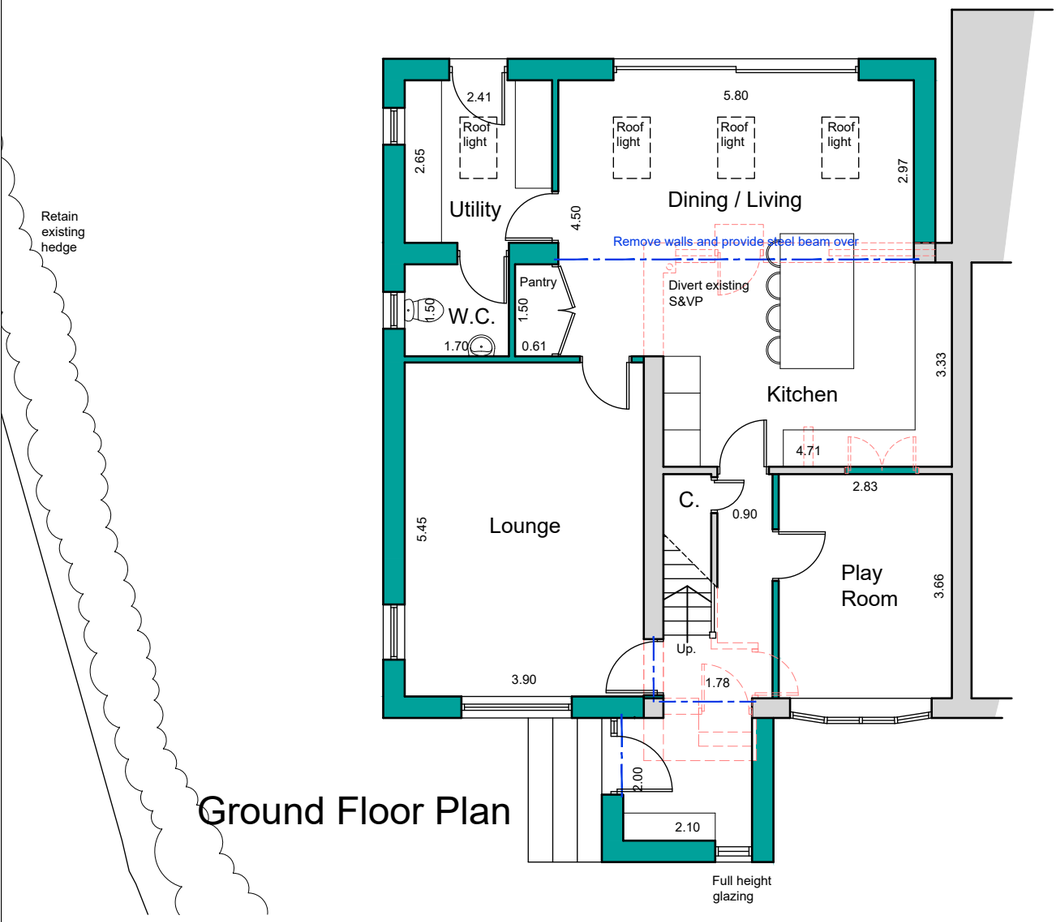


Ground Floor Plan

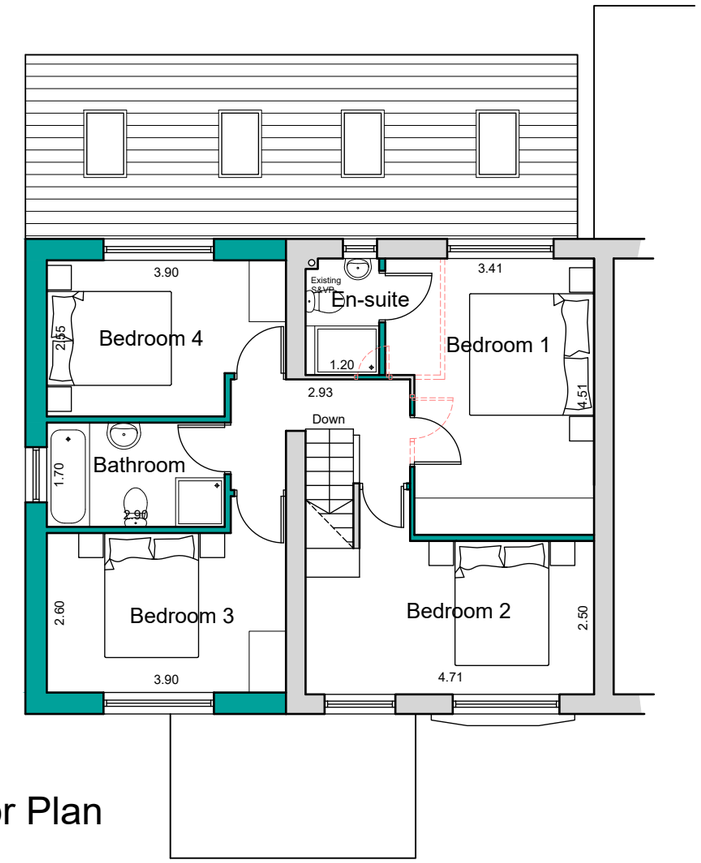


First Floor Plan

Scale 1:100

0 1 2 3 4 5 10 15

**NOTES**

This drawing has been prepared specifically for the purpose of obtaining Planning and or Building Regulations Approval. Its suitability for other purposes without additional supplementary details and specifications cannot be guaranteed.

All dimensions are to be checked on site, any discrepancies are to be reported to the designer before work commences. Use only figured dimensions.

All structural components shown are indicative only. Details / calculations of structural members are to be provided by the Structural Engineer.

This drawing is not to be copied or divulged to a third party without written permission.

Key:

| | |
|---|---|
| | Existing Beams |
| | Proposed beams |
| | Removed Structure |
| | Existing Walls |
| | Proposed Walls |

Heneghan ARCHITECTURE
enquiries@heneghanarchitecture.com
www.heneghanarchitecture.com

Revisions

| | | |
|---|---|---|
| P01 | Preliminary Issue | 08.02.24 |
| P02 | Client amendments | 21.03.24 |
| P03 | Client amendments | 16.04.24 |
| P04 | Block plan updated | 03.05.24 |
| P05 | Planning amendments | 07.07.24 |
| P06 | Planning amendments | 29.07.24 |

Project:

Two Storey Extension

at 20 Hill Grove, Salendine Nook, Huddersfield HD3 3TL

for Mr & Mrs Kendall

Proposed Plans & Block Plan

Purpose of issue: PLANNING

| | |
|---|---|
| Drawn | DRH |
| Date | Feb 2024 |
| Scales | 1:100 @ A3 |
| Drawing No. | 2407 - 0301 - P06 |