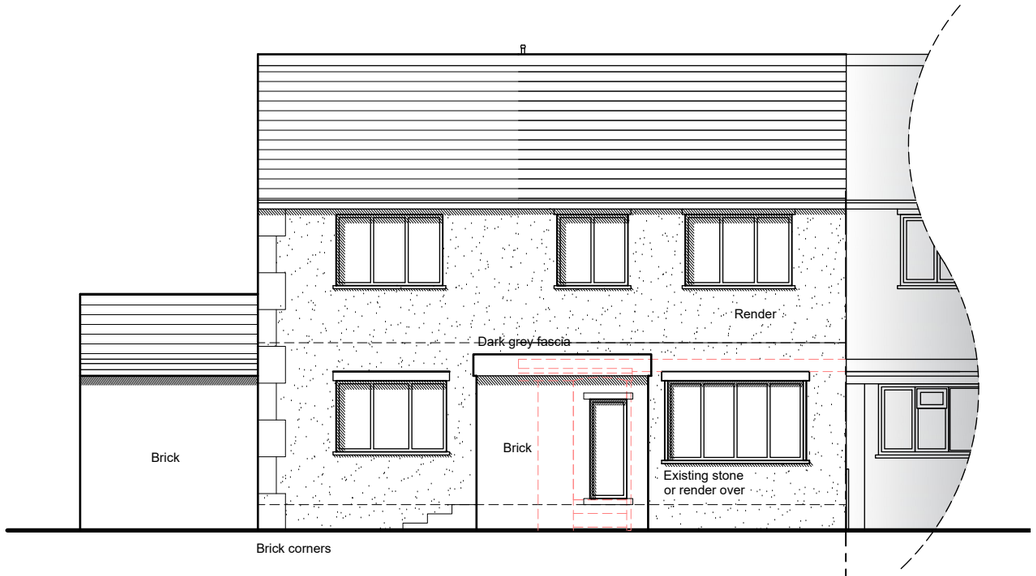

South Elevation

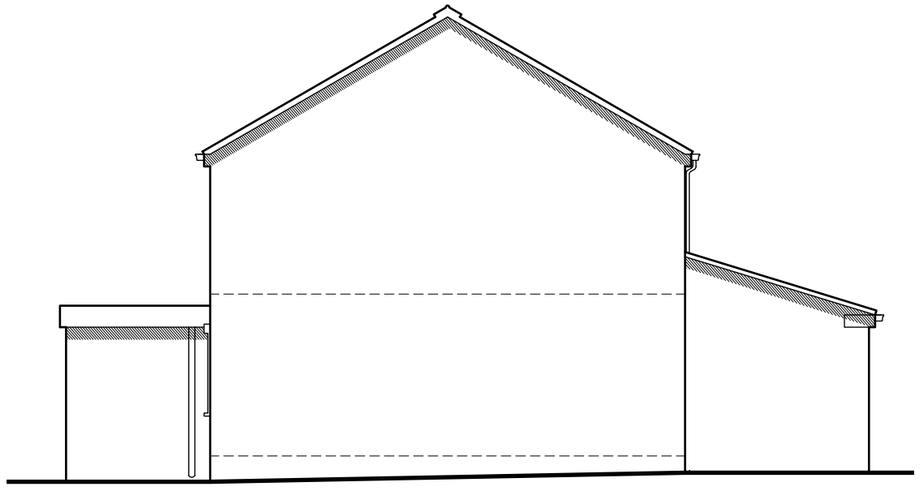

East Elevation

North Elevation

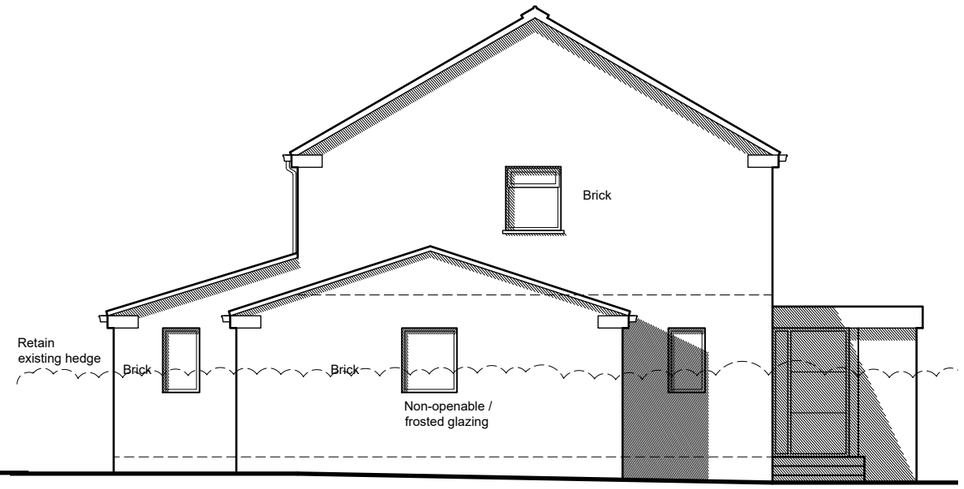

West Elevation

Scale 1:100

0 1 2 3 4 5 10 15

NOTES

This drawing has been prepared specifically for the purpose of obtaining Planning and or Building Regulations Approval. Its suitability for other purposes without additional supplementary details and specifications cannot be guaranteed.

All dimensions are to be checked on site, any discrepancies are to be reported to the designer before work commences. Use only figured dimensions.

All structural components shown are indicative only. Details / calculations of structural members are to be provided by the Structural Engineer.

This drawing is not to be copied or divulged to a third party without written permission.

Key:

- Existing Beams
- Proposed beams
- Removed Structure
- Existing Walls
- Proposed Walls

Heneghan ARCHITECTURE
enquiries@heneghanarchitecture.com
www.heneghanarchitecture.com

Revisions

P01	Preliminary Issue	29.02.24
P02	Preliminary Issue	21.03.24
P03	Client amendments	16.04.24
P04	Planning amendments	07.07.24

Project:

Two Storey Extension

at 20 Hill Grove,
Salendine Nook,
Huddersfield
HD3 3TL

for Mr & Mrs Kendall

Proposed Elevations

Purpose of issue: PLANNING

Drawn	DRH / CJA
Date	Apr 2024
Scales	1:100 @ A3
Drawing No.	2407 - 0302 - P04