



The Statutor


Project details	
Planning authority:	
Project name:	Honley Lil
Applicant:	
Application type:	
Planning application reference:	
Completed by:	
Date of metric completion:	
Reviewer:	
Calculation iteration:	
Planning authority reviewer:	
Date of planning authority review:	
Target % net gain:	10%
Irreplaceable habitat present at baseline:	
Total site area - including irreplaceable habitat area (hectares):	0.07
Total off-site area - including irreplaceable habitat area (hectares):	N/A

Cell style conversion	
	
	

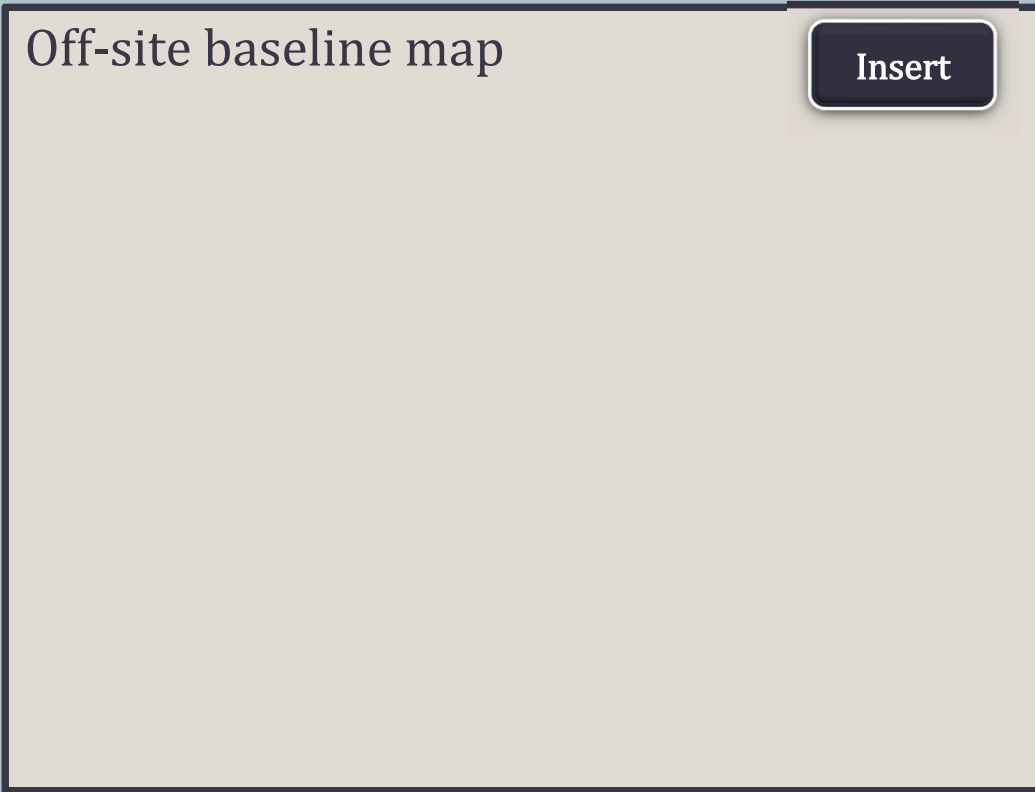
On-site baseline map

Insert

Insert



On-site baseline map reference number



Off-site baseline map

Insert

Off-site baseline map reference number

Library Biodiversity Metric

Start page

Details

Library, West Avenue, Honley, Holmfirth, HD9 6HF

Friends of Honley Library

Oliver Bevilacqua

02 May 2024

No ✓

Irreplaceable habitat site area (hectares):

0.00

Irreplaceable habitat area off-site (hectares):

N/A

Notifications

Attention required

Input error/rules and principles not met

Use of this cell is not appropriate

Enter data

Automatic lookup

Result

Main menu


Reset

View

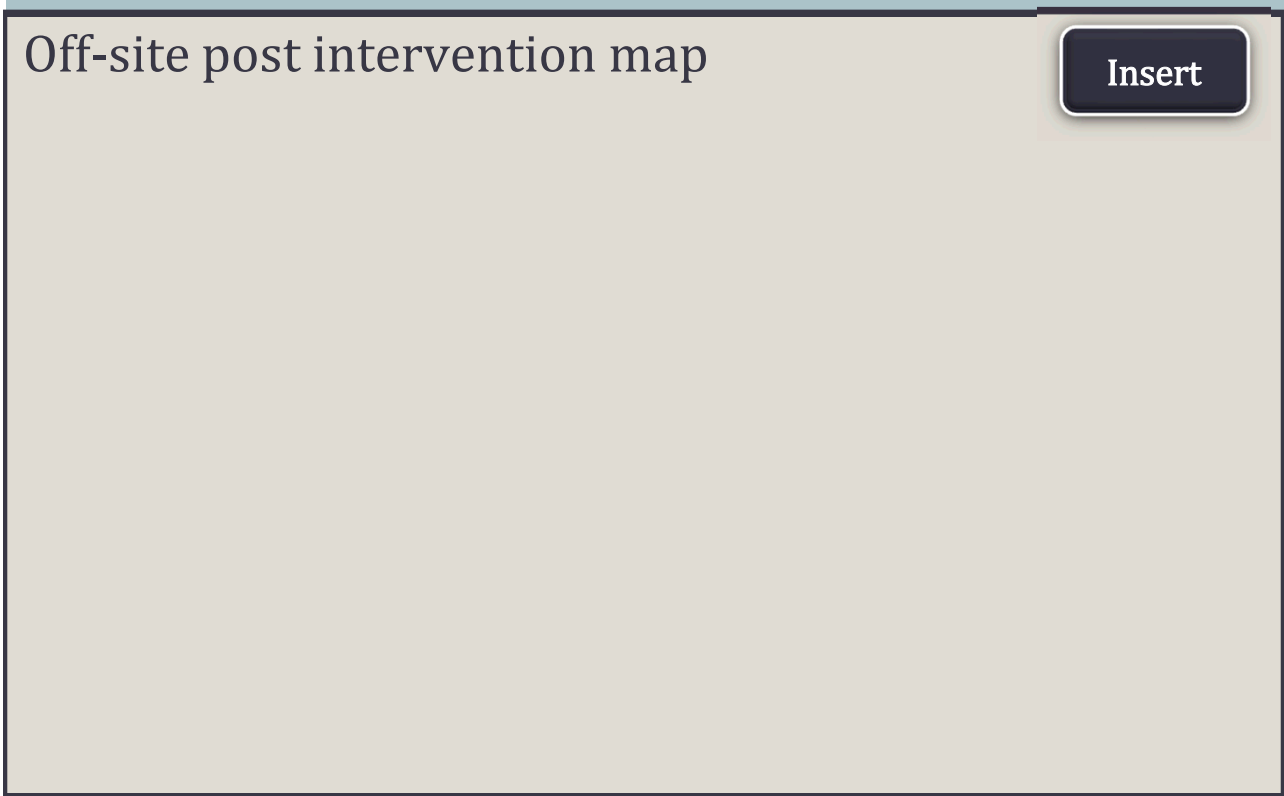
Reset

On-site post intervention map


Insert



On-site post-intervention map reference number



Off-site post-intervention reference number






menu

ults

y all

view





Key
Area habitats



Hedgerows and lines of trees



Watercourses

The Statu

Start page

Start here

1



2


On-site baseline

A-1 On-site Area Habitat Baseline



B-1 On-site Hedge Baseline


C-1 On-site Watercourse Baseline



On-site post develop

A-2 On-site Area Habitat Creation


A-3 On-site Area Habitat Enhancement

B-2 On-site Hedge Creation


B-3 On-site Hedge Enhancement

C-2 On-site Watercourse Creation


C-3 On-site Watercourse Enhancement



Laboratory Biodiversity Metric Main menu

Technical data

Results

3

Equipment

Off-site baseline

On-site Area
Habitat
enhancement



D-1
Off-site
Area Habitat Baseline



On-site Hedge
enhancement



E-1
Off-site Hedge
Baseline



On-site Watercourse
enhancement



F-1
Off-site Watercourse
Baseline



E-2

Water



Tree helper

Tree size	Number of trees and area (ha) for each condition state					
	Poor	Area	Moderate	Area	Good	Area
Small		0.0000	3	0.0122		0.0000
Medium		0.0000		0.0000		0.0000
Large		0.0000		0.0000		0.0000
Very large		0.0000		0.0000		0.0000
Total	0	0.0000	3	0.0122	0	0.0000

4

Off-site post development

D-2 Off-site Area
Habitat Creation



D-3 Off-site Area Habitat
Enhancement



E-2 Off-site Hedge
Creation



E-3 Off-site Hedge
Enhancement



F-2 Off-site
Watercourse Creation



F-3 Off-site Watercourse
Enhancement





The Statutor

Return to start
page

Headline results

De

Off-site
summary

In
hab


ry Biodiversity Metric Results

tailed results

Habitat trading
summaries

replaceable
habitats summary

Unit shortfall
summary



Honley Library, West Avenue, Honley, Holmfirth, HD

Return to results menu

Headline Results

Scroll down for final results ⚠

On-site baseline	<i>Habitat units</i>
	<i>Hedgerow units</i>
	<i>Watercourse units</i>

On-site post-intervention (Including habitat retention, creation & enhancement)	<i>Habitat units</i>
	<i>Hedgerow units</i>
	<i>Watercourse units</i>

On-site net change (units & percentage)	<i>Habitat units</i>
	<i>Hedgerow units</i>
	<i>Watercourse units</i>

Off-site baseline	<i>Habitat units</i>
	<i>Hedgerow units</i>
	<i>Watercourse units</i>

Off-site post-intervention (Including habitat retention, creation & enhancement)	<i>Habitat units</i>
	<i>Hedgerow units</i>
	<i>Watercourse units</i>

Off-site net change	<i>Habitat units</i>
---------------------	----------------------

Off-site net change (units & percentage)	<i>Hedgerow units</i>
	<i>Watercourse units</i>

Combined net unit change (Including all on-site & off-site habitat retention, creation & enhancement)	<i>Habitat units</i>
	<i>Hedgerow units</i>
	<i>Watercourse units</i>

Spatial risk multiplier (SRM) deductions	<i>Habitat units</i>
	<i>Hedgerow units</i>
	<i>Watercourse units</i>

FINAL RESULTS

Total net unit change (Including all on-site & off-site habitat retention, creation & enhancement)	<i>Habitat units</i>
	<i>Hedgerow units</i>
	<i>Watercourse units</i>

Total net % change (Including all on-site & off-site habitat retention, creation & enhancement)	<i>Habitat units</i>
	<i>Hedgerow units</i>
	<i>Watercourse units</i>

Trading rules satisfied?

Ye

Unit Type	Target	Baseline Units	Units Required
<i>Habitat units</i>	10.00%	1.05	1.16
<i>Hedgerow units</i>	10.00%	0.06	0.07
<i>Watercourse units</i>	10.00%	0.00	0.00

1.05
0.06
0.00

1.17
0.10
0.00

0.12	11.25%
0.04	65.21%
0.00	0.00%

0.00
0.00
0.00

0.00
0.00
0.00

0.00	0.00%
------	-------

0.00	0.00%
0.00	0.00%

0.12
0.04
0.00

0.00
0.00
0.00

--

0.12
0.04
0.00

11.25%
65.21%
0.00%

es ✓

Unit Deficit
0.00
0.00
0.00

No additional area habitat units required to meet target ✓

No additional hedgerow units required to meet target ✓

No additional watercourse units required to meet target ✓

Project Name: Honley

Condense /

Ma

Ref	Broad Habitat
1	Urban
2	Urban
3	Grassland
4	Individual trees
5	
6	
7	
8	
9	
10	
11	
12	
13	
14	
15	
16	
17	
18	
19	
20	
21	
22	
23	
24	
25	
26	
27	

28	
29	
30	
31	
32	
33	
34	
35	
36	
37	
38	
39	
40	
41	
42	
43	
44	
45	
46	
47	
48	
49	
50	
51	
52	
53	
54	
55	
56	
57	
58	
59	
60	
61	
62	
63	
64	
65	
66	
67	
68	
69	
70	
71	
72	
73	
74	
75	

76	
77	
78	
79	
80	
81	
82	
83	
84	
85	
86	
87	
88	
89	
90	
91	
92	
93	
94	
95	
96	
97	
98	
99	
100	
101	
102	
103	
104	
105	
106	
107	
108	
109	
110	
111	
112	
113	
114	
115	
116	
117	
118	
119	
120	
121	
122	
123	

124	
125	
126	
127	
128	
129	
130	
131	
132	
133	
134	
135	
136	
137	
138	
139	
140	
141	
142	
143	
144	
145	
146	
147	
148	
149	
150	
151	
152	
153	
154	
155	
156	
157	
158	
159	
160	
161	
162	
163	
164	
165	
166	
167	
168	
169	
170	
171	

172	
173	
174	
175	
176	
177	
178	
179	
180	
181	
182	
183	
184	
185	
186	
187	
188	
189	
190	
191	
192	
193	
194	
195	
196	
197	
198	
199	
200	
201	
202	
203	
204	
205	
206	
207	
208	
209	
210	
211	
212	
213	
214	
215	
216	
217	
218	
219	

220	
221	
222	
223	
224	
225	
226	
227	
228	
229	
230	
231	
232	
233	
234	
235	
236	
237	
238	
239	
240	
241	
242	
243	
244	
245	
246	
247	
248	





Project Name: Honley Lib

Condense / S

Main I

Ref	Broad Habitat
1	Urban
2	Urban
3	Urban
4	
5	
6	
7	
8	
9	
10	
11	
12	
13	
14	
15	
16	
17	
18	
19	
20	
21	
22	
23	
24	
25	
26	
27	
28	
29	
30	

31	
32	
33	
34	
35	
36	
37	
38	
39	
40	
41	
42	
43	
44	
45	
46	
47	
48	
49	
50	
51	
52	
53	
54	
55	
56	
57	
58	
59	
60	
61	
62	
63	
64	
65	
66	
67	
68	
69	
70	
71	
72	
73	
74	
75	
76	
77	
78	
79	
80	

81	
82	
83	
84	
85	
86	
87	
88	
89	
90	
91	
92	
93	
94	
95	
96	
97	
98	
99	
100	
101	
102	
103	
104	
105	
106	
107	
108	
109	
110	
111	
112	
113	
114	
115	
116	
117	
118	
119	
120	
121	
122	
123	
124	
125	
126	
127	
128	
129	
130	

131	
132	
133	
134	
135	
136	
137	
138	
139	
140	
141	
142	
143	
144	
145	
146	
147	
148	
149	
150	
151	
152	
153	
154	
155	
156	
157	
158	
159	
160	
161	
162	
163	
164	
165	
166	
167	
168	
169	
170	
171	
172	
173	
174	
175	
176	
177	
178	
179	
180	

181	
182	
183	
184	
185	
186	
187	
188	
189	
190	
191	
192	
193	
194	
195	
196	
197	
198	
199	
200	
201	
202	
203	
204	
205	
206	
207	
208	
209	
210	
211	
212	
213	
214	
215	
216	
217	
218	
219	
220	
221	
222	
223	
224	
225	
226	
227	
228	
229	
230	

231	
232	
233	
234	
235	
236	
237	
238	
239	
240	
241	
242	
243	
244	
245	
246	



0.02

0.02

Select a unit	Hectares	M ²










Total Units





Habitat units delivered	User comments
0.00	
0.00	
0.02	

0.02	















	Proposed Ha
Required Action to Meet Trading Rules	Proposed Broad Habitat
Same distinctiveness or better habitat required \geq	Grassland














			0.17





Habitat reference number



Name: Honley Library.

Condense / Show C

Main Menu

Ref	Hedge number
1	1
2	2
3	
4	
5	
6	
7	
8	
9	
10	
11	
12	
13	
14	
15	
16	
17	
18	
19	
20	
21	
22	
23	
24	
25	
26	
27	
28	
29	
30	
31	
32	
33	
34	
35	

36	
37	
38	
39	
40	
41	
42	
43	
44	
45	
46	
47	
48	
49	
50	
51	
52	
53	
54	
55	
56	
57	
58	
59	
60	
61	
62	
63	
64	
65	
66	
67	
68	
69	
70	
71	
72	
73	
74	
75	
76	
77	
78	
79	
80	
81	
82	
83	
84	
85	

86	
87	
88	
89	
90	
91	
92	
93	
94	
95	
96	
97	
98	
99	
100	
101	
102	
103	
104	
105	
106	
107	
108	
109	
110	
111	
112	
113	
114	
115	
116	
117	
118	
119	
120	
121	
122	
123	
124	
125	
126	
127	
128	
129	
130	
131	
132	
133	
134	
135	


136	
137	
138	
139	
140	
141	
142	
143	
144	
145	
146	
147	
148	
149	
150	
151	
152	
153	
154	
155	
156	
157	
158	
159	
160	
161	
162	
163	
164	
165	
166	
167	
168	
169	
170	
171	
172	
173	
174	
175	
176	
177	
178	
179	
180	
181	
182	
183	
184	
185	


186	
187	
188	
189	
190	
191	
192	
193	
194	
195	
196	
197	
198	
199	
200	
201	
202	
203	
204	
205	
206	
207	
208	
209	
210	
211	
212	
213	
214	
215	
216	
217	
218	
219	
220	
221	
222	
223	
224	
225	
226	
227	
228	
229	
230	
231	
232	
233	
234	
235	

236	
237	
238	
239	
240	
241	
242	
243	
244	
245	
246	
247	
248	

0.06










--	--

Length lost	Units lost	User comments
0.00	0.00	
0.00	0.00	

0.00	0.00	





Name: Honley Library.

E

Condense / Show

Main Mer

Ref	New hedge number
1	3
2	
3	
4	
5	
6	
7	
8	
9	
10	
11	
12	
13	
14	
15	
16	
17	
18	
19	
20	
21	
22	
23	
24	
25	
26	
27	
28	
29	
30	
31	
32	
33	
34	

35	
36	
37	
38	
39	
40	
41	
42	
43	
44	
45	
46	
47	
48	
49	
50	
51	
52	
53	
54	
55	
56	
57	
58	
59	
60	
61	
62	
63	
64	
65	
66	
67	
68	
69	
70	
71	
72	
73	
74	
75	
76	
77	
78	
79	
80	
81	
82	
83	
84	

85	
86	
87	
88	
89	
90	
91	
92	
93	
94	
95	
96	
97	
98	
99	
100	
101	
102	
103	
104	
105	
106	
107	
108	
109	
110	
111	
112	
113	
114	
115	
116	
117	
118	
119	
120	
121	
122	
123	
124	
125	
126	
127	
128	
129	
130	
131	
132	
133	
134	

135	
136	
137	
138	
139	
140	
141	
142	
143	
144	
145	
146	
147	
148	
149	
150	
151	
152	
153	
154	
155	
156	
157	
158	
159	
160	
161	
162	
163	
164	
165	
166	
167	
168	
169	
170	
171	
172	
173	
174	
175	
176	
177	
178	
179	
180	
181	
182	
183	
184	

185	
186	
187	
188	
189	
190	
191	
192	
193	
194	
195	
196	
197	
198	
199	
200	
201	
202	
203	
204	
205	
206	
207	
208	
209	
210	
211	
212	
213	
214	
215	
216	
217	
218	
219	
220	
221	
222	
223	
224	
225	
226	
227	
228	
229	
230	
231	
232	
233	
234	

235	
236	
237	
238	
239	
240	
241	
242	
243	
244	
245	
246	
247	
248	

0.01



Hedgerow sum

Total Net Unit Change

Total Net % Change

Trading Rules Satisfied

Distinctiveness

Condition

Distinctiveness

Score

Condition

Score

Low

2

Good

3









