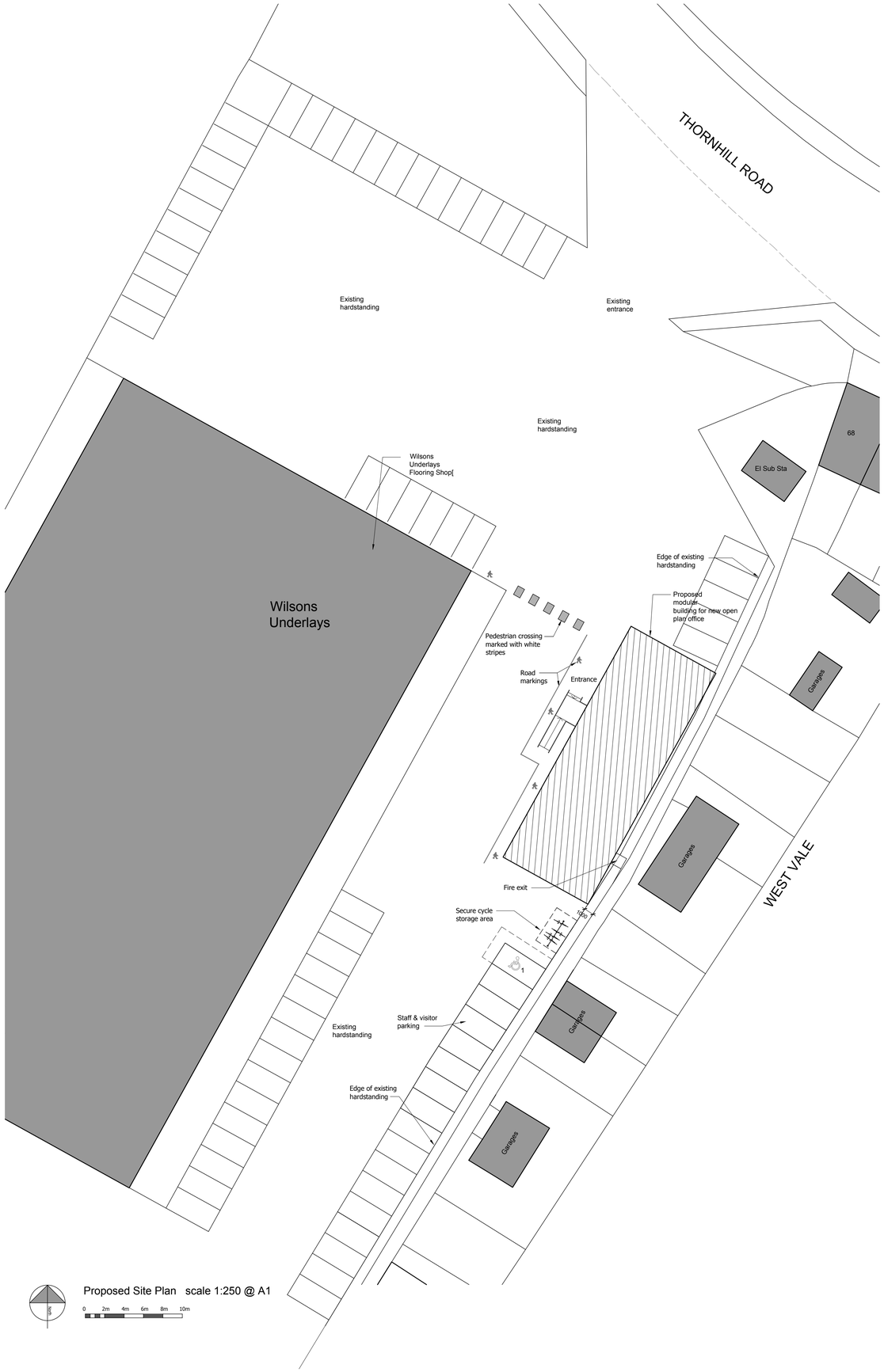

Proposed Site Plan scale 1:250 @ A1

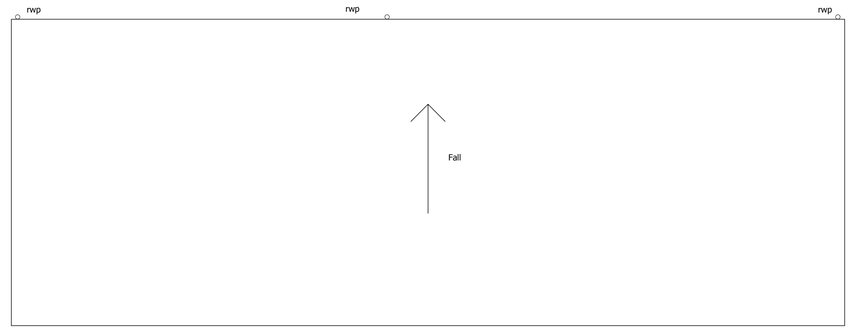

Proposed Roof Plan Scale 1:100

NOTES

Do not scale drawings.

All dimensions are to be checked on site, including levels and sewer inverts prior to commencement of work and any discrepancies reported to the designer.

All dimensions are in millimetres and are structural unless indicated otherwise.

All works shall be carried out in accordance with the current edition of the Building Regulations and other relevant statutory requirements.

All materials and workmanship shall conform with the relevant British Standard specifications and codes of practice.

This drawing is the sole copyright of architecture2interior design and cannot be used or reproduced without consent from architecture2interior design Ltd ©

REVISION	DATE	COMMENTS
B	31.05.2024	Added parking

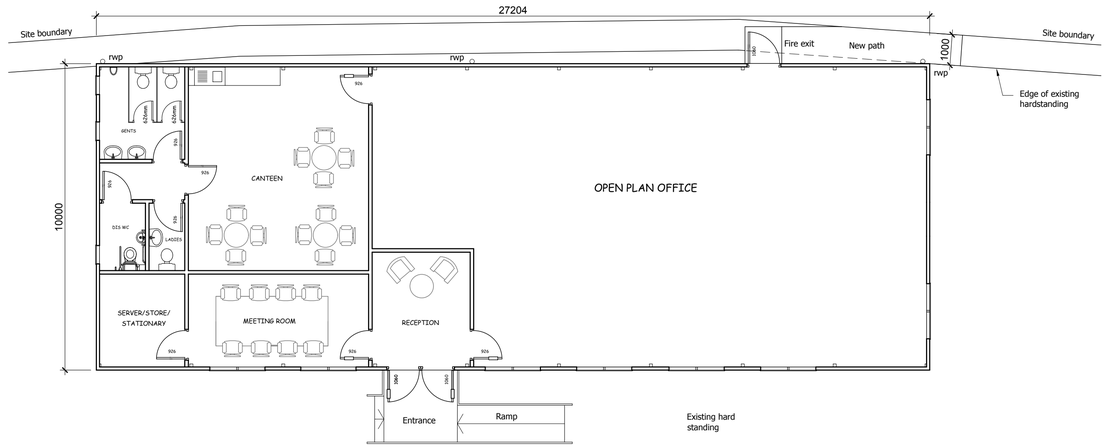

Proposed Floor Plan Scale 1:100
Area : 264m ²

0 1m 2m 3m 4m

North west Elevation (Front) scale 1:100

0 1m 2m 3m 4m 5m

EXTERNAL COLOUR SCHEME

Walls (Body) - Goosewing Grey - nearest BS ref 10 A 05
Wall trims & corners - Goosewing Grey - nearest BS ref 10 A 05
External Skirt - Plastisol sheet bonded onto ply, colour to match building (Goosewing Grey)
Roof fascia - Merlin Grey Plastisol steel - nearest BS ref 18 B 25
Roof - Black fire blanket / membrane
Windows - Merlin Grey UPVC - nearest BS ref 18 B 25
Doors (insulated door) - Merlin Grey

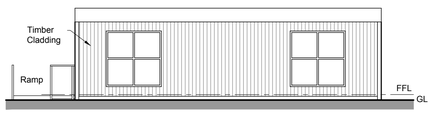

South West Elevation (Side) scale 1:100

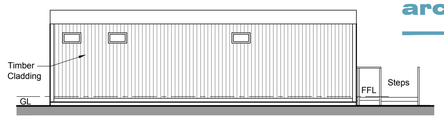

North East Elevation (Side) scale 1:100

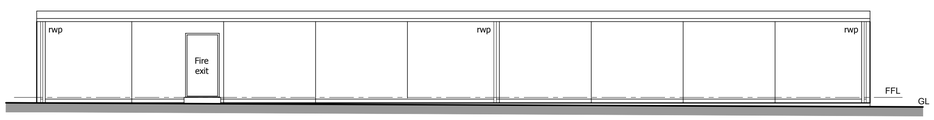

South East Elevation (Rear) scale 1:100

Planning Drawing

Note: Scaling from this drawing is permitted for planning purposes.

architecture2interior design Ltd
contact details: 01233 813510
info@architecture2interiordesign.co.uk

CLIENT
Wilsons Underlays

PROJECT
Proposed Modular Office Facilities for Wilsons Underlays at Thornhill Road, Dewsbury, WF12 9QF

DRAWING
Proposed Site Plan, Plans and Elevations

PROJECT NO.	P247
DRAWING NO.	P247-PL02
REVISION	Rev B

DATE	March 2024
SCALE	1:250 & 1:100 @ A1
DRAWN	dp