

NOTES

- All dimensions and levels are to be checked on site.
- Any discrepancies are to be reported to the architect before any work commences.
- This drawing shall not be scaled to ascertain any dimensions. Work to figured dims only.
- This drawing shall not be reproduced without express written permission from AEW.
- Title overlay drawings and ownership boundaries are produced using all reasonable endeavours. AEW cannot be responsible for the accuracy or scale discrepancy of base plans supplied to them.
- All works are to be undertaken in accordance with Building Regulations and the latest British Standards.
- All proprietary materials and products are to be used strictly in accordance with the manufacturers recommendations.

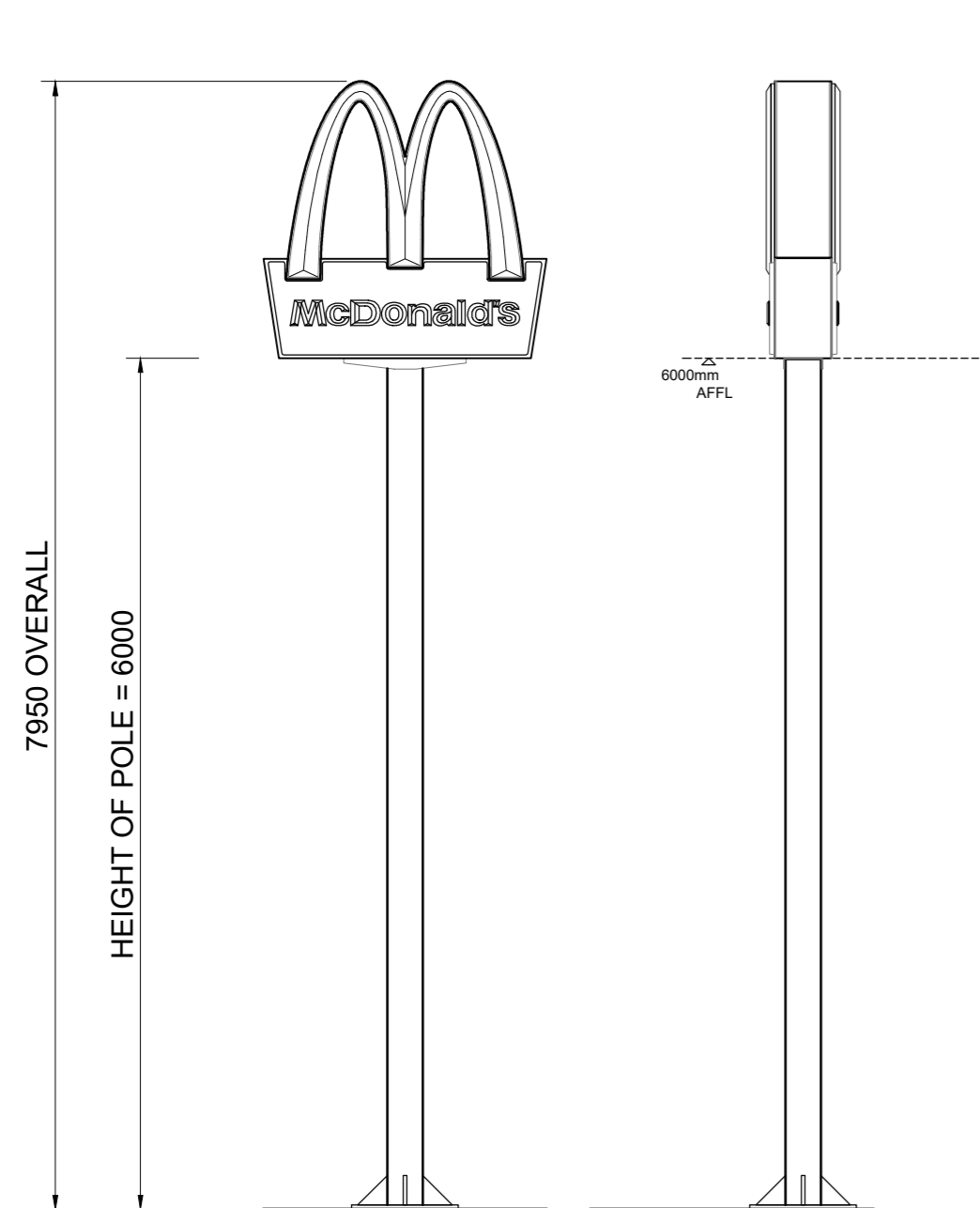
CDM 2015

Client notified of duties: **At Design Workshops**
Principal Designer: **CSS**
Unless noted below, all known hazards have been highlighted on the drawing:


Notes:

Road sign -
Moulded yellow golden arch above moulded red McDonald's panel with moulded opal text

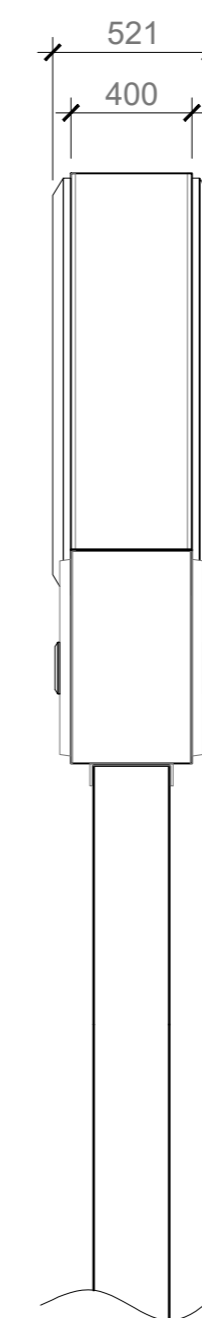
Arch -
Double-sided, built up & internally illuminated character.
3mm moulded acrylic face panel retained by aluminium trim to aluminium sign case - colour yellow.
Illumination - colour 35 fluorescent lamps.



FULL ELEVATION 1:50



SIGNAGE DETAILS OF SIGN HEAD 1:25



SIDE ELEVATION 1:25

SITE SIGNAGE SCHEDULE - TIMBERLINE								
ADVERT REF	QTY	SIZE (mm)	MATERIALS	COLOUR	HEIGHT (mm) ABOVE GROUND	EXTENT (mm) OF PROJECTION	HEIGHT (mm) OF TEXT	ILLUMINATION
Sky Sign	1 No.	Golden Arch Sign 1993W x 521D x 1950H	Moulded Yellow "Golden Arch" above moulded Red & White "McDonald's" Panel with moulded opal text.	Red, Yellow & White	6000MM	N/A	N/A	(STATIC - Max. 600cd/m ²)

PROPOSED SKY SIGNAGE 1:50

Colour	Sample	Sign Case				Sign Face	
		PMS	RAL	BS	Other	ICI	ROHM
Yellow	-	123	-	10 E 53	-	ICI 2252	Rohm 374
Bronze	-	-	8014	08 B 29	-	-	-
Green	-	-	-	-	LD 2092	ICI 6205	-
Crimson	-	3027	-	-	-	ICI 4450	-
Orange	-	-	-	06 E 55	-	ICI 324	-
Blue	-	-	-	-	Pantone 315c	ICI 727	-
Red	-	485	3000	-	LD 5052	ICI 4T12	Rohm 505
White	-	-	9010	-	-	ICI 050	Rohm 072
Black	-	-	Black	-	Hammer black H16	-	-

-	21/02/24	MC	MW
INITIAL ISSUE			
REV	Date	Drawn by:	Checked by:
Status	Purpose of Issue		
S2	For Information		
drawing stage	PLANNING		

client
McDonald's Restaurants Ltd

project store
HECKMONDWIKE 1066

drawing title
PROPOSED SKY SIGN POLE SIGN APPLICATION

date	21/02/2024	drawn	MC
scale@A2	As Shown	checked	MW

PLANNING

Rev

Job No
13763_AEW_1066_0112

www.aewarchitects.com
0161 214 4370

