DRAWING STATUS	SHEET SIZE
PRELIMINARY	**A1**

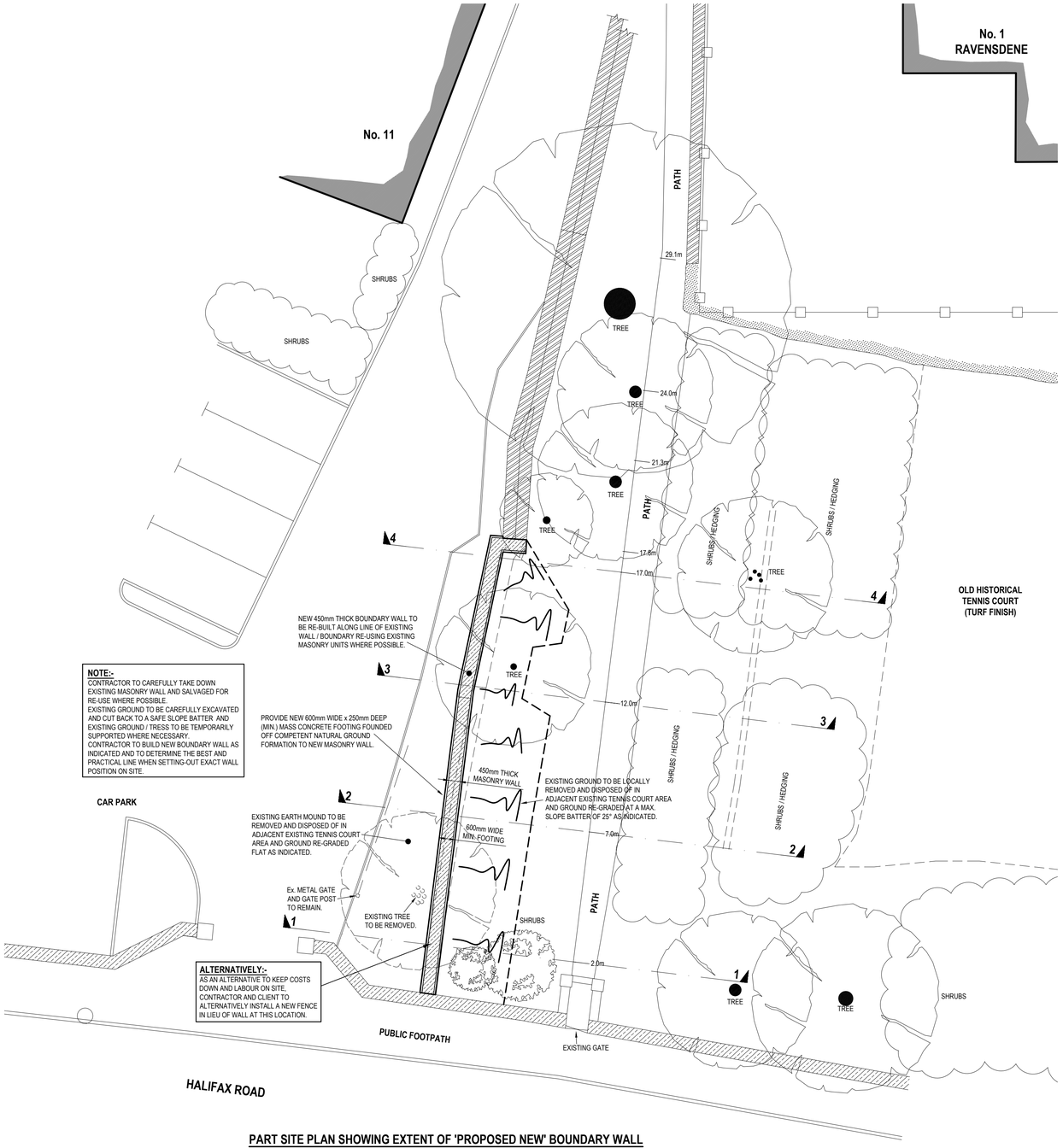

NOTE:-
CONTRACTOR TO CAREFULLY TAKE DOWN
EXISTING MASONRY WALL AND SALVAGED FOR
RE-USE WHERE POSSIBLE.
EXISTING GROUND TO BE CAREFULLY EXCAVATED
AND CUT BACK TO A SAFE SLOPE BATTER AND
EXISTING GROUND / TRESS TO BE TEMPORARILY
SUPPORTED WHERE NECESSARY.
CONTRACTOR TO BUILD NEW BOUNDARY WALL AS
INDICATED AND TO DETERMINE THE BEST AND
PRACTICAL LINE WHEN SETTING-OUT EXACT WALL
POSITION ON SITE.

PART SITE PLAN SHOWING EXTENT OF 'PROPOSED NEW' BOUNDARY WALL

SCALE 1 : 100

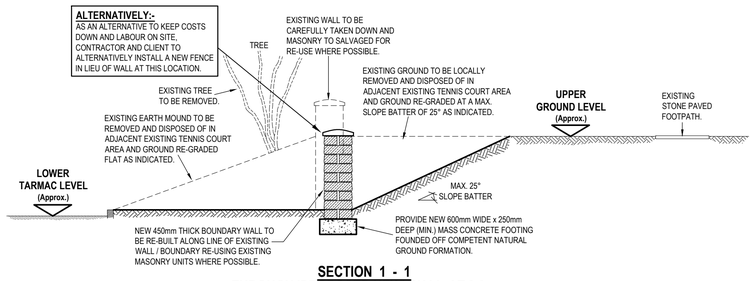

SECTION 1 - 1
THROUGH 'PROPOSED NEW' WALL *AT 2.0m*

SCALE 1 : 50

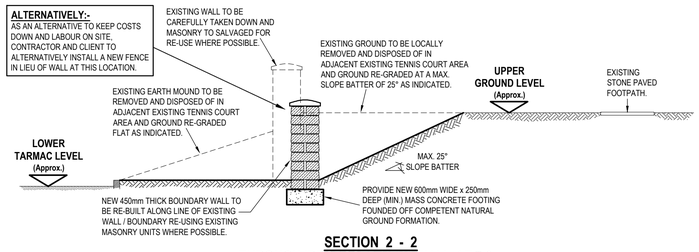

SECTION 2 - 2
THROUGH 'PROPOSED NEW' WALL *AT 7.0m*

SCALE 1 : 50

NOTE:-
CONTRACTOR TO TAKE WHEN WORKING AROUND
EXISTING MATURE TREE AND ENSURE REMAINS STABLE
AND ROOTS UN-DISTURBED. TREE TO BE REMOVED IF
PERMITTED SUBJECT TO ALL NECESSARY CHECKING TO
ASCERTAIN IF ANY TREE PRESERVATION ORDERS (TPO).

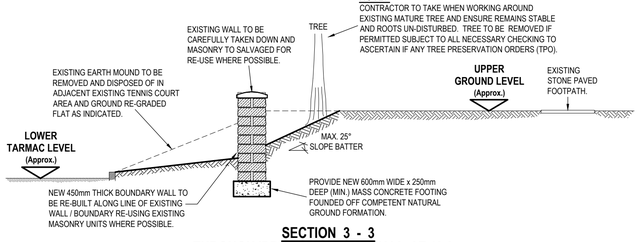

SECTION 3 - 3
THROUGH 'PROPOSED NEW' WALL *AT 12.0m*

SCALE 1 : 50

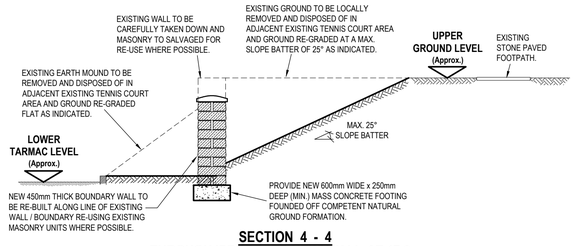

SECTION 4 - 4
THROUGH 'PROPOSED NEW' WALL *AT 17.0m*

SCALE 1 : 50

NOTES

1. THIS DRAWING TO BE READ IN CONJUNCTION WITH ALL RELEVANT STRUCTURAL AND ARCHITECTURAL DRAWINGS, SPECIFICATIONS, HEALTH & SAFETY FILE, RISK ASSESSMENTS AND ANY EXISTING DRAWINGS.

2. MAIN CONTRACTOR TO INSPECT AND SURVEY SITE AS NECESSARY PRIOR TO COMMENCEMENT.

3. ALL SETTING-OUT AND DIMENSIONS TO BE CHECKED BEFORE COMMENCEMENT OF WORKS.

4. ANY DISCEPENCIES TO BE BROUGHT TO THE ATTENTION OF THE ENGINEER.

5. CONTRACTOR TO IDENTIFY AND LOCATE SERVICES ABOVE AND BELOW GROUND, INCLUDING THOSE FOR CONTINUAL USE BY THE CLIENT AND/OR CONTRACTOR AND MAKE NECESSARY ARRANGEMENTS FOR THIER DISCONNECTION, REMOVAL AND/OR RETENTION IF NOT ALREADY DECOMMISSIONED.

6. CONTRACTOR TO HAVE IN PLACE ALL PROPOSALS FOR THE CONTROLLING OF RESIDUAL RISKS.

7. CONTRACTOR TO PROVIDE ALL NECESSARY PROTECTION OF PERSONNEL, THE GENERAL PUBLIC AND COLLEGE STAFF/PUPILS. ARRANGEMENTS FOR CONTROL OF SITE TRAFFIC AND TRANSPORT TO BE ALSO IN PLACE.

8. WORK CARRIED OUT TO OR AFFECTING NEW/EXISTING SERVICES TO BE CARRIED OUT IN STRICT ACCORDANCE WITH THE CURRENT BYELAWS AND/OR REGULATIONS OF THE RELEVANT STATUTORY AUTHORITY.

9. ALL RELEVANT SERVICES/FEATURES INCLUDING ASSOCIATED DRAINAGE AND PLAY GROUNDS etc. TO BE ADEQUATELY PROTECTED AND KEPT IN PLACE DURING WORKS TO PREVENT UN-EXPECTED DISRUPTION.

10. ANY DAMAGE ARISING FROM SITE WORKS AND OPERATIONS etc. TO BE MADE GOOD AND LEFT IN WORKING ORDER AT COMPLETION. ENGINEER TO BE NOTIFIED OF ANY DAMAGE.

11. CONCRETE TO BE IN ACCORDANCE WITH BS 8110 AND BS 8500 Part 1 AND BRE SPECIAL DIGEST No.1.

12. CONCRETE TO BE A DESIGNED MIX SUPPLIED IN ACCORDANCE WITH THE RELEVANT CLAUSES OF BS 8500 Parts 1 AND 2: 2002. MIX DESIGNS TO BE SUBMITTED FOR ACCEPTANCE PRIOR TO COMMENCEMENT OF WORK.

13. CONCRETE TO FOOTINGS / BASES (UNLESS NOTED OTHERWISE) TO BE GRADE C28/35 HAVING A MINIMUM CHARACTERISTIC STRENGTH OF 35N/mm², A MINIMUM PORTLAND CONTENT OF 280Kg/m³. CONSISTENCY CLASS TO BE S3 AND A MAXIMUM FREE WATER:CEMENT RATIO OF 0.60. MAXIMUM AGGREGATE SIZE TO BE 20mm TO BS882.

14. FOUNDATIONS / BASES TO BE FOUNDED ON COMPETENT STRATA HAVING AN ALLOWABLE GROUND BEARING PRESSURE OF **100kN/m²**. FORMATION TO BE INSPECTED BY THE ENGINEER PRIOR TO CONCRETING. OBTAIN ENGINEER'S GUIDANCE IF THE REQUIRED ALLOWABLE BEARING PRESSURE IS NOT ACHIEVED AT ANTICIPATED DEPTHS.

15. DO NOT ALLOW EXCAVATED GROUND SURFACES TO DETERIORATE THROUGH EXPOSURE TO STANDING WATER OR THE WEATHER. BLIND NEWLY EXCAVATED SURFACES WITH WEAK MIX CONCRETE (BUT SEE ALSO NOTE NO 5) OR PLACE PERMANENT CONCRETE IMMEDIATELY AFTER OBTAINING ENGINEER'S APPROVAL.

16. SOFT SPOTS, ORGANIC MATERIAL OR CONTAMINATED GROUND FOUND AT FORMATION LEVEL TO BE REMOVED ONLY AFTER INSPECTION BY ENGINEER.

© Copyright 'SGM Structural Design Ltd'

DO NOT SCALE FROM THIS DRAWING

PROJECT
1 RAVENSDEANE,
THORNHILL ROAD,
HUDDERSFIELD, HD3 3DD

TITLE
SITE PLAN AND SECTIONS SHOWING EXTENT OF 'PROPOSED NEW' BOUNDARY WALL (REDUCED SCHEME)

PROJECT No.	DRAWING No.	AMENDMENT	DATE DRAWN	DRAWN BY
2023/187	04	-	03 NOV 23	KB

Amendment Note - Date Revised -

office@sgmstructuraldesign.com

SGM STRUCTURAL DESIGN
SPRINGFIELD LODGE
4 THORNHILL ROAD
EDGERTON
HUDDERSFIELD
HD3 3AU
Tel 01484 435876