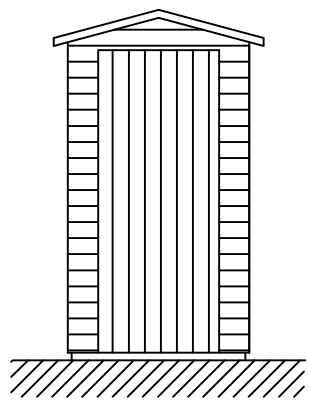




SIDE ELEVATION



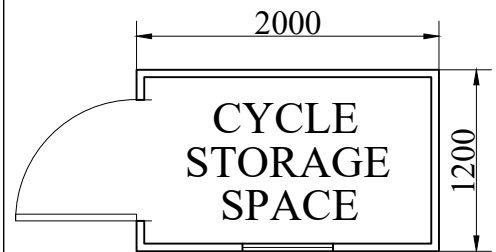
FRONT ELEVATION



SIDE ELEVATION

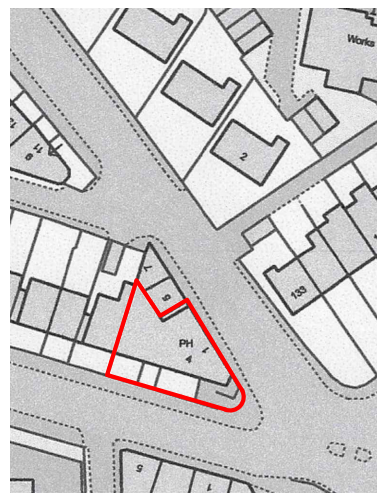


REAR ELEVATION



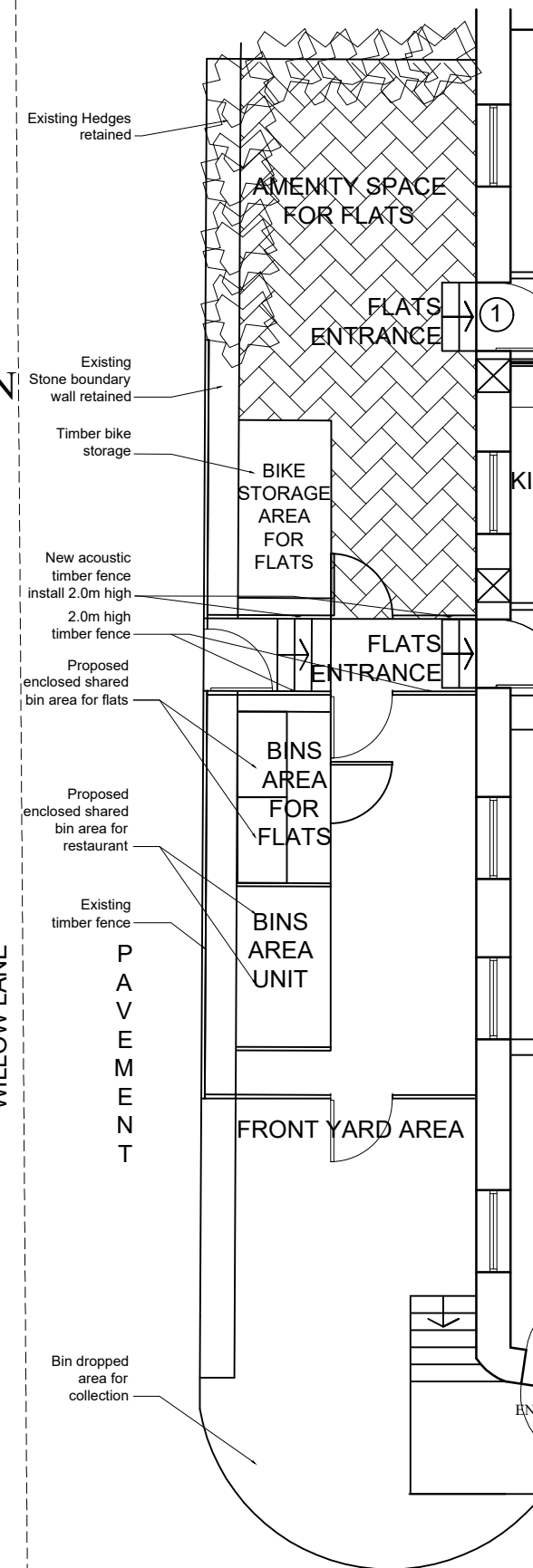
PLAN

LOCKABLE 1800X1200MM TIMBER SHED SECURE CYCLE STORAGE



LOCATION PLAN  
(SCALE 1:1250)

WILLOW LANE



All dimensions are in millimeter

General Notes		
Roof : Roof tiles to be matching with existing building		
Wall : To be matching with existing building		
All work to be carried out under building regulation and appropriate British standard and satisfactory to local authority building inspector. If any doubt exists the contractor must ask for any discrepancy discovered and must ask for clarification.		
Drawing must not be rescaled as all dimensions will be checked on site		
Verification of all dimensions will be checked by contractor before starting work on site.		
All work to be carried out with party wall act		
No.	Provisional	Date

Mukesh Architectural Consultancy Ltd  
7 Thirkleby Road, Bradford, BD14 6EX  
Mobile No: 07811439407

Project Name and Address  
**PROPOSED  
TIMBER CYCLE STORAGE SHED AND  
BIN AREA (Condition discharge - 14,15)  
AT 1 HALIFAX OLD ROAD, HD1 6HW  
FOR ZED CONSULTANTS LTD**

Date	26/07/2023	Sheet	1
Scale	1:100		

PROPOSED GROUND FLOOR