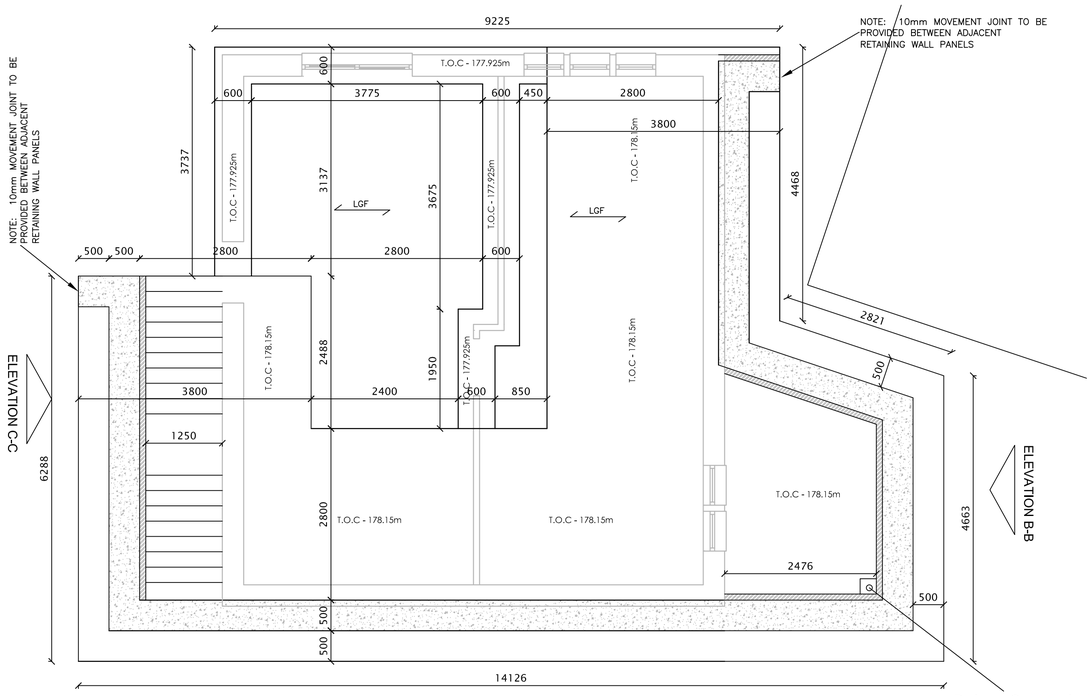

FOUNDATION SETTING OUT PLAN (1:50)

ELEVATION A-A

ALL DIMENSIONS TO BE CHECKED PRIOR TO CONSTRUCTION.

ALL FOUNDATIONS TO EXTEND DOWN TO SANDSTONE STRATA.

NOTE.
Foundation Depths to be min 900mm unless otherwise stated. ENGINEER to inspect founding strata prior to any concrete pour to ensure that all foundations bear on to sandstone strata providing a minimum bearing capacity of 150kN/m².
All foundations to bear entirely on to consistant sandstone strata to avoid differential settlement.
Concrete strip reinforced with B385 mesh in bottom face.
All steps in foundations to be in accordance with NHBC guidelines.

WHERE FILL MATERIAL IS ENCOUNTERED FOUNDATIONS MUST BE EXCAVATED TO NATURAL STRATA.
IF IN DOUBT CONSULT ENGINEER.
WHERE EXISTING FOUNDATIONS OR OTHER OBSTRUCTIONS ARE EXPOSED IN FOUNDATION EXCAVATIONS THESE SHOULD BE REMOVED TO ALLOW SUPPORT FROM NATURAL STRATA AND REMOVE THE RISK OF DIFFERENTIAL SETTLEMENT.
IN AREAS WHERE BASEMENTS ARE EXPOSED OR FORMERLY EXISTED (SINCE BACKFILLED), THE FOUNDATIONS SHOULD BE STEPPED DOWN TO NATURAL STRATA TO ALLOW CONSISTENT SUPPORT.
SEE DETAIL 1.

1. THIS DRAWING TO BE READ IN CONJUNCTION WITH ALL RELEVANT ARCHITECTS & ENGINEERS DRAWINGS.
2. CONCRETE GRADE RC35 IN ACCORDANCE WITH B.S.5328 FOR STRIP FOOTING AND WATERPROOF C32/40 CONCRETE FOR THE RETAINING WALL BASE/STEM.
3. MIN COVER FOR REINFORCEMENT 40mm TO STRIP FOOTING AND 60mm TO RETAINING WALL.
4. MIN LAPS 40 BAR DIAM FOR MAIN STEEL 300mm FOR MESH PANELS
5. ANY MESH IN TOP FACE TO BE ADEQUATELY SUPPORTED WITH STEEL CHAIRS OR COILED MESH PRIOR TO CONCRETE POUR.
6. LOCAL SOFT SPOTS TO BE REPORTED TO HHA.
7. ALL REINFORCED CONCRETE TO BE ADEQUATELY VIBRATED.
8. EXCAVATION TO BE CLEAN AND DRY WHEN CONCRETE IS CAST.
9. A DESIGN SULPHATE CLASS OF DS-1 ACEC CLASS OF AC-2z SHOULD BE USED FOR CONCRETE IN CONTACT WITH RESIDUAL SOILS.

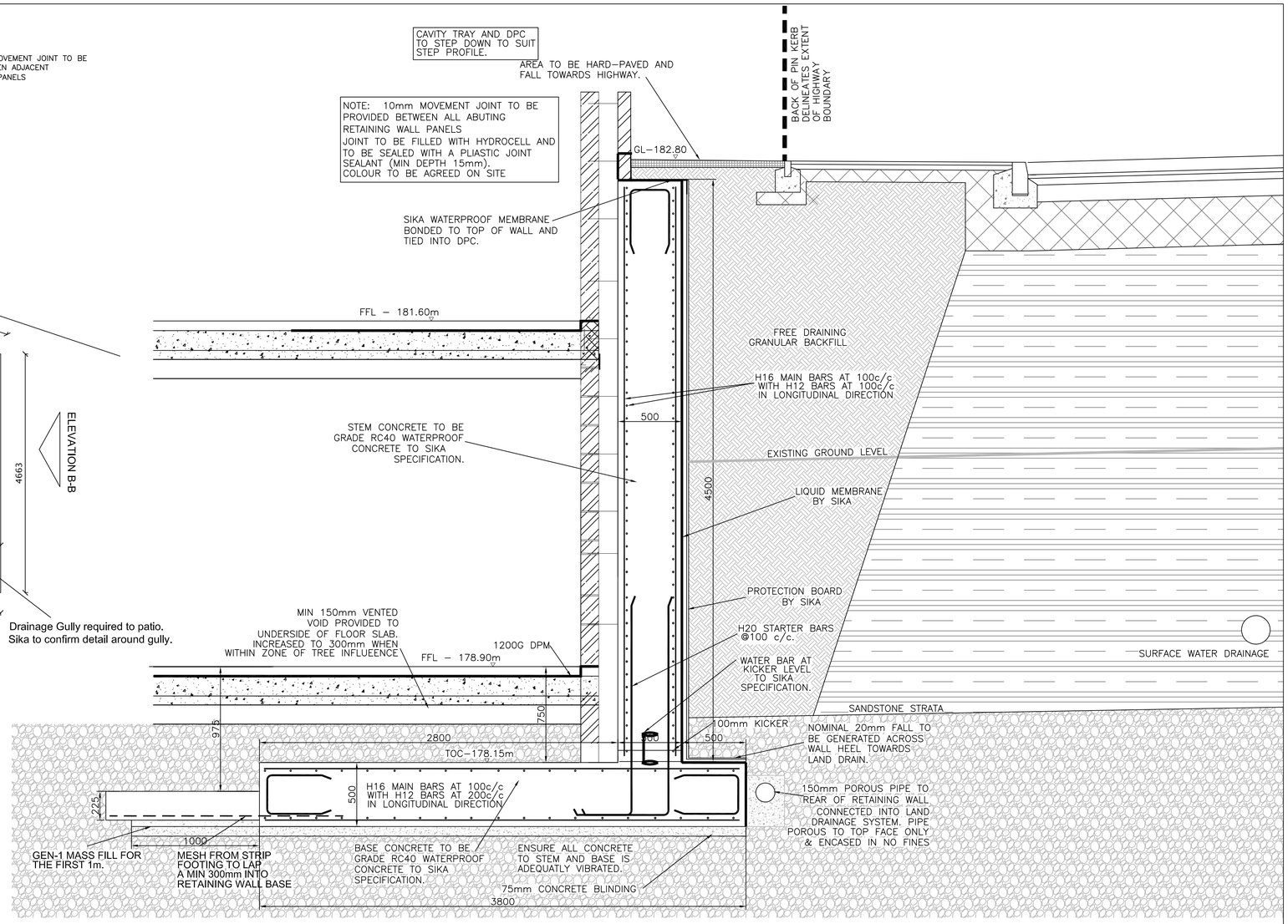

Section Through Retaining Wall

Item	Material	Finish / Location
Cantilevered RC burr wall	Reinforced concrete C32/40 with U2 and F2 finish to exposed surfaces in accordance with BS 8500-1 and BS EN 206-1.	Exposure classifications XC3/XC4, XD3, XFe, DS1 with nominal cover 60mm for an intended design working life of 100 years in accordance with BS8500:2015 – Part 1 Tables A1 – A5. U2 and F2 finish to exposed surfaces
Reinforcement	B500B Steel reinforcement in accordance with BS 4483 and BS EN 10080.	Burr wall stem and base
Waterproofing	Sikaproof P12 membrane on Sikaproof 01 primer with sika drain -850 GEO	Waterproofing to the rear face of stem and heel
Backfill material	Class 6N in compliance with specification for highway works (SHW).	Backfill to rear of wall.
Drainage	Provision of 150mm dia. PVC perforated longitudinal drain behind the wall taken to land drainage system.	Drainage to rear of wall.

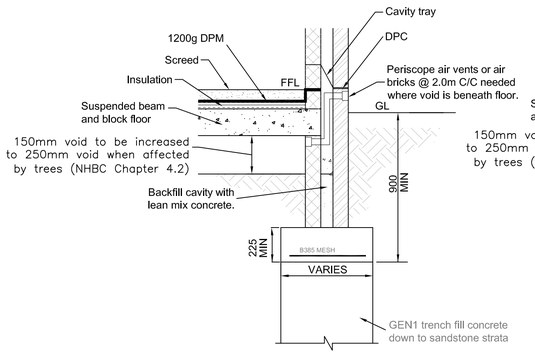

TYPICAL SECTION THROUGH EXTERNAL WALL
BEAM & BLOCK CONSTRUCTION
SCALE 1:20

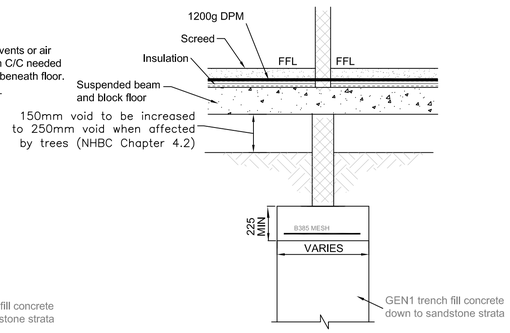

TYPICAL SECTION THROUGH INTERNAL WALL
BEAM & BLOCK CONSTRUCTION
SCALE 1:20

GAS PRECAUTIONS TO BE CONFIRMED.

REV B: Amended to suit highways comments. PW 17/07/24
REV A: Amended retaining wall stem to suit clients comments. IM 03/05/24

Haigh Huddleston & Associates
Civil Structural Engineering Consultants
e martin@haighhuddleston.co.uk

Client
SB HOMES

Project
LINGARDS ROAD, SLAITHWAITE

Detail
Plots 13-14 Strip Foundation Details

Dwn	Chkd	Date	Scale	Dwg No.
IM	PW	APR24	1:50/20	7567_204_01B