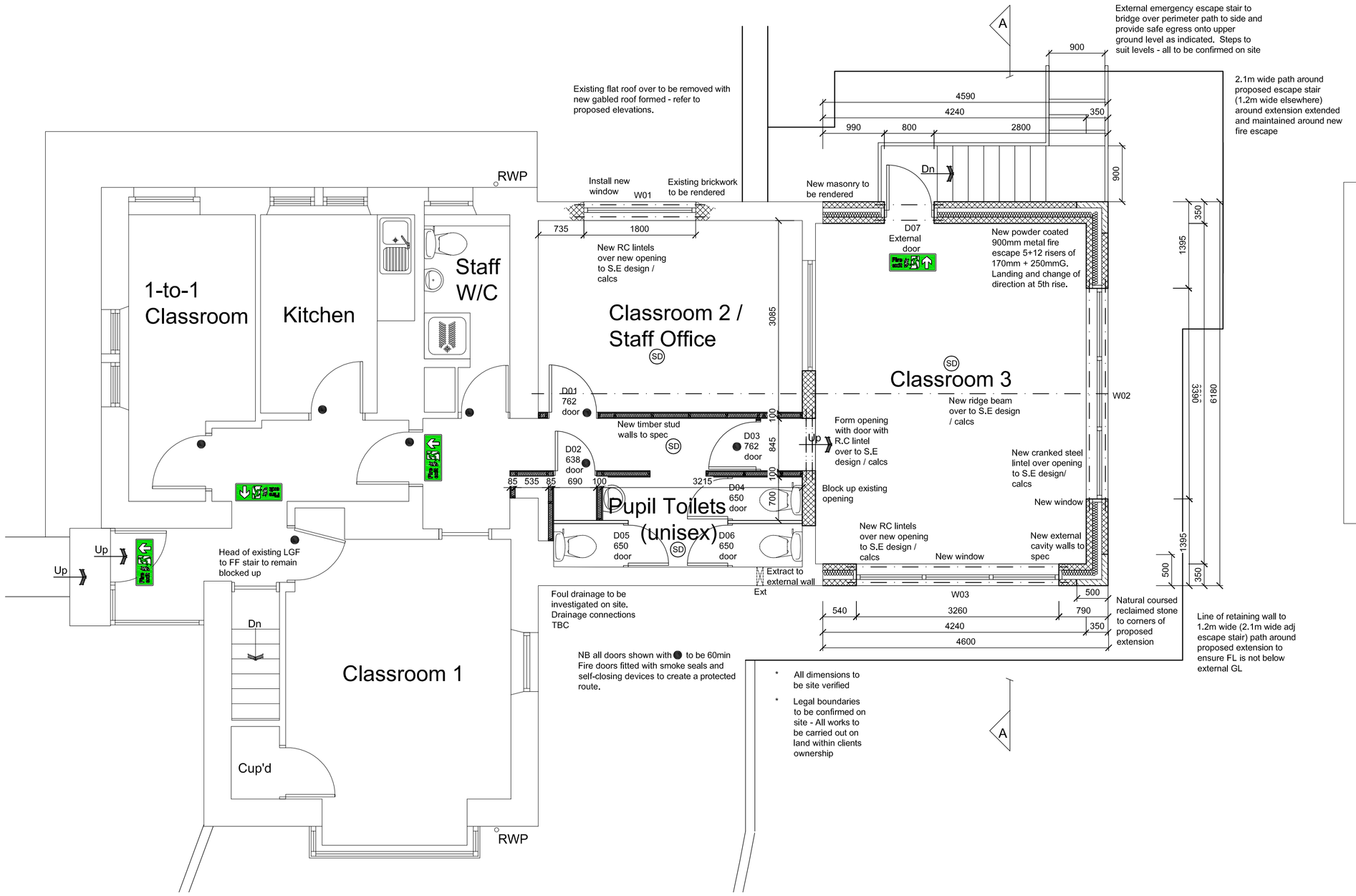

Ground Floor Plan

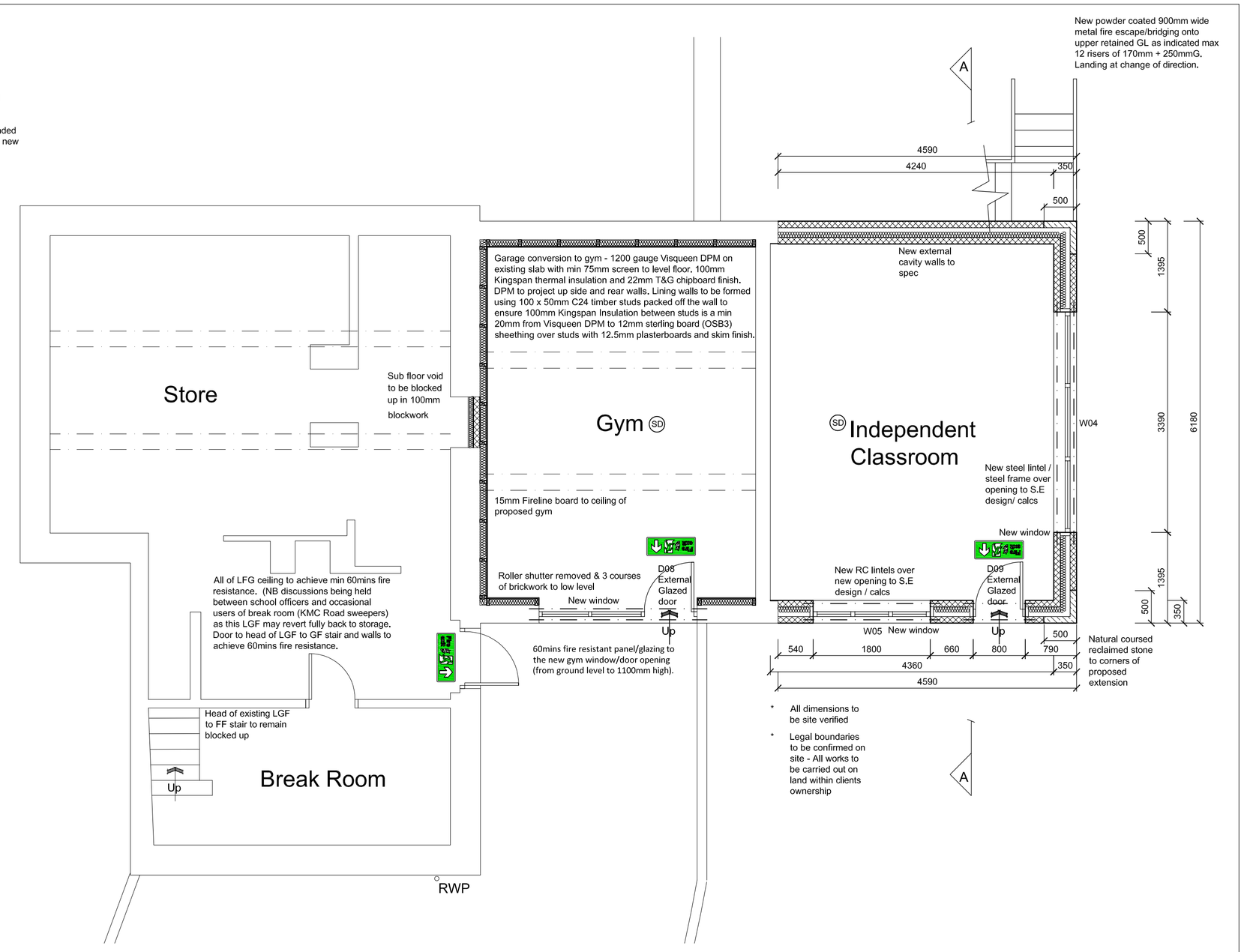

Lower Ground Floor Plan

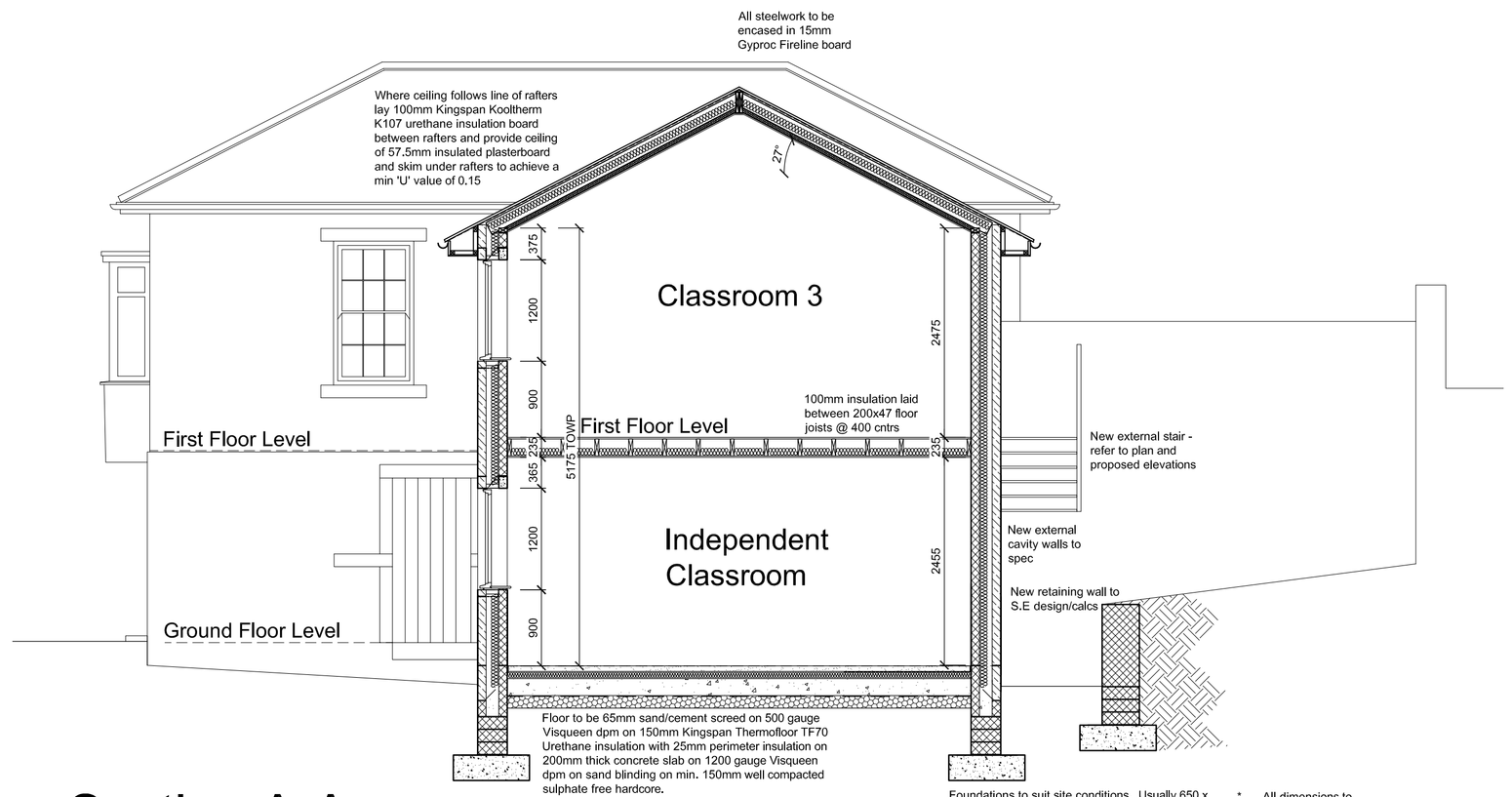

Section A-A

Foundations to suit site conditions. Usually 650 x 175 mm concrete strip foundation for external walls and 450 x 175 mm for 100 mm single block walls.

Foundation depth to suitable bearing strata to local authority approval with min. 750 mm cover.

* All dimensions to be site verified
* Legal boundaries to be confirmed on site - All works to be carried out on land within clients ownership

KEY

SD	Smoke alarm ~ mains powered and interconnected
HE	Heat alarm ~ mains powered and interconnected
SG	Safety Glass
obs	Obscure Glazing
E	Extract Fan
F	Flue
SVP	Soil & Vent pipe
RWP	Rain water pipe
B.I.G	Back inlet gully
EW	Escape Window
●	FD60 Fire door with smoke seals and self closing devices
⊕	Mechanical Extract Fan
	ISO approved glow fire safety exit signage (arrows towards exit)

1:50

0.5m 1m 2m 3m 4m 5m 6m 7m

PAUL MATTHEWS ARCHITECTURAL Ltd

ARCHITECTURE | PLANNING | DESIGN

Malkin Farm
Brow Lane
Holmfirth
HD9 2RJ
07946872499
paul@paulmatthewsarchitectural.co.uk
www.paulmatthewsarchitectural.co.uk

Company Registration Number: 09898149 – Company Registered in England and Wales

geckops

Spen Valley High School

Project
Alterations and Extension to Existing School Lodge Building

Location
Spen Valley High School, Roberttown Lane, Liversedge, West Yorkshire, WF15 7LX.

Client
Spen Valley High School

Drawing Title/Issue
Working Drawings Plans & Section

scale	date	sheet size	dwg. no.
1:50	08/2023	A1	23/924+5/09c

Do not scale from drawing, use figured dimensions only.

All dimensions must be checked and verified on site prior to commencement of works and architect to be notified of any discrepancies.
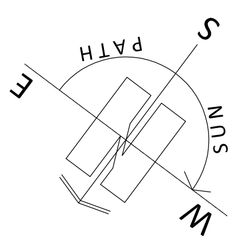
The copyright for these drawings remains the property of Paul MatthewsArchitectural Ltd. They must not be reproduced in any way without prior written consent from the originator (Paul MatthewsArchitecturalLtd).