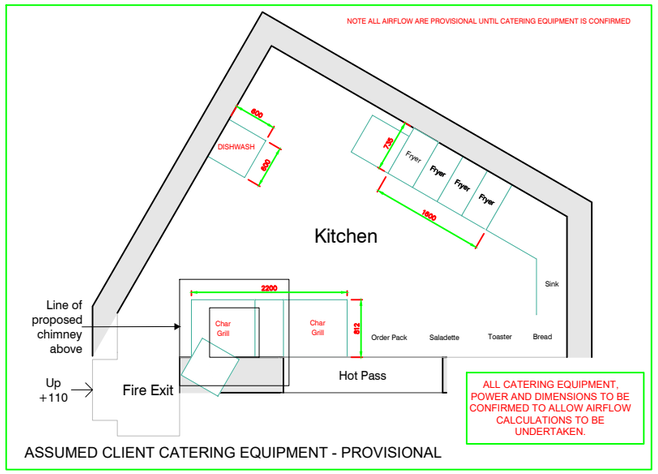

ASSUMED CLIENT CATERING EQUIPMENT - PROVISIONAL

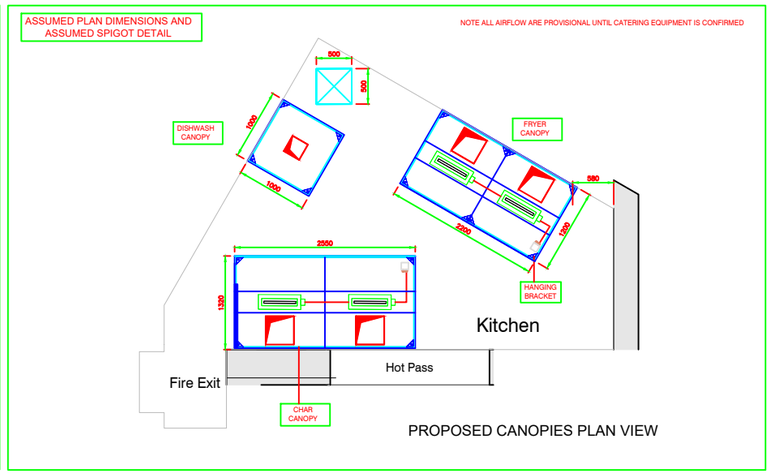

PROPOSED CANOPIES PLAN VIEW

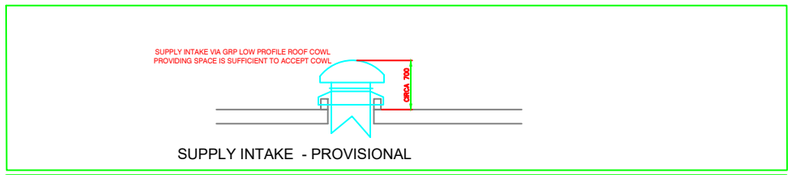

SUPPLY INTAKE - PROVISIONAL

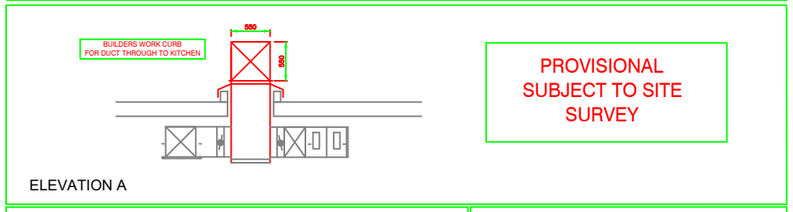

ELEVATION A

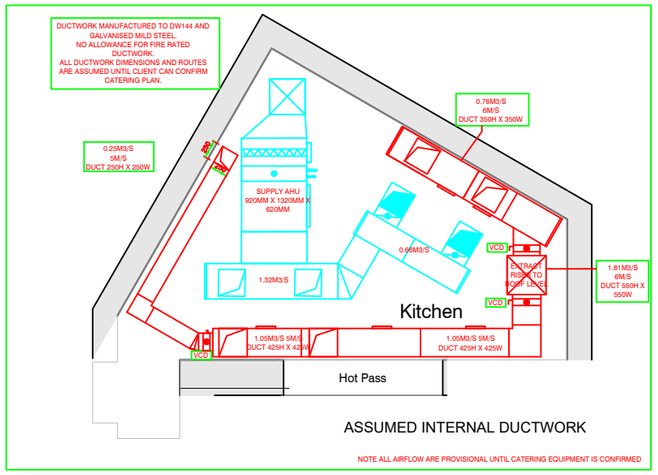

ASSUMED INTERNAL DUCTWORK

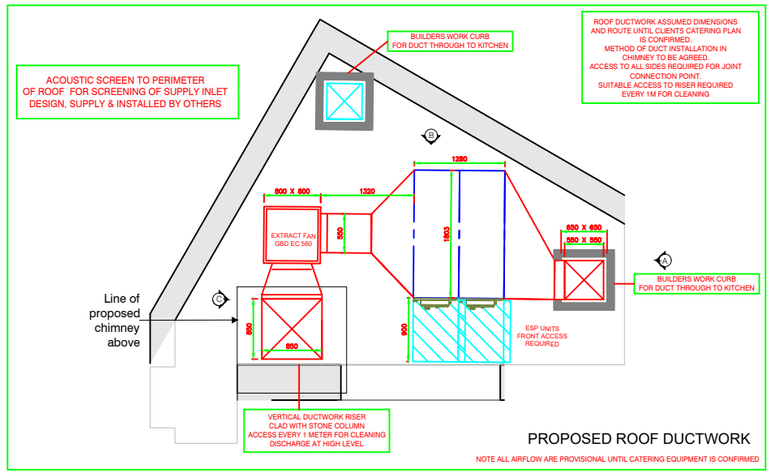

PROPOSED ROOF DUCTWORK

NOTE ALL AIRFLOW ARE PROVISIONAL UNTIL CATERING EQUIPMENT IS CONFIRMED

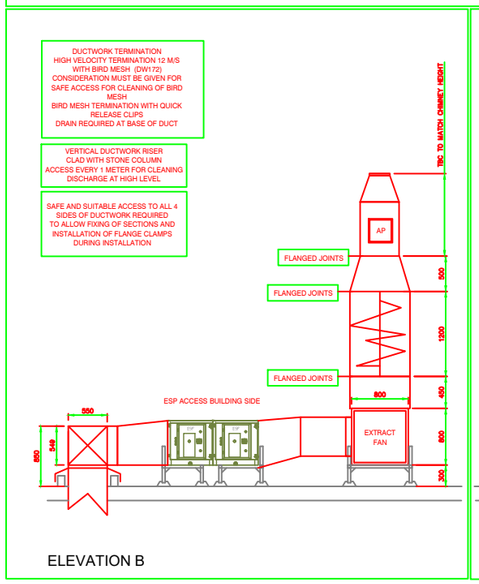

ELEVATION B

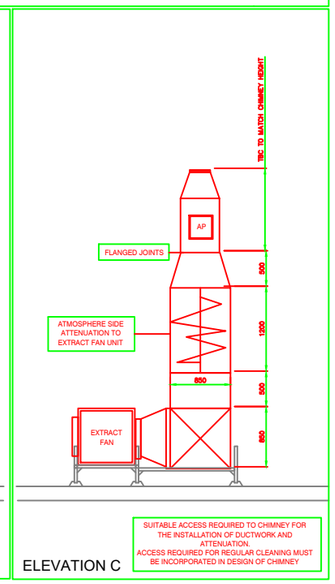

ELEVATION C

DRAWING NOTES

MATERIALS
CANOPIES MANUFACTURED FROM STAINLESS STEEL 304 GRADE AND 1.2MM THICK UNLESS STATED OTHERWISE. ALL STAINLESS COMPLETE WITH SATIN POLISHED FINISH DP2 FINISH.

FILTRATION
BAFFLE FILTERS SHALL BE MANUFACTURED FROM 304 GRADE STAINLESS STEEL WITH A SATIN POLISHED FINISH.

LIGHTING
RECESSED LED LIGHTING
NO ALLOWANCE FOR EMERGENCY LIGHTING

PROTECTION
CANOPIES & SDU'S SHALL BE SUPPLIED TO SITE COMPLETE WITH PVC PROTECTION TO STAINLESS AND NO ALLOWANCE HAS BEEN MADE TO REMOVE PVC FILM UNLESS STATED OTHERWISE.
NO ALLOWANCE FOR ADDITIONAL PROTECTION TO CANOPIES/SDU UNLESS QUOTED.
NO ALLOWANCE FOR PROTECTION TO FINISHED FLOORS FOR DURATION OF WORKS.

INFILLS & MAKING GOOD
NO ALLOWANCE FOR MAKING GOOD TO OTHER TRADES AND ALL INFILL PANELS/TRIMS ARE EXCLUDED UNLESS NOTED ON DRAWING.

INSTALLATION
CLEAR ACCESS TO THE SLAB IS REQUIRED TO ALLOW THE INSTALLATION OF SECURE FIXINGS FOR THE CANOPY.

GAS INTERLOCKING
BS6173 WAS INTRODUCED IN MAY 2001 AND UPDATED IN 2020. IT IS A STANDARD REQUIREMENT TO HAVE THE EXTRACT AND SUPPLY FAN UNITS INTERLOCKED WITH THE GAS VALVE WHERE GAS APPLIANCES ARE INSTALLED IN THE KITCHEN. FAILURE CONTRAVENES GAS REGULATIONS, DW172 AND BS6173.

FIRE SUPPRESSION
EXCLUDED

DUCTWORK, FANS & CONTROLS
INCLUDED AS INDICATED

FANS
HELIOS BOX TYPE FAN UNIT EC TYPE
HELIOS SUPPLY AHU EC

SUPPLY FILTRATION
DISPOSABLE PANEL FILTER

HEATING
TEMPERING OF INCOMING SUPPLY AIR VIA LOW PRESSURE HOT WATER HEATING COIL LOCATED AT INLET.
LPHW LOAD TO BE CONFIRMED ONCE AIRFLOWS ARE CONFIRMED.
LOAD TO BE CONSTANT TEMPERATURE CIRCUIT AND COMPLETE WITH FROST PROTECTION FOR OUR OF HOURS PROTECTION.
HMA FREE ISSUE THREE PORT VALVE FOR SITE PLUMBER INSTALLATION.
ALL PLUMBING WORKS BY SITE PLUMBER.

ELECTRICAL WIRING
HMA TO PROVIDE WIRING SCHEMATIC FOR SITE ELECTRICAL CONTRACTOR TO INSTALL FIELD WIRING.
ALL FINAL CONNECTIONS TO HMA EQUIPMENT BY HMA.

ROOF OPENINGS
TWO ROOF OPENINGS IN FLAT ROOF FOR THE SUPPLY AND EXTRACT DUCTWORK. BOTH OPENINGS TO HAVE BUILDERS WORK CURB FORMED AND WEATHERED. HMA TO ADVISE ON OPENING LOCATIONS.
VERTICAL RISER DUCTWORK INSTALLATION - ACCESS MUST BE PROVIDED TO ALL SIDES TO ALLOW FIXINGS AT EACH JOINT AND CLAMPS TO ALL SIDES.

AIRFLOW, SIZING OR PLANT & DUCT
AIRFLOWS WILL BE CONFIRMED ONCE CATERING APPLIANCES, DIMENSIONS AND POWER SOURCE IS CONFIRMED. ALL PLANT REMAINS PROVISIONAL UNTIL SUCH TIME.

ATTENUATION
ATTENUATION TO ATMOSPHERE SIDE OF EXTRACT FAN UNIT
SUPPLY INLET TO BE SCREENED WITH ACOUSTIC SCREEN TO PERIMETER OF ROOF - DESIGN, SUPPLY & INSTALL BY OTHERS

DESIGN - SUBJECT TO SITE SURVEY

THIS DRAWING IS THE PROPERTY OF HMA VENTILATION SERVICES. IT MUST NOT BE USED OR AMENDED WITHOUT THE EXPRESS WRITTEN PERMISSION CONSENT OF HMA VENTILATION SERVICES LTD.

ALL DIMENSIONS ARE IN MM UNLESS STATED.

DO NOT SCALE DRAWING AND IF IN DOUBT ASK.

REV	DESCRIPTION	DATE	INITIAL
I	ATMOSPHERE SIDE ATTENUATION EXTRACTED ADDED	18.03.24	HD
	NOTES ADDED		
H	ELEVATIONS ADDED	23.02.24	HD
G	EXTRACT & SUPPLY PLANT REVISED	19.02.24	HD
F	PROVISIONAL ISSUE FAN DETAILED REVISED	14.02.24	HD
E	REVISED TO SUIT NEW KITCHEN PLAN	08.02.24	HD
D	SOFFIT HEIGHT REDUCED	05.09.23	HD
C	ATTENUATION ADDED ATMOSPHERE SIDE	29.08.23	HD
B	CLIENT REQUEST CHANGE TO ROUTE	29.08.23	HD
A	FOR DISCUSSION	18.08.23	HD

HMA VENTILATION LTD
UNIT 18 AVENUE THREE
CHILTON IND EST
CO DURHAM

HAYLEY@HMA-VENTILATION.CO.UK

HMA Ventilation Ltd

DESIGN INTENT

PROJECT
RUMPUS BURGERS

CLIENT
RUMPUS ARTISAN BURGERS LTD

DRAWING TITLE
CANOPIES, DUCT & PLANT

DRAWING NUMBER
19148-001

REV
I

DESIGN INTENT