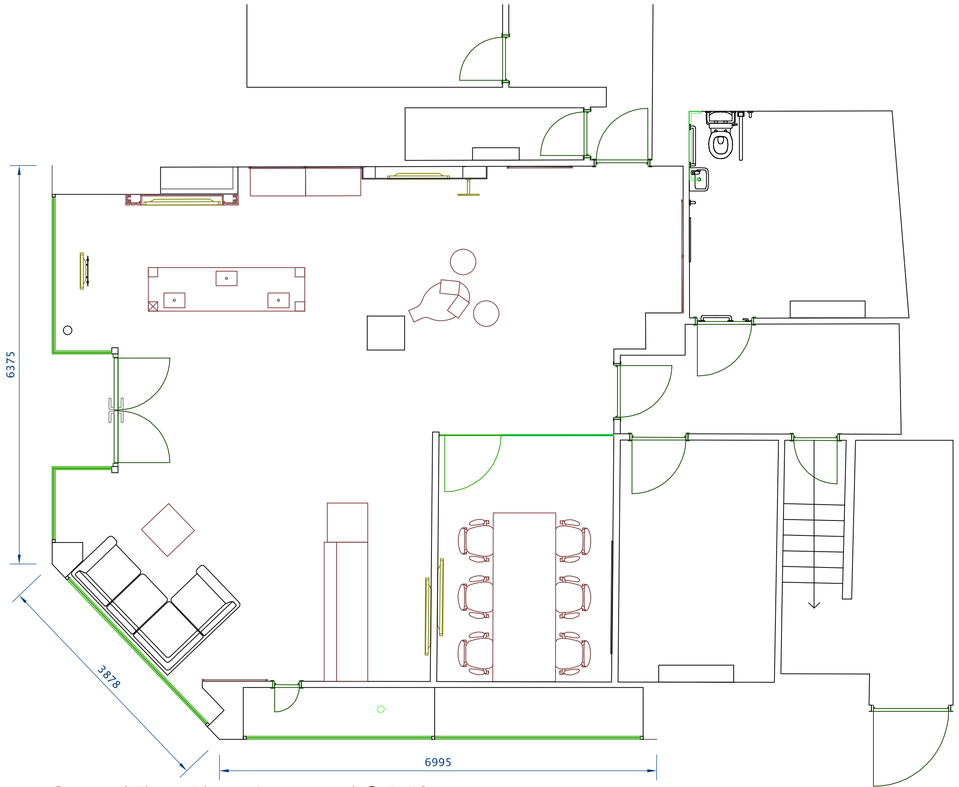

Ground Floor Plan - Proposed @ 1:50

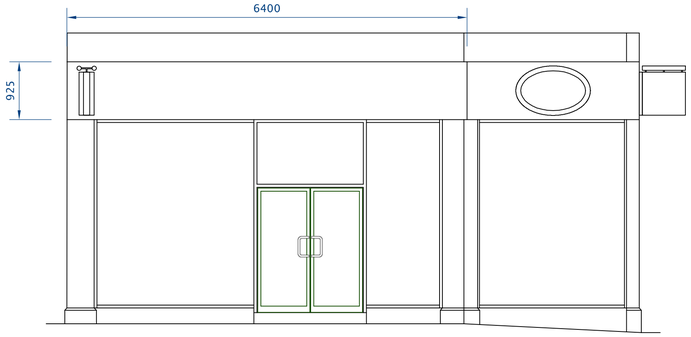

Elevation 1 - Existing @ 1:50

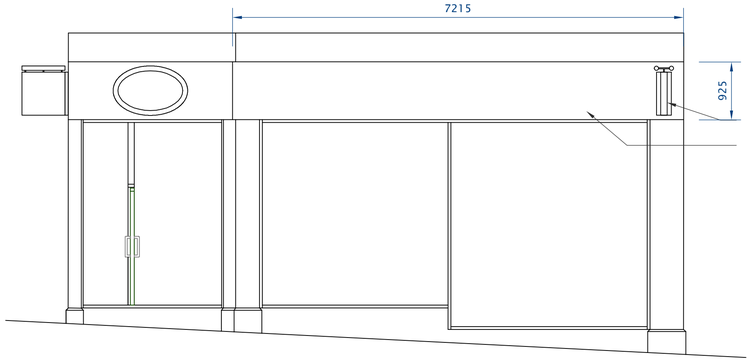

Elevation 2 - Existing @ 1:50

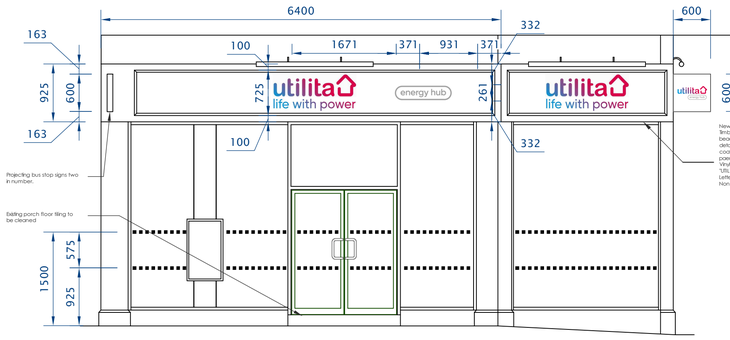

Elevation 1 - Proposed @ 1:50

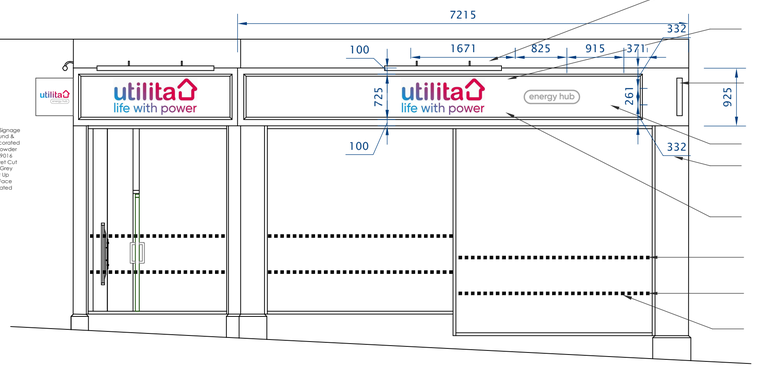

Elevation 2 - Proposed @ 1:50

Bus Stop Signage @ 1:5

Elevation 1 @ 1:5



Section A-A @ 1:5

External Slimline LED lighting to illuminate signage letters 500 cd/m

Built up 50mm return white acrylic letters on 25mm facadas. Letters and logo faced with digital printed vinyl.

New Bus Stop Projecting Sign
Folded powder coated RAL 9016 gloss aluminium pan.
Pref cut 5mm fitted flat back white perspex letters and logo faced with digital printed vinyl.

Pref cut vinyl Avery 7440 Tele Grey.

Existing shop front and aluminium to be cleaned and made ready for decorating. Shopfront to be sprayed RAL 9016

5mm Pref cut white perspex letters faced with digital printed vinyl. Letters to be fitted on 25mm acrylic standoffs.

Height of top manifestations between 1400mm and 1600mm from floor.

Fixing Screw.

Height of low manifestations between 850mm and 1000mm from floor.

50 x 50mm frosted square cut window manifestation with 50mm spacing between each.

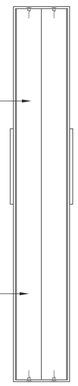

Section B-B @ 1:5

REV	DATE	AMENDMENTS	BY
A	05/04/2023	Updated Following Client Meeting	SD
B	21/06/2023	Updated To Meet Building Control	SD
C	14/08/2023	Updated Following Client Meeting	SD
D	05-12-23	Halo illuminated letters removed and slim line LED light added	SD
E	06-01-24	Timber Beading added	SD

NOTES

NO DIMENSIONS TO BE SCALED FROM THIS DRAWING

ALL PERIMETER FIXTURES TO BE CLASS 1 FIRE RATED UNLESS OTHERWISE SPECIFIED IN THE SCHEDULE

THE SHOPFITTING CONTRACTOR IS TO ENSURE THAT THE CONSTRUCTION METHOD AND INSTALLATION OF THIS FIXTURE IS FIT FOR THE PURPOSE FOR WHICH IT IS REQUIRED

ASSOCIATED DRAWINGS

FINISHES

METAL TOP	
CARCASS	
PAINT	
PLINTH	
LAMINATE	
.	
.	
.	
.	
.	

PEARL FIT-OUT

www.pearlfitout.com

Client

UTILITA ENERGY

Project

HUDDERSFIELD HUB
71 New Street, HD1 2BQ

TITLE

EXISTING AND PROPOSED EXTERNAL ELEVATIONS

SCALE	1:50 @ A1		
DATE	19/01/2023		
DRAWN BY	MACS/SD		
CHECKED BY			
CONTRACT DWG No°	1822-01-05	REV	E
Architect DWG No°		REV	