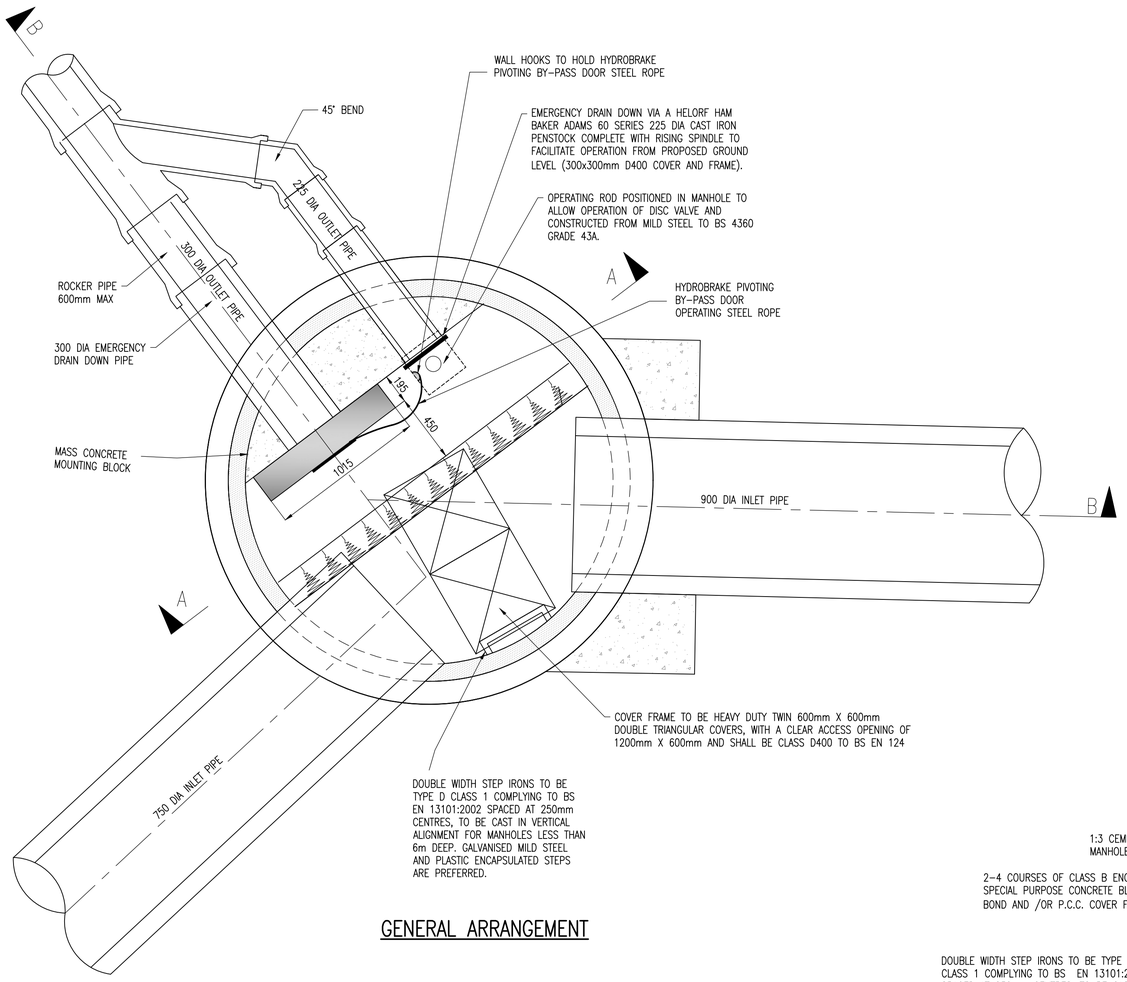


## GENERAL ARRANGEMENT

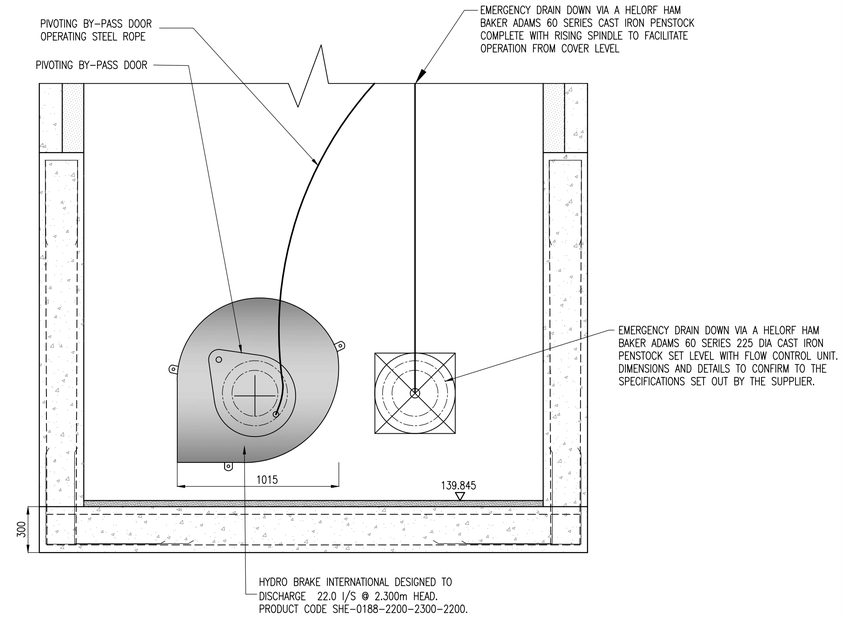


## SECTION A-A

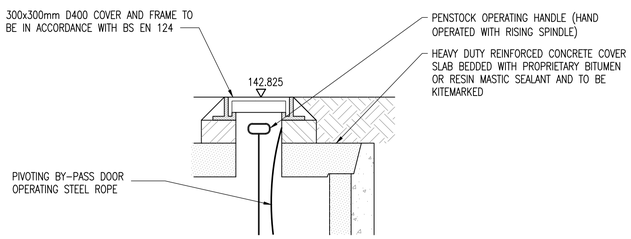


## OPERATING HANDLE DETAIL

NOTE:
FOR FLOW CONTROL FIXING DETAILS REFER TO MANUFACTURES DRAWINGS/SPECIFICATION

NOTE:
ALL CUSTOM BUILT IRON WORK TO BE HOT DIPPED GALVANIZED PRIOR TO FINAL FIXING

NOTE:
ALL DRAINAGE WORKS AND MATERIALS TO CONFORM TO 'CODES OF ADOPTION'

NOTE:
ALL LIFTING EYES ARE TO BE POINTED

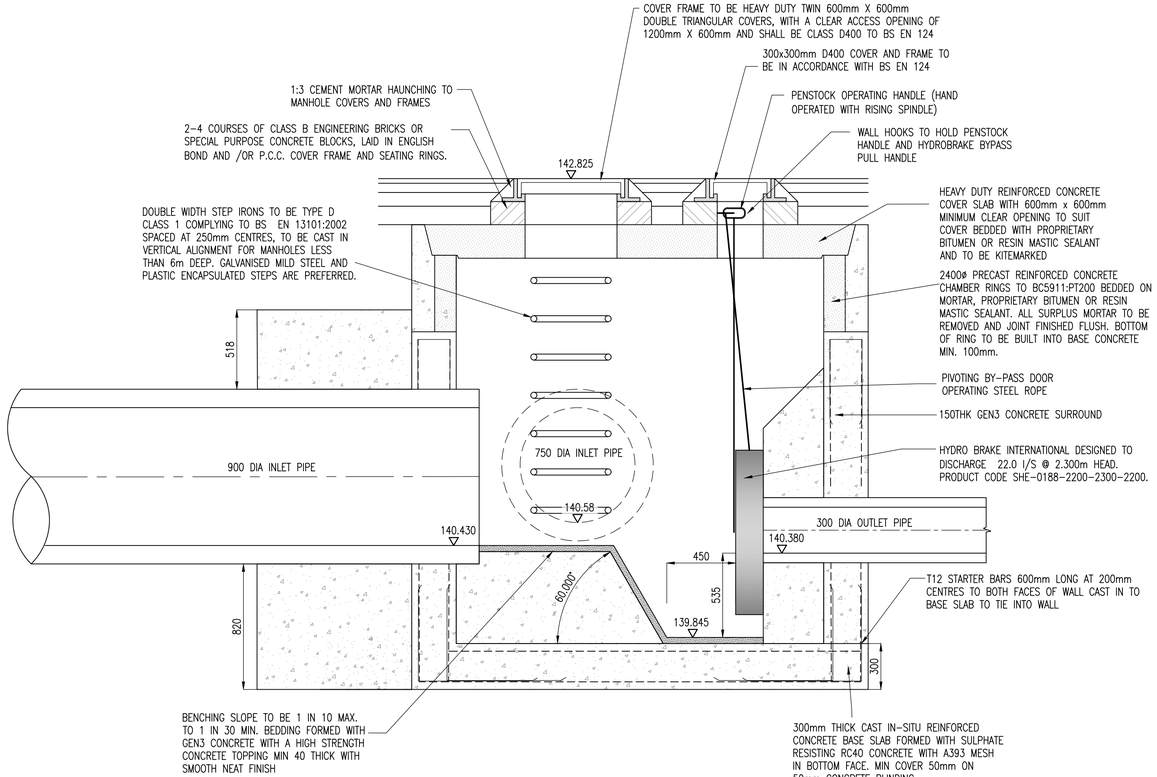


## SECTION B-B

NOTES
A. T12 TIE BAR MIN. 600 LONG

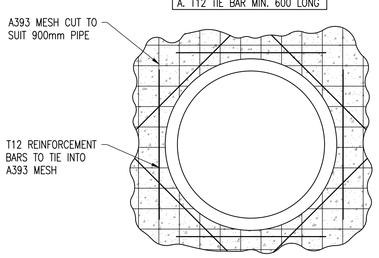


## SECTION THROUGH REINFORCEMENT TO 900ø PIPE

(SEE TABLE1 FOR BAR SIZES REQUIRED)
SCALE 1:25

| TABLE 1 | |
|---|---|
| PIPE SIZE | BAR SIZE |
| 900 – 1200mm | T12 |
| 1350 – 1500mm | T16 |
| > 1500mm | T16 |

DO NOT SCALE

N W E S

## NOTES

1. ALL MANHOLES TO CONFORM WITH CODES OF ADOPTION.
2. VORTEX FLOW CONTROL UNIT TO BE IN ACCORDANCE WITH HYDRO INTERNATIONAL SHE-0188-2200-2300-2200.

SUBJECT TO THE APPROVAL OF IWNL

| REV | DATE | BY | DESCRIPTION | APPROVED |
|---|---|---|---|---|

REDROW

Redrow House, Brunel Road, Wakefield 41 Industrial Estate, WF2 0XG
Tel: +44 (0)1924 822 566
www.redrow.co.uk

MARKETING NAME:

PROJECT:
BRADLEY VILLA FARM
HUDDERSFIELD

TITLE:
FLOW CONTROL MANHOLE

| SCALE @ A1: | DESIGN/DRAWN: | APPROVED: | DATE: |
|---|---|---|---|
| 1:20 | MA | MA | NOV 22 |

| PROJECT No: | DRAWING No: | REV: |
|---|---|---|
| 4607 | 4607-16-06-124 | - |

© Redrow plc or its group companies. All rights reserved.