
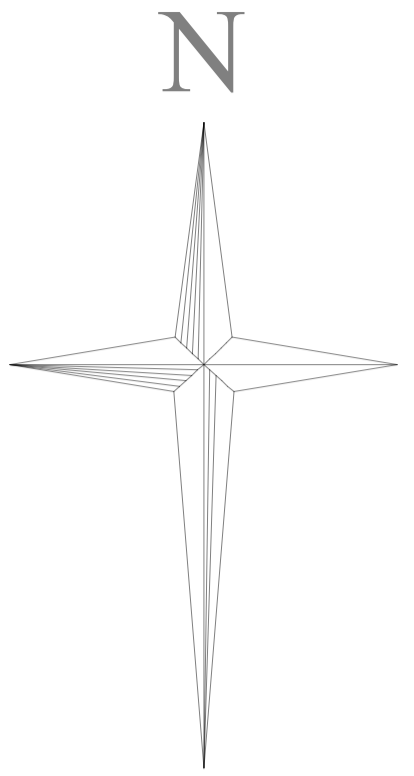
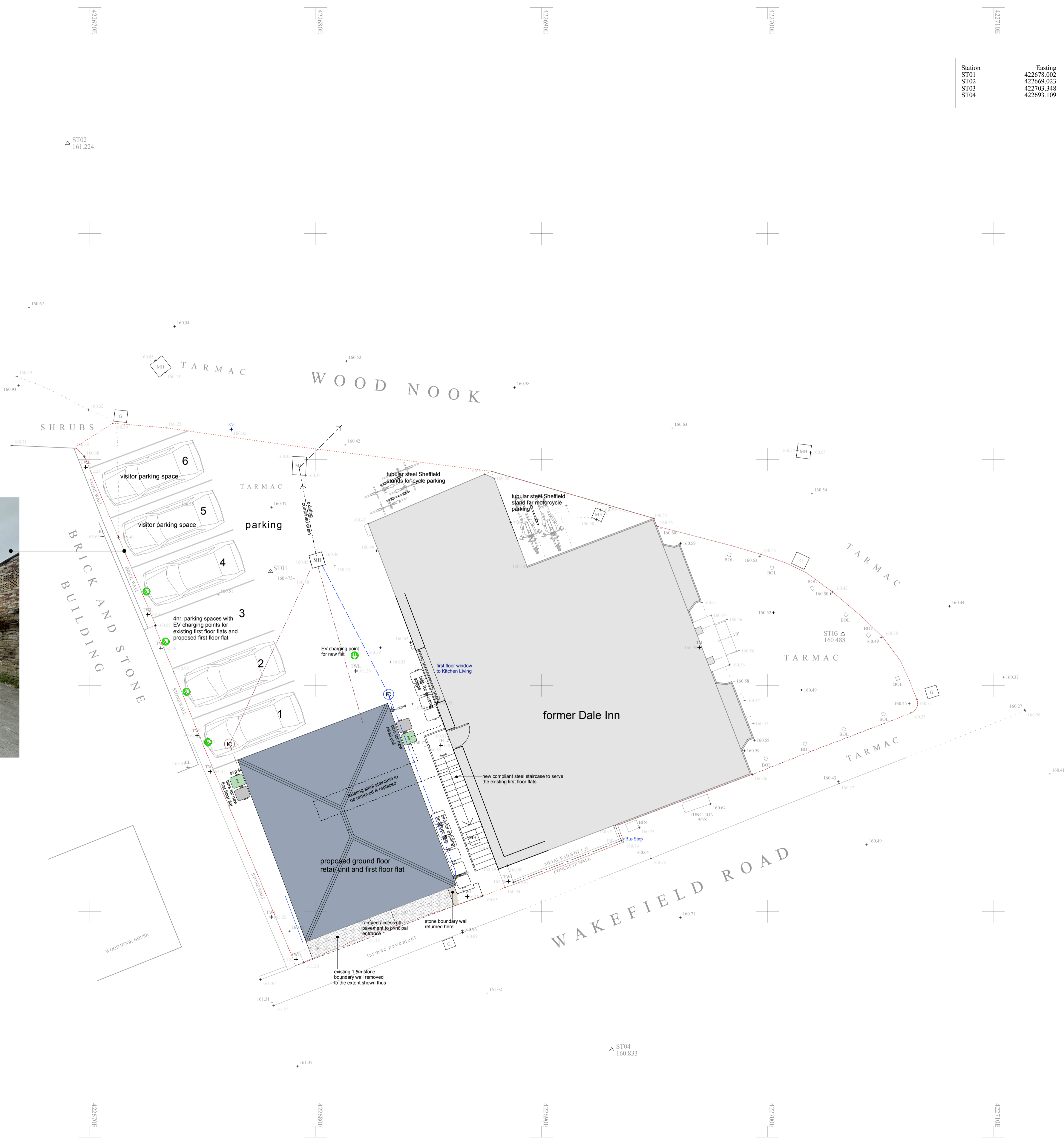


Station	Easting	Northing	Level
ST01	422678.002	408495.043	160.473
ST02	422669.023	408513.990	161.224
ST03	422703.348	408492.267	160.488
ST04	422693.109	408473.869	160.833



rear yard/parking area



This drawing has been prepared specifically for the purpose of obtaining Planning Permission and/or Building Regulation Approval. Its suitability for other purposes, without supplementary details and specifications cannot be guaranteed. The Permissions and/or Approvals are beyond the Architects control, and no guarantee that such will be granted is given or to be inferred by reason of the preparation of this drawing. Only figured dimensions are to be used. All dimensions to be checked on site. This drawing together with the design is the property and copyright of the Architect and must not be reproduced without prior written permission.

rev.	description	date	drawn	approved
P03	Size of building reduced	26.01.24	AS	AS
P02	Drawing revised in response KC Highways comments	20.11.23	AS	AS
P01	Drawing originated	12.07.23	LH	AS



project **Proposed ground floor retail unit and first floor flat with new external access stair at The Dale Inn, 408, Wakefield Road Denby Dale, Huddersfield, HD8 8RP for Dale Inn Developments**

title **site plan - as proposed**
 number **23052D-03-P03**
 scale **1:100**
 size **A1**



ANCHOR HOUSE, DEWSBURY MILLS
 THORNHILL ROAD, DEWSBURY, WF12 9QE
 TEL : (01924) 467621 FAX : (01924) 459970
 E-MAIL : els@ellam.com
 WEB SITE : ellamlandsurveys.com

LOCATION
**408 WAKEFIELD ROAD
 DENBY DALE**

CLIENT
A+DP ARCHITECTURE

LEGEND	
AV	AIR VALVE
B	BOLLARD
BH	BORHOLE
BS	BUS STOP
BT	BRITISH TELECOM
CC	CONCRETE COVER
CM	CABLE MARKER
CP	CATCH PIT
CTV	CABLE TV LC
DP	DOWN PIPE
ECP	ELEC. CABLE PIT
EP	ELEC. POLE/PYLON
ER	EARTH ROD
FR	FIRE HYDRANT
FWS	FOUL WATER SEWER
G	GULLY
GV	GAS VALVE
HV	HIGH VOLTAGE
IC	INSPECTION COVER
JB	JUNCTION BOX
KW	KERB WEIR
LB	LITTER BIN
LH	LAMP HOLE
LP	LAMP POST
G	GULLY
MC	METAL COVER
MH	MANHOLE
MV	MEDIUM VOLTAGE
P	POST / POLE
RE	RODDING EYE
RS	ROAD SIGN
S	STAY
SC	STOP COCK
ST	STOP TAP
SV	STOP VALVE
SWS	SURFACE WATER S
TL	TRAFFIC LIGHTS
TP	TELEGRAPH POLE
TH	THRESHOLD
VP	VENT PIPE
WM	WATER METER
WO	WASH OUT

ARCHITECTURE + DESIGN PARTNERSHIP
 The Old Police Station 16 Bridge Lane Holmfirth HD9 7AN
 T: 01484 685411 E: hello@adp-architects.com
 RIBA Chartered Practice