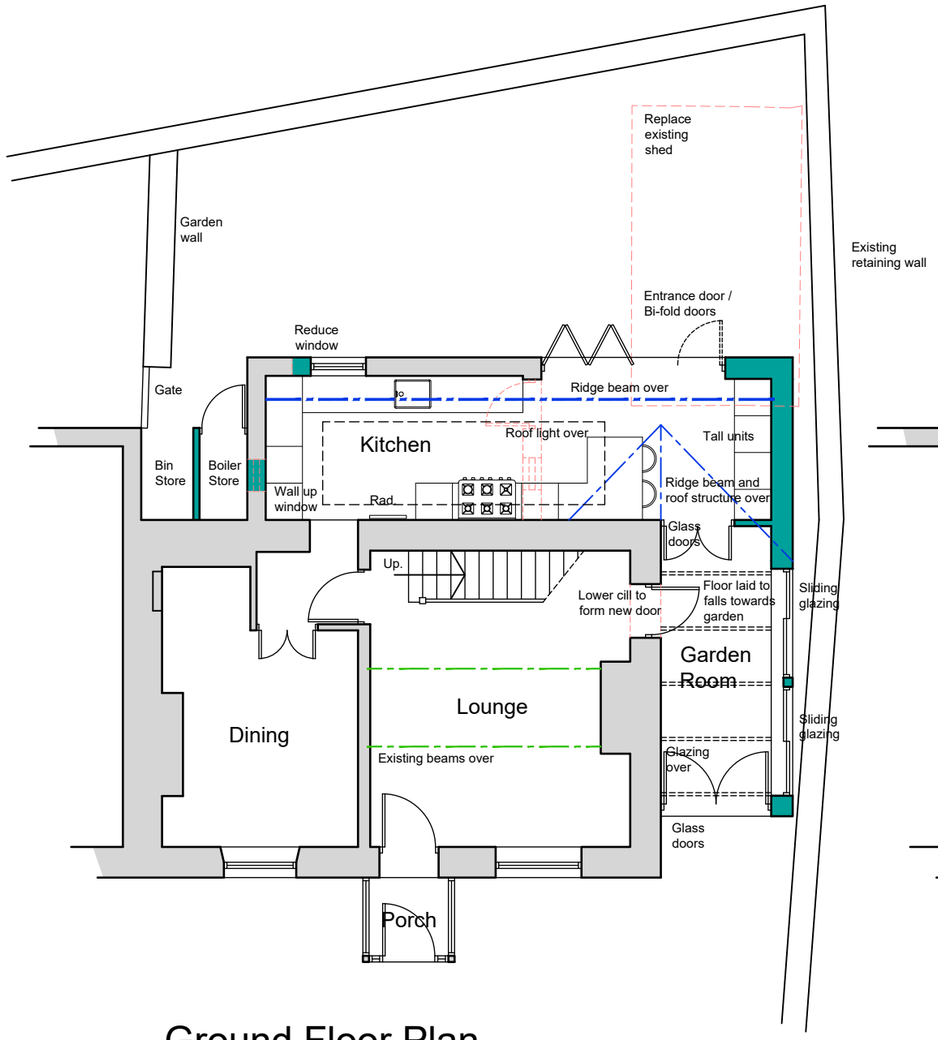


Ground Floor Plan

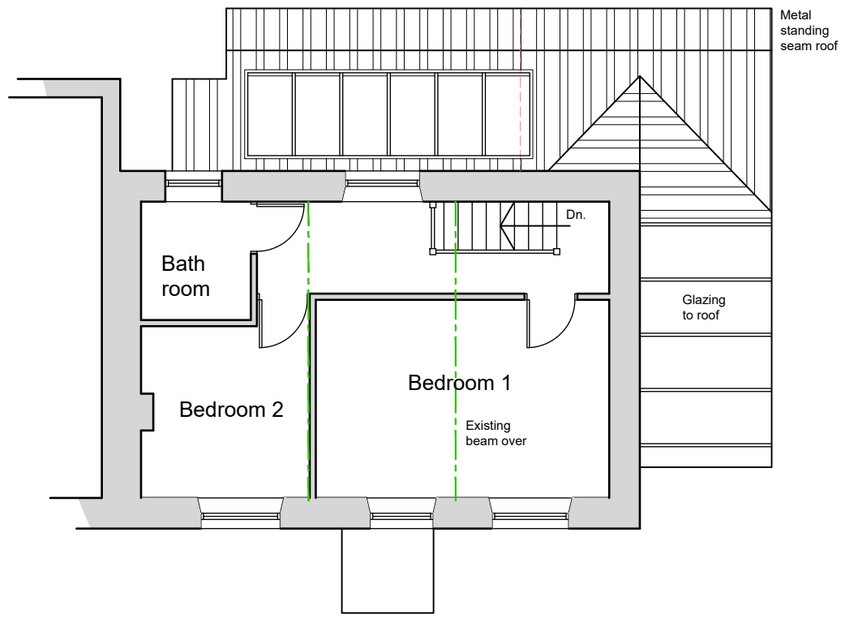


First Floor Plan

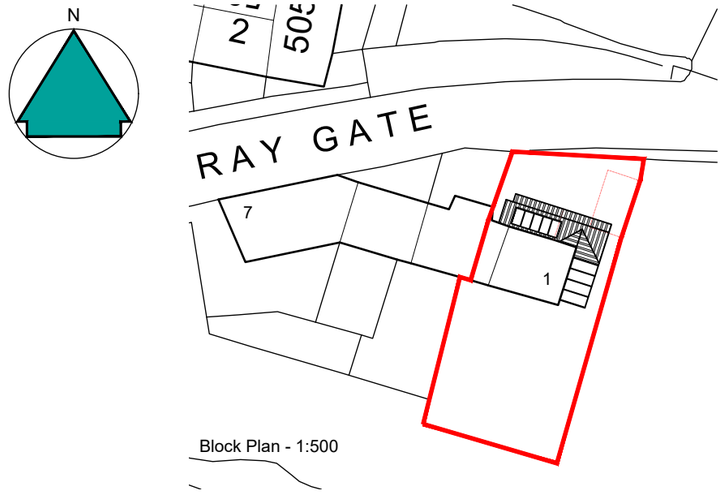


Block Plan - 1:500

Scale 1:100

0 1 2 3 4 5 10 15

**NOTES**

This drawing has been prepared specifically for the purpose of obtaining Planning and or Building Regulations Approval. Its suitability for other purposes without additional supplementary details and specifications cannot be guaranteed.

All dimensions are to be checked on site, any discrepancies are to be reported to the designer before work commences. Use only figured dimensions.

All structural components shown are indicative only. Details / calculations of structural members are to be provided by the Structural Engineer.

This drawing is not to be copied or divulged to a third party without written permission.

Key:

- Existing Beams
- Proposed beams
- Removed Structure
- Existing Walls
- Proposed Walls

Heneghan ARCHITECTURE
enquiries@heneghanarchitecture.com
www.heneghanarchitecture.com

Revisions

| | | |
|---|---|---|
| P01 | Preliminary Issue | 04.07.23 |
| P02 | Rooflights amended | 09.07.23 |
| P03 | Client amendments | 13.07.23 |

Project:

Extensions and Alterations

at 1 Ray Gate
Mount
Hudderfield

for Mr & Mrs. Garside

Scheme B - Proposed Plans and Block Plan

Purpose of issue: PLANNING

| | |
|---|---|
| Drawn | DRH |
| Date | July 2023 |
| Scales | 1:100 @ A3 |
| Drawing No. | 2351 - 0303 - P03 |