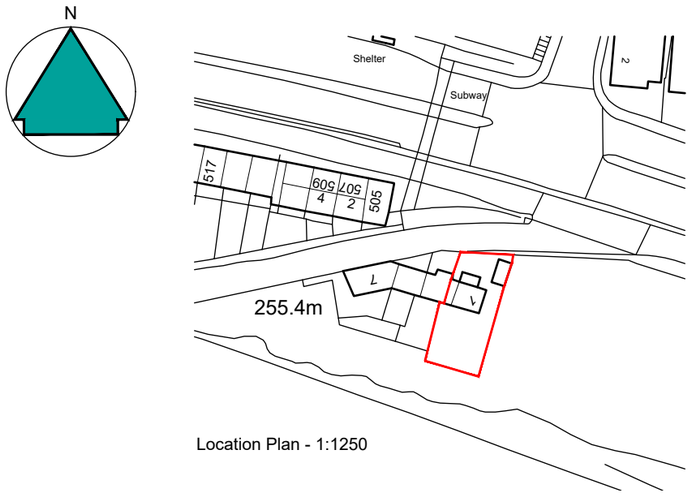

Location Plan - 1:1250

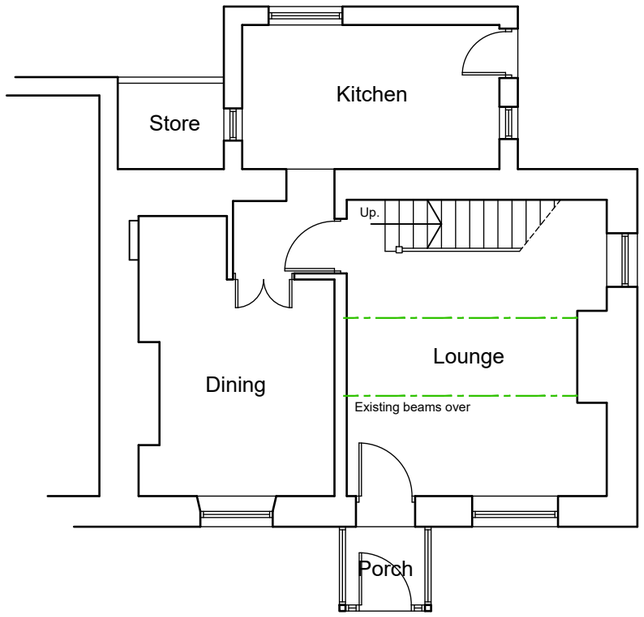

Ground Floor Plan

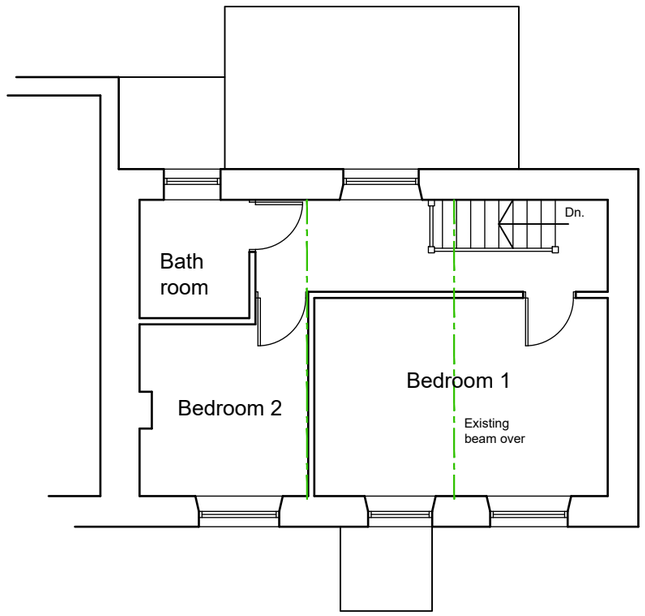

First Floor Plan

Scale 1:100

0 1 2 3 4 5 10 15

NOTES

This drawing has been prepared specifically for the purpose of obtaining Planning and or Building Regulations Approval. Its suitability for other purposes without additional supplementary details and specifications cannot be guaranteed.

All dimensions are to be checked on site, any discrepancies are to be reported to the designer before work commences. Use only figured dimensions.

All structural components shown are indicative only. Details / calculations of structural members are to be provided by the Structural Engineer.

This drawing is not to be copied or divulged to a third party without written permission.

Heneghan
ARCHITECTURE
enquiries@heneghanarchitecture.com
www.heneghanarchitecture.com

Revisions

P01	Preliminary Issue	16.05.23

Project:

Extensions and Alterations

at 1 Ray Gate
Mount
Hudderfield

for Mr & Mrs. Garside

Existing Plans and Location Plan

Purpose of issue: PLANNING

Drawn	DRH
Date	May 2023
Scales	1:100 @ A3
Drawing No.	2351 - 0101 - P01