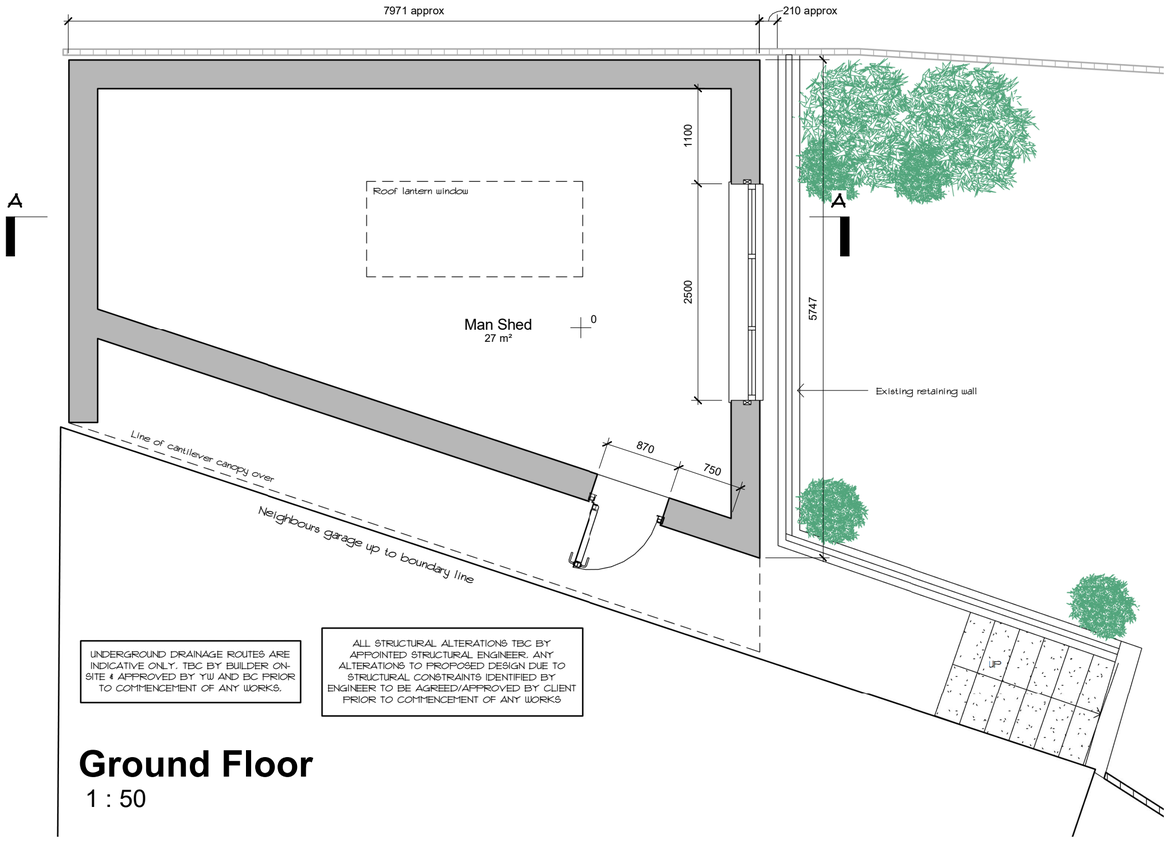

Ground Floor
1 : 50

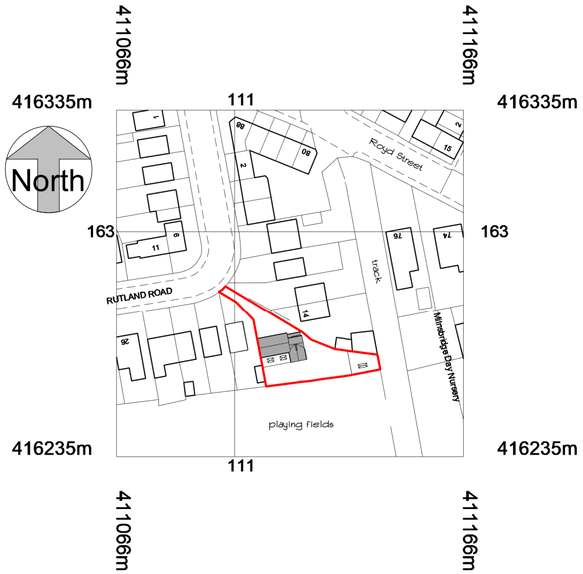

Site Location Plan
1 : 1250

0	SCALE 1:50	5m
0	SCALE 1:100	10m
0	SCALE 1:200	20m
0	SCALE 1:500	50m
0	SCALE 1:1250	125m

IMPORTANT NOTES

ALL MEASUREMENTS MUST BE CHECKED ON-SITE PRIOR TO COMMENCEMENT OF ANY WORKS.

ANY UNDERGROUND DRAINAGE ROUTES ARE INDICATIVE ONLY. TBC BY BUILDER ON-SITE & APPROVED BY YW AND BC PRIOR TO COMMENCEMENT OF ANY WORKS.

CADVIS3D HOLDS NO RESPONSIBILITY FOR UNDERGROUND DRAINAGE ON-SITE. YORKSHIRE WATER MAPPING REQUEST RECOMMENDED TO CHECK FOR EXISTING UNDERGROUND DRAINAGE RUNS (IF AVAILABLE)

ALL STRUCTURAL ALTERATIONS TBC BY APPOINTED STRUCTURAL ENGINEER. ANY ALTERATIONS TO PROPOSED DESIGN DUE TO STRUCTURAL CONSTRAINTS IDENTIFIED BY ENGINEER TO BE AGREED/APPROVED BY CLIENT PRIOR TO COMMENCEMENT OF ANY WORKS

DRAWING TO BE USED FOR PLANNING PURPOSES ONLY - NOT FOR CONSTRUCTION

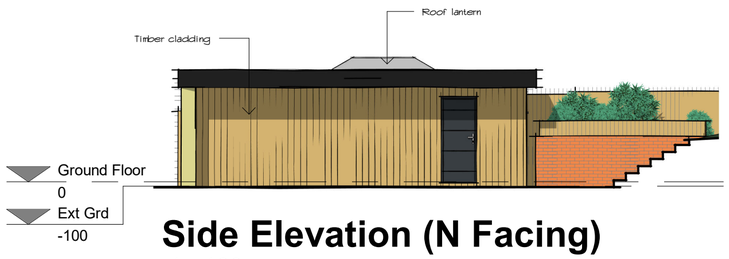

Side Elevation (N Facing)
1 : 100

Front Elevation (W Facing)
1 : 100



Perspective View

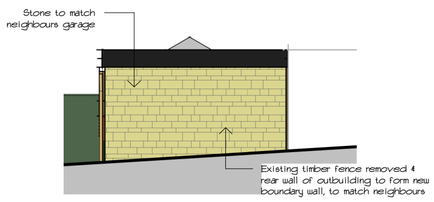

Rear Elevation (E Facing)
1 : 100

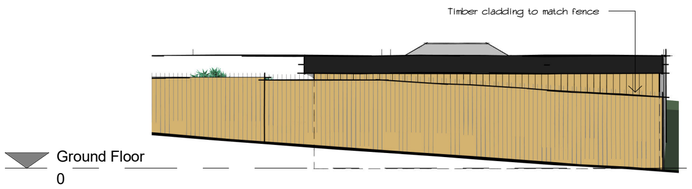

Side Elevation (S Facing)
1 : 100

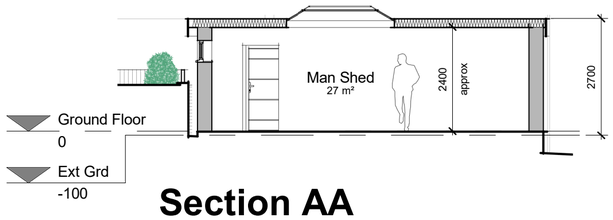

Section AA
1 : 100

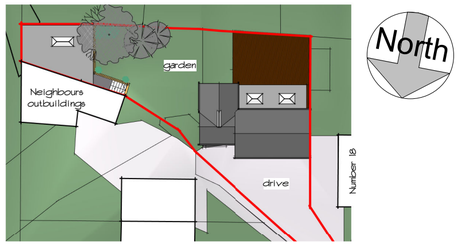

Site Plan
1 : 500

Cadvis3d ARCHITECTURAL DESIGN SERVICES
....making dreams happen

www.cadvis3d.co.uk
Tel: 01484 937123
Email: info@cadvis3d.co.uk

Head office @

The Towers, 237 Wakefield Rd,
Lepton, Huddersfield,
West Yorkshire, HD8 0DH

© This drawing may not be copied without written prior permission

project
Outbuilding Proposals,
16 Rutland Road,
Huddersfield HD3 4RA

title
Plans, Section & Elevations
As Proposed

client
Mr D Johnson

GENERAL

DO NOT SCALE FROM THIS DRAWING.
ALL DIMENSIONS ARE TO BE CHECKED ON SITE AND CONFIRMED TO AUTHOR.
ALL FEASIBILITY STUDIES ARE SUBJECT TO FULL SITE SURVEY + LOCAL AUTHORITY APPROVALS.
ANY DISCREPANCIES OR VARIATIONS SHALL BE NOTIFIED TO CADVIS3D BEFORE WORK ON THE RELEVANT SECTION COMMENCES.
THIS DRAWING SHALL BE READ IN CONJUNCTION WITH ALL RELEVANT CONSULTANTS AND / OR SPECIALISTS DRAWINGS / DOCUMENTS.
THE MATERIALS AND WORKMANSHIP OF ALL RELEVANT TRADES AND BUILDING OPERATIONS SHALL COMPLY WITH THE RECOMMENDATIONS OF CURRENT BRITISH STANDARDS AND CODES OF PRACTICE.
AS FAR AS REASONABLY PRACTICABLE, THIS DESIGN HAS BEEN PREPARED IN SUCH A WAY AS TO REDUCE THE RISKS TO THE HEALTH AND SAFETY OF PERSON(S) WHO MAY BE AFFECTED.

rev	date	dr	app	notes

scale: As indicated	drawn: PSI	apprv: DJ
date: JUNE 2023	path: G:\Architectural Jobs\2227 - Johnson, Milnsbridge\Archi\Proposed\2227 - proposed-outbuildingREVA.rvt	
status: PLANNING		
job no: 2227	dwg no: A(10)-03	rev: -