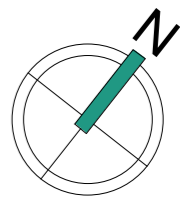
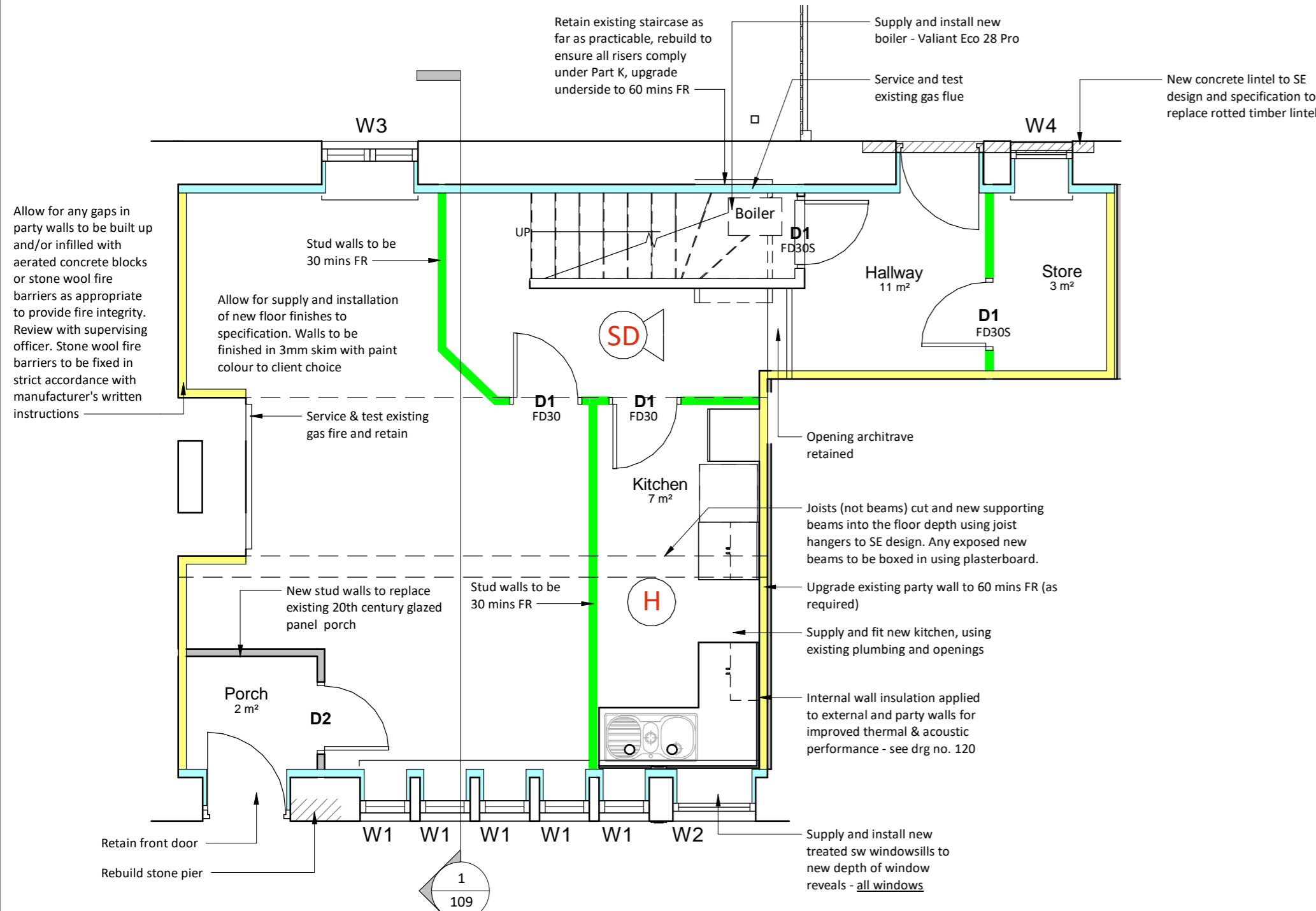


DO NOT SCALE FROM THIS DRAWING  
ALL DIMENSIONS MUST BE CHECKED ON SITE BY  
CONTRACTOR PRIOR TO CONSTRUCTION

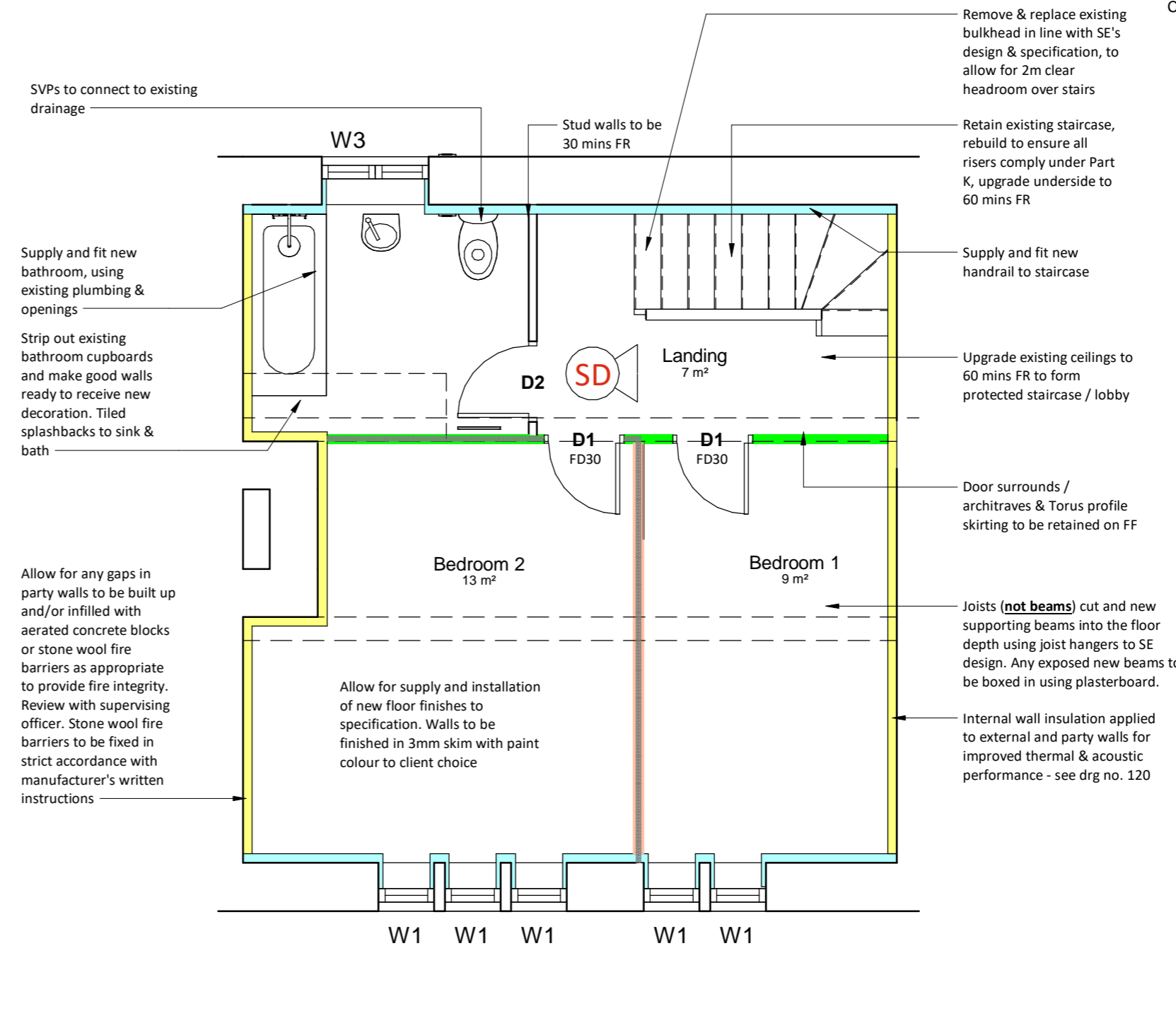


0.5 0 0.5 1 1.5 2 2.5  
SCALE  
1:50  
m

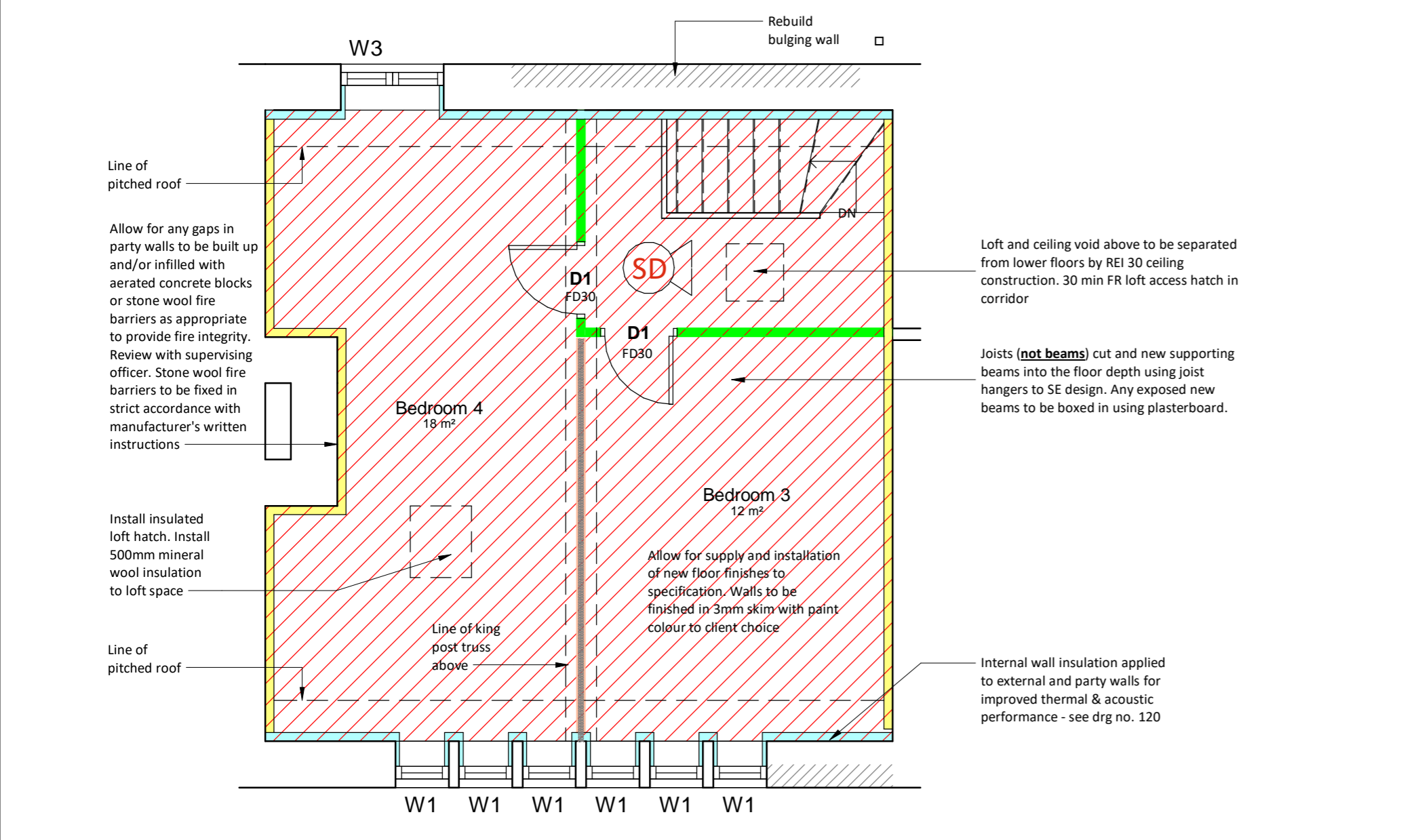
**IMPORTANT NOTE: Existing measurements shown are approximate only and are to be confirmed on site by contractor prior to ordering any materials. Position of purlins / beams is indicative and to be measured on site to determine position of vents etc.**



**00 Ground Floor - GA Plan**  
1 : 50











**01 First Floor - GA Plan**  
1 : 50



**02 Second Floor - GA Plan**  
1 : 50

**KEY**  
Refer to drawing 120 for detailed specification of wall linings & build-up. Smoke detection system to be with interlinked heat and smoke detectors to BS5839-6.

-  New fire door
-  Smoke detection with sounder - on landings outside Bedrooms to provide 85dB(A) at 3m
-  Heat detector
-  REI 30 ceiling construction (underdraw existing ceiling)
-  30 minutes fire rated partition - see drawing 120 for details
-  40db acoustic insulated partition (30 mins FR) - see drawing 120 for details
-  Party wall insulated lining - see drawing 120 for details
-  External wall insulated lining - see drawing 120 for details

**All materials, systems and proprietary elements are to be installed in strict accordance with manufacturer's instructions.**

**All measurements are to be confirmed on site by Contractor prior to placing orders**

**This drawing is to be read in conjunction with the Schedule of Works and Specification**

Rev	Date	Int	Description
C	20.01.23	LB	Oldroyd xV Clear omitted from drawings
B	29.09.23	LB	Drawing status changed to Tender
A	30.11.21	LT	Drawing status changed to Tender
3	12.06.23	LB	Party wall position amended
2	08.06.23	LB	Drawings updated following Client Fire Engineer comments and to include Wetherby IW1 spec
1	09.11.21	LT	Annotation added for structural amendments to floors



**CLIENT:**  
Kirklees Council

**PROJECT:**  
3 Fernside Avenue

**DESCRIPTION:**  
Floor Plans as Proposed

**PURPOSE OF ISSUE:**  
Tender

**DRAWN BY:** LT **CHECKED:** VS **DATE:** 17/12/20 **SCALE @ A2:** 1 : 50

**JOB NO:** 3822 **STATUS CODE:** D2 **DRAWING NO:** 106 **REV:** C

**FILE IDENTIFIER:**  
FA-BTP-01-ZZ-DR-A-3822\_106.C

Elizabeth House 486 Didsbury Road Heaton Mersey Stockport SK4 3BS  
0161 443 1221 info@bernardtaylor.co.uk www.btparchitects.co.uk