PROJECT I ORIGINATOR I ZONE I LEVEL I TYPE I ROLE I CLASS I NUMBER	REVISION
P1948-NOV-XX-RF-DR-M-5001	P01

LINKED FILES
2753 Feasiblity -Floor Plan - LG FFL

0 4 8 12 16 20m
1:200 SCALE

ROOF MOUNTED AUTOMATED NATURAL VENT UNIT

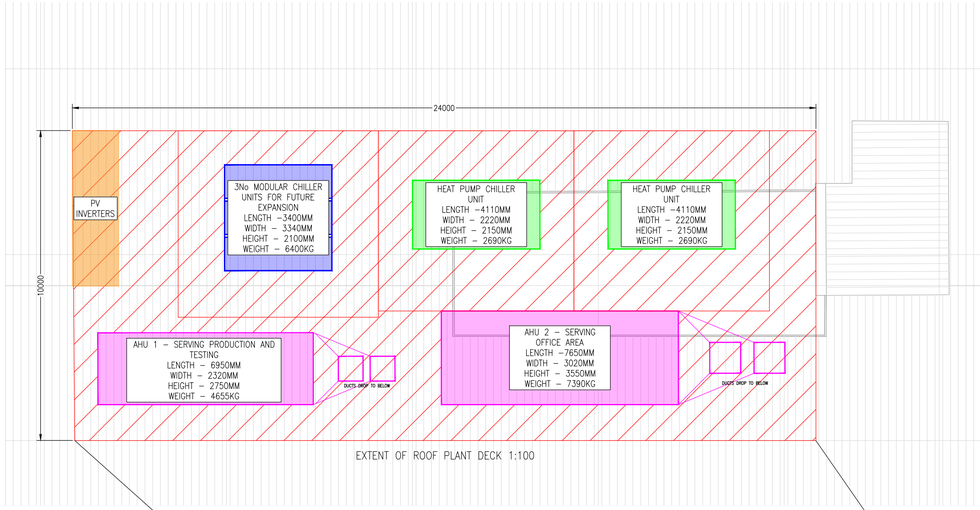

EXTENT OF ROOF PLANT DECK 1:100

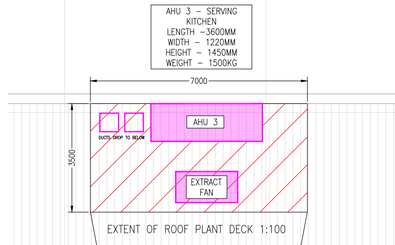

EXTENT OF ROOF PLANT DECK 1:100

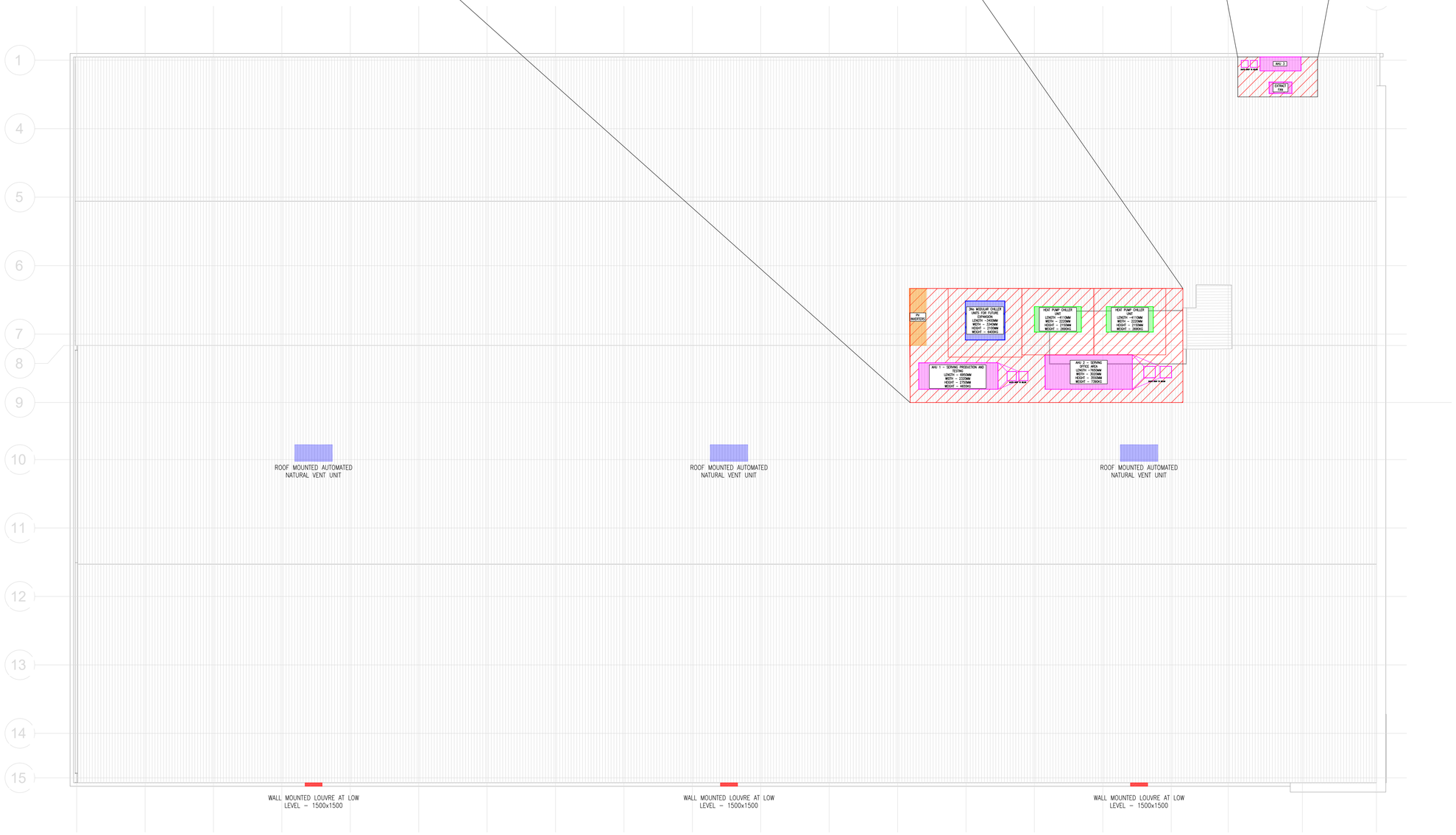

© PROTECTED BY UK COPYRIGHT LAW
DO NOT SCALE OFF THIS DRAWING

DESIGNERS RISK ASSESSMENT
Under section 11, 18 - Construction (Design and Management) Regulations 2015

SAFETY, HEALTH & ENVIRONMENTAL INFORMATION
There are no significant, unusual or location specific risks which are not obvious to a competent contractor or likely to be difficult to manage

2 Concept Design

STA	REV	DESCRIPTION	DES	CHD	DATE
-	P01	PRELIMINARY ISSUE	EP	GP	18.01.22

PURPOSE OF ISSUE
PRELIMINARY ISSUE

NOVO Integration Ltd
7 Feast Field, Horsforth, Leeds,
West Yorkshire, LS18 4TJ
t: +44(0)113 2577300 e: novocad@novo.eu.com

CLIENT
pcspecialist

PROJECT
GRANGE MOOR
WAKEFIELD

TITLE
MECHANICAL SERVICES
ROOF LEVEL
ROOF PLANT LAYOUT

SCALE	ORIGINAL SIZE	DATE
1:200	A1	JAN '23
DRAWN	DESIGNED	CHECKED
EP	EP	GP

PROJECT I ORIGINATOR I ZONE I LEVEL I TYPE I ROLE I CLASS I NUMBER	REVISION
P1948-NOV-XX-RF-DR-M-5001	P01

ROOF PLANT LAYOUT