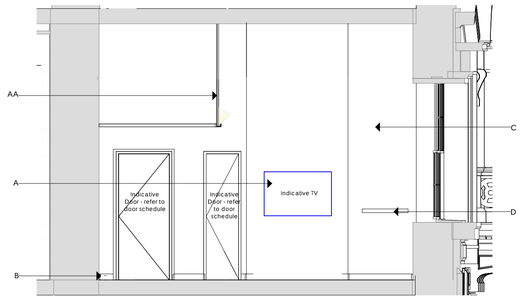

Proposed Elevation A
1:50

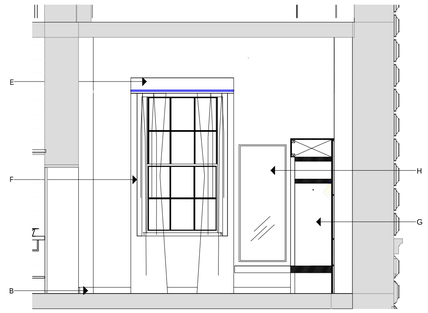

Proposed Elevation B
1:50

Proposed Elevation C
1:50

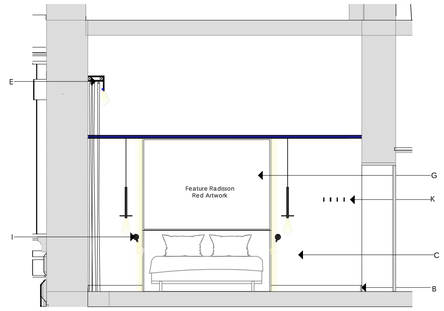

Proposed Elevation D
1:50

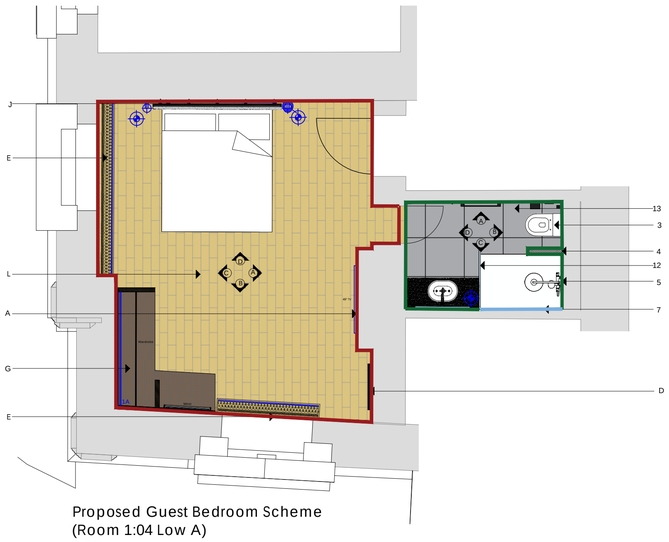

Proposed Guest Bedroom Scheme
(Room 1:04 Low A)
1:50

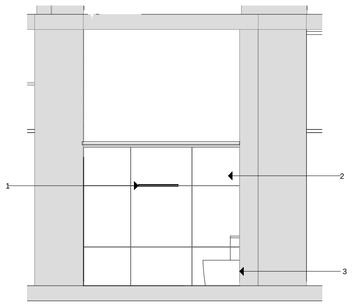

Proposed Elevation A
1:50

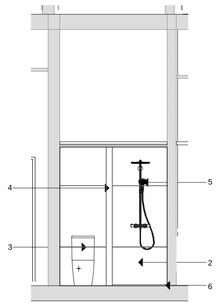

Proposed Elevation B
1:50

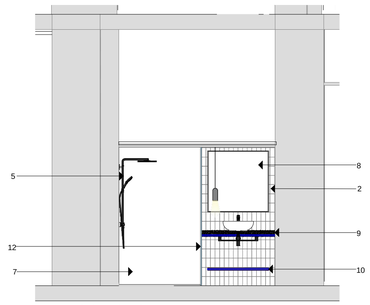

Proposed Elevation C
1:50

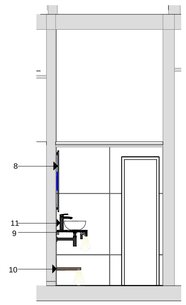

Proposed Elevation D
1:50

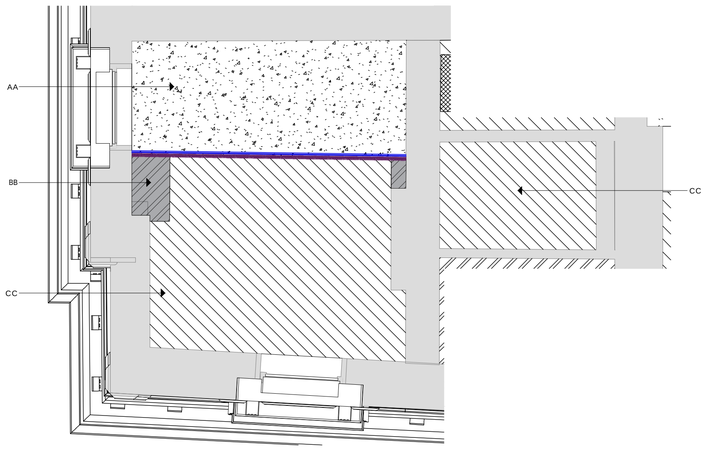

Reflected Ceiling Plan
1:50

Strategy:
The bedrooms have been designed to meet the occupiers brand standard, with existing, historic interior details to be retained and repaired where possible. Using battens and fillet pieces for new fitted furniture to ensure that no damage is caused to the decorative interior architectural elements, while including new lighting details and rafts (where possible) to illuminate the decorative cornicing details and ensure they are highlighted within the scheme as a feature.

Demolition:
All modern interventions are to be removed and walls/ceilings, cornicing's, skirting's, dado or picture rails to be made good to match existing.
All existing MEP to be removed refer to M&E strategy within the design and access statement.

Proposed:
All new partitions to be scribed around existing cornices and decorative details.
New lowered ceilings installed within the bathroom areas to accommodate ventilation and extraction.
All new interventions to be high quality, modern design which respect proportions of adjacent heritage elements.
See MEP strategy for details of all new sockets and switches.
Please note that general accessories will be fixed directly to the wall within the bathroom and bedroom (such as hooks, toilet roll holders etc.)
Please note that the proposed fixtures and fittings within these drawings are indicative only, all specifications are to be confirmed.
All new materials, fixtures and fittings are to be fixed in accordance's to manufacturers details.

Bedroom Notes:
A- Wall mounted TV.
B - New 120mm skirting boards to be installed with a bull-nose profile, to be decorated.
C - Existing walls to be redecorated.
D - New custom made shelf, to be fixed directly to the wall.
E - New pelmet board to be securely fixed to the underside of the new ceiling on battons to a pattress fixings. Pelmet board to have concealed LED tape and diffuser to the rear.
F - Triple track curtain rails fixed to walls.
G - New custom made wardrobe fitted furniture. Where required fitted furniture to be battoned off from the walls with fillet pieces either side to be scribed around the skirting's, dado, picture rails and corning to ensure no damage is caused to the interior architectural elements and that they are retained in their entirety.
H - Wall mounted mirror.
I - New reading wall lights to be wall mounted.
J - Feature headboard, with integral LED strip. To be batton fixed to the wall.
K - Proposed coat hooks, specification to be confirmed.
L - New laminate floor finish.

Ceiling Notes:
AA - Newly formed bulkhead to be finished with a laminate board, specification to be confirmed.
BB - Existing 20th century built in cupboards to be removed, original wall, ceiling to be made good.
CC - New ceiling with pendant lights where required, refer to architectural drawings for ceiling details and specifications.

Bathroom Notes:
1- Towel rail, specification to be confirmed. To be fixed through the tiles to the wall.
2 - Floor to ceiling wall tiles.
3 - New close coupled toilet, to be fixed to the wall and floor.
4 - New nib stud wall from floor to new ceiling to be installed for screening and fixings for accessories etc, new walls to be tiled from floor to ceiling, tiling to be installed as per manufacturer instructions.
5 - New shower set, to be fixed to the wall.
6 - New shallow profile white shower tray.
7 - Feature Radisson Red artwork to be installed to the rear of the shower wall, acrylic water proof wall panel to be installed as per manufacturers instructions.
8 - Custom made mirror with black metal frame and LED to the rear to create a halo effect.
9 - Custom made vanity counter, with concealed LED and batton fixing for towel rail.
10 - Custom made shelf, concealed fixings to be designed by contractor.
11 - New basin mixer and washbowl.
12 - New safety tempered glass shower screen from floor to ceiling with floor, wall and ceiling fixings.
13 - New tiled floor.

Wall Finishes:
- Paint decoration.
- Laminate board to the upright, specification to be confirmed. To be installed as per manufacturers instructions.
- Tiled wall, specification to be confirmed. To be installed as per manufacturers instructions.
- Feature Radisson Red artwork to be installed to the rear of the shower wall, acrylic water proof wall panel to be installed as per manufacturers instructions.

Room Data:
Room 1:04 Block A
Size: 27sqm (Guest Bedroom)
Significance: Low A

Type of Room Overview:
Low A - Low Historical Significance with adjoining bathroom.
Low B - Low Historical Significance with new bathroom formed.
Medium - Medium Historical Significance with new bathroom formed.
High A - High Historical Significance with adjoining bathroom.
High B - High Historical Significance with new bathroom formed.

P2	Heritage amendments.	15.12.22	LB	HW
P1	Notes amendments.	2.12.22	LB	HW

	Revision	Date	By	Chk

All dimensions to be verified on site, and the Architect informed of any discrepancy. All drawings and specifications should be read in conjunction with the Health and Safety Plan; all conflicts should be reported to the appointed Principal Designer.

Kirklees COUNCIL

Kirkless Council
The George Hotel
Huddersfield, HD1 1 JA

Sheet Name: LBC Details Significance Low A

Purpose of issue: Planning **Status:** -

Date: 07.11.22 **Checked by:** TS

Drawn by: LB **Scale @ A1:** 1:50

Project No: ID1176 **Revision:** P2

Drawing No : 8662-BOW-ZZ-01-DR-I-P340

0 0.5 1 1.5 2 2.5m
SCALE 1: 50

N

BOWMANRILEY
ARCHITECTS • BUILDING CONSULTANTS • INTERIORS

Do not scale from this drawing. This drawing is the copyright of Bowman Riley Architects Limited. ©
C:\Users\laura.baartd\Desktop\1176-BOW-A1-QR-01-I-2601- P2_Proposed 1.04 Low A_1_29790_d842450.DWG