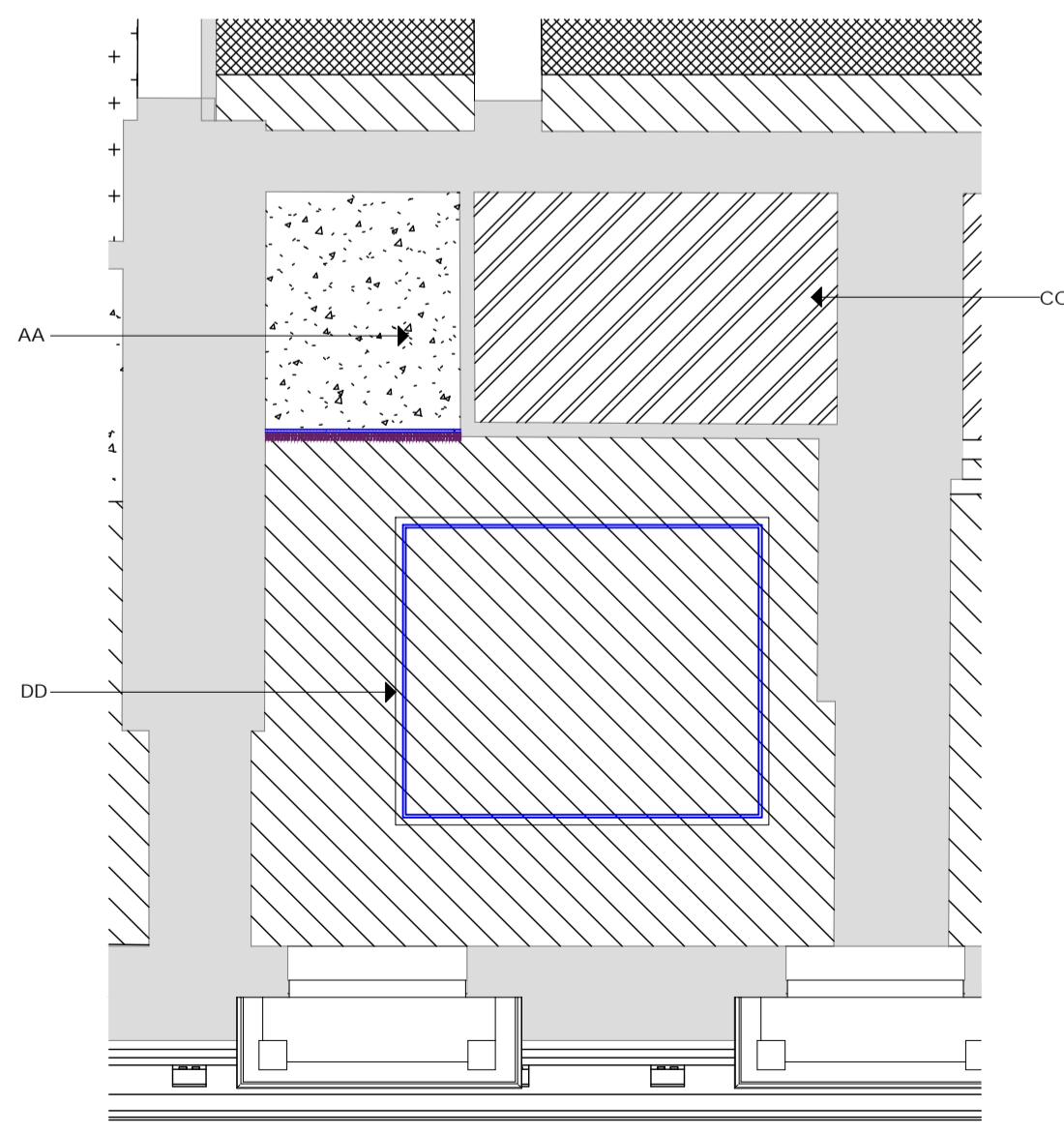


Proposed Guest Bedroom Scheme
(Room 2:04 Medium)
1:50



Reflected Ceiling Plan
1:50

Strategy:
The bedrooms have been designed to meet the occupiers brand standard, with existing, historic interior details to be retained and repaired where possible. Using battens and filler pieces for new fitted furniture to ensure that no damage is caused to the decorative interior architectural elements, while including new lighting details and rafters (where possible) to illuminate the decorative corning details and ensure they are highlighted within the scheme as a feature.

Demolition:
All modern interventions are to be removed and walls/ceilings, cornice's, skirting's, dado or picture rails to be made good to match existing.
All existing MEP to be removed refer to M&E strategy within the design and access statement.

Proposed:
All new partitions to be scribed around existing cornices and decorative details. New lowered ceilings installed within the bathroom areas to accommodate ventilation and extraction.
All new interventions to be high quality, modern design which respect proportions of adjacent heritage elements.
See MEP strategy for details of all new sockets and switches.
Please note that general accessories will be fixed directly to the wall within the bathroom and bedroom (such as hooks, toilet roll holders etc.)
Please note that the proposed fixtures and fittings within these drawings are indicative only, all specifications are to be confirmed.
All new materials, fixtures and fittings are to be fixed in accordance with manufacturers details.

Bedroom Notes:
A - Wall mounted TV.
B - New 120mm skirting boards to be installed with a bull-nose profile, to be decorated.
C - Existing walls to be redecorated.
D - New custom made shelf, to be fixed directly to the wall.
E - New pelmet board to be securely fixed to the underside of the new ceiling on battens to a patress fixings. Pelmet board to have concealed LED tape and diffuser to the rear.
F - Triple track curtain rails fixed to walls.
G - New custom made wardrobe rail furniture. Specification to be furniture. Furniture to scribed around existing dado and skirtings.
H - Wall mounted mirror.
I - New reading wall lights to be wall mounted.
J - Feature headboard, with integral LED strip, and which incorporates an adjoining, low level feature wall containing sockets, switches etc. To be battens fixed to the wall.
K - Proposed coat hooks, specification to be confirmed.
L - New laminate floor finish.
M - Free-standing desk furniture to be secured back to the wall without interference with the existing skirting boards.

Ceiling Notes:
AA - Newly formed bulkhead to be finished with a laminate board, specification to be confirmed.
BB - Existing 20th century built in cupboards to be removed, original wall, ceiling to be made good.
CC - New ceiling with pendant lights where required, refer to architectural drawings for ceiling details and specifications.
DD - New ceiling raft to be formed over the bed, with integrated LED tape to the rear to illuminate interior architectural elements. To be fixed through the ceiling to required patressing suggested with gribble hooks, contractor to design fixings.

Bathroom Notes:
1 - Towel rail, specification to be confirmed. To be fixed through the tiles to the wall.
2 - Floor to ceiling wall tiles.
3 - New close coupled toilet, to be fixed to the wall and floor.
4 - New rib-stud wall from floor to new ceiling to be installed for screening and fixings for accessories etc, new walls to be tiled from floor to ceiling, tiling to be installed as per manufacturer instructions.
5 - New shower set, to be fixed to the wall.
6 - New shallow profile white shower tray.
7 - Feature Radisson Red artwork to be installed to the rear of the shower wall, acrylic water proof wall panel to be installed as per manufacturers instructions.
8 - Custom made mirror with black metal frame and LED to the rear to create a halo effect.
9 - Custom made vanity counter, with concealed LED and battens foring for towel rail.
10 - Custom made shelf, concealed fixings to be designed by contractor.
11 - New basin mixer and washbowl.
12 - New safety tempered glass shower screen from floor to ceiling with floor, wall and ceiling fixings.
13 - New tiled floor.

Wall Finishes:
Paint decoration.
Laminate board to the upright, specification to be confirmed. To be installed as per manufacturers instructions.
Tiled wall, specification to be confirmed. To be installed as per manufacturers instructions.
Feature Radisson Red artwork to be installed to the rear of the shower wall, acrylic water proof wall panel to be installed as per manufacturers instructions.
New foil adhesive installed to the existing surfaces, to be installed as per manufacturers instructions.

Room Data:
Room 2:04 Block A
Size: 20 sqm (Compact Bedroom)
Significance: Medium

Type of Room Overview:
Low A - Low Historical Significance with adjoining bathroom.
Low B - Low Historical Significance with new bathroom formed.
Medium - Medium Historical Significance with new bathroom formed.
High A - High Historical Significance with adjoining bathroom.
High B - High Historical Significance with new bathroom formed.

P2 Heritage notes & amendments. 15.12.22 LB HW
P1 Notes amendments. 2.12.22 LB HW

Revision	Date	By	Chk

All dimensions to be verified on site, and the Architect informed of any discrepancy. All drawings and specifications should be read in conjunction with the Health and Safety Plan; all conflicts should be reported to the appointed Principal Designer.



Kirklees Council
The George Hotel
Huddersfield, HD1 1 JA
Sheet Name: LBC Details Significance Medium

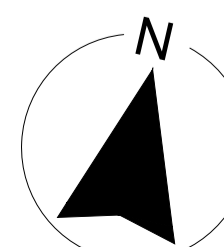
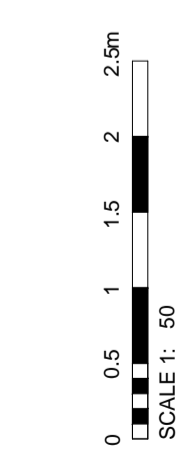
Purpose of issue: Planning Status: -

Date: 07.11.22 Checked by: TS

Drawn by: LB Scale @ A1: 1:50

Project No: ID1176 Revision: P2

Drawing No: 8662-BOW-ZZ-02-DR-1-P342



Do not scale from this drawing. This drawing is the copyright of Bowman Riley Architects Limited. © Q:\ID1176 - Radisson Red, Huddersfield\ID1176 - 03_Cad\2020_PlanBedroom_LBC_Drawing_Package\1176-BOW-A1-DR-02-2602-P2_Proposed 2.04 Medium.dwg