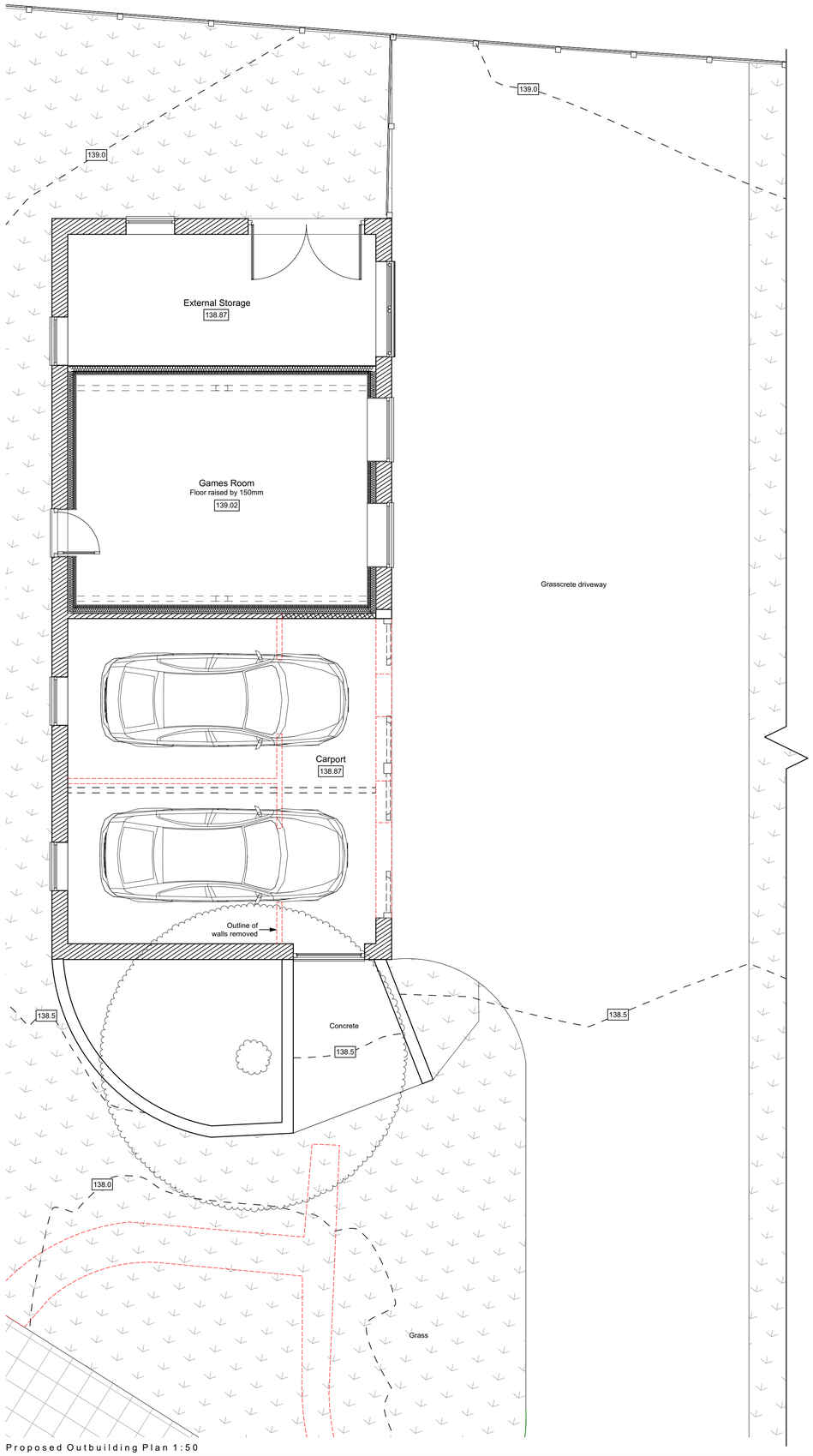

Proposed Outbuilding Plan 1:50

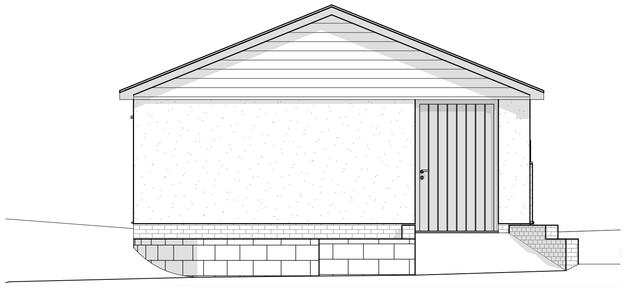

Proposed Outbuilding Front Elevation 1:50

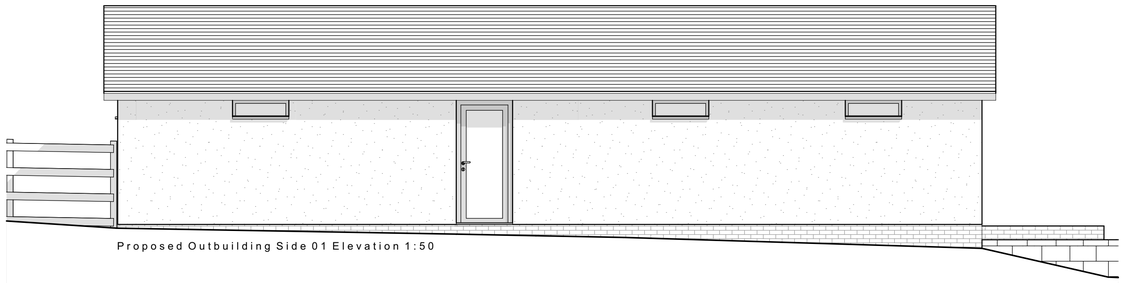

Proposed Outbuilding Side 01 Elevation 1:50

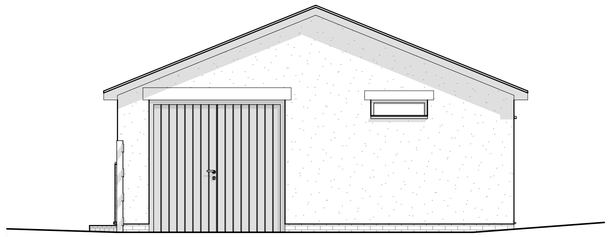

Proposed Outbuilding Rear Elevation 1:50

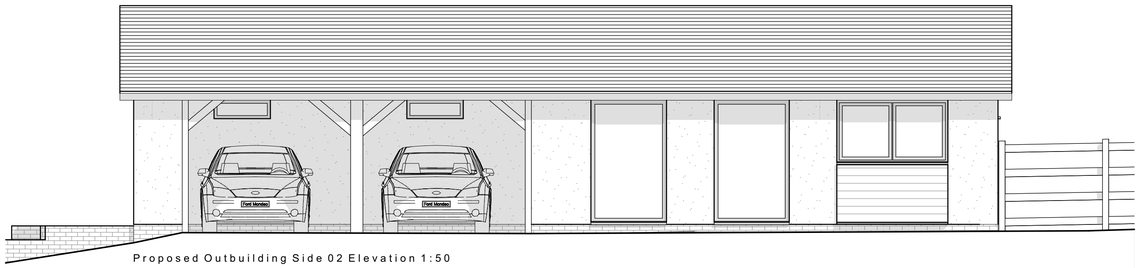

Proposed Outbuilding Side 02 Elevation 1:50

Contractor must verify all dimensions on site before commencing any work or shop drawings. If this drawing exceeds the quantities taken in any way, the building designers are to be informed before the work is initiated. Only figured dimensions to be taken from this drawing, Do not scale off this drawing. Drawing based on Ordnance Survey and/or existing record drawings - design and drawing content subject to Site Survey, Structural Survey, Site Investigations, Planning and Statutory Requirements and Approvals. All drainage layouts are schematic and invert levels must be established prior to construction.

Material Key:	
	Grey Rooftiles.
	Horizontal Timber Cladding.
	White Render.
	Brown Brickwork.

Note:
All black fascias, soffits, gutters and downpipes.
All black windows and doors.

Project Status:	PLANNING ONLY

Transform ARCHITECTS

4 Rushmead Court, Ossett, WF5 0NZ
tel: 01924 275 594
web: www.transformarchitects.co.uk email: info@transformarchitects.co.uk

Project Address:	187 Drub Lane Gomersal BD19 4BZ
Client:	Mr & Mrs Gray
Drawing Title:	Proposed Outbuilding A1
Scale:	1:50
Date:	31.10.2022
Drawn By:	MNB
Drawing Number:	T1200 - PL08
Revision:	Nil