SINGLE DECKER BUS ENTERING AND EXITING BUS LAY OVER BAY

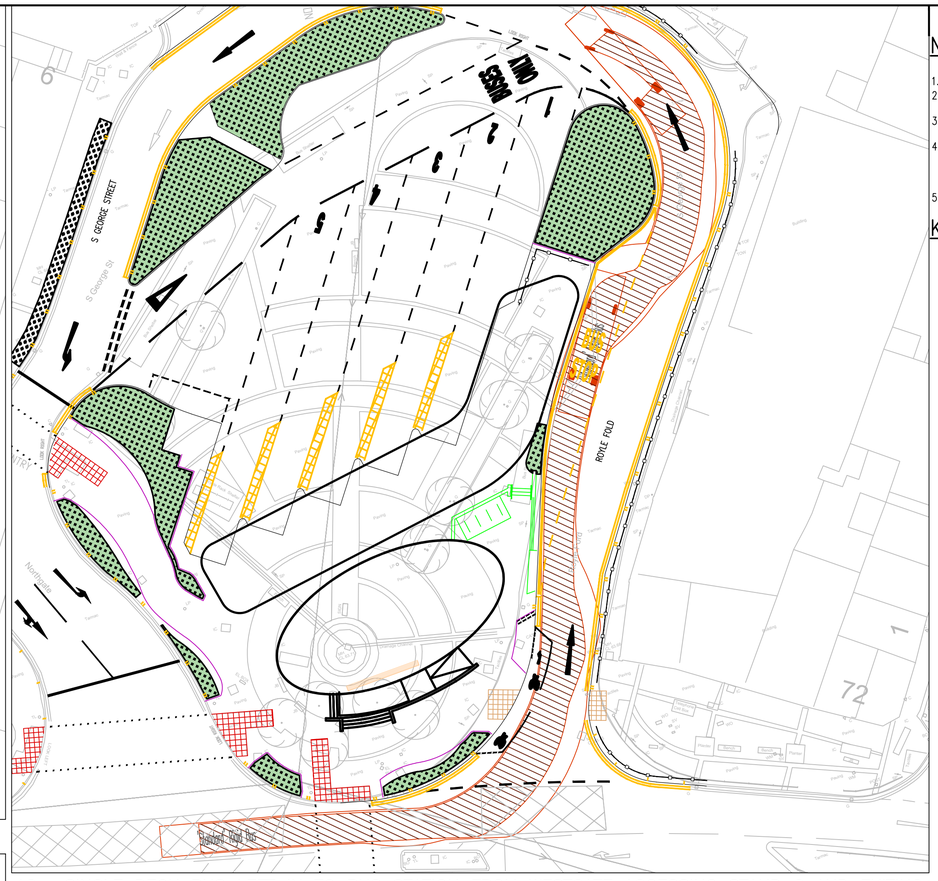

12m SINGLE DECK BUS LEFT IN TO BUS STATION FROM WESTGATE ACCESSING STAND 6 AND EXITING

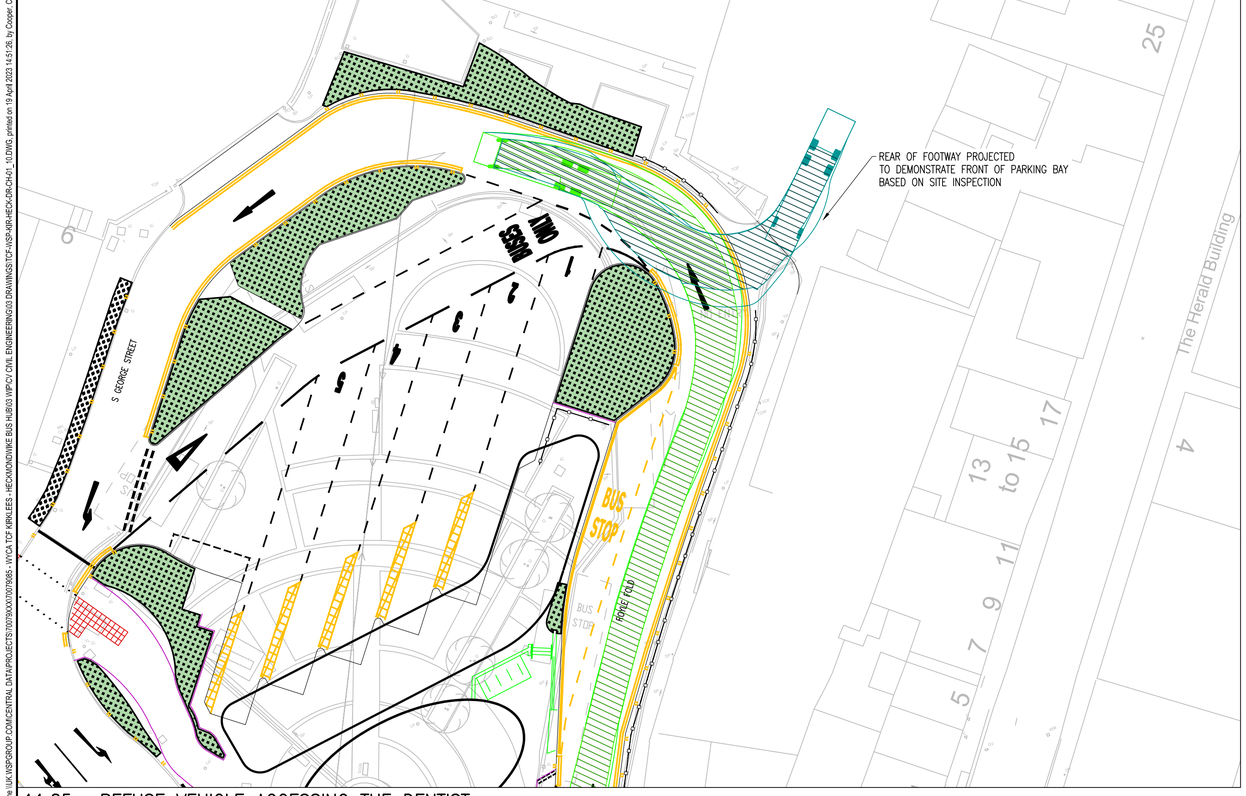

11.85m REFUSE VEHICLE ACCESSING THE DENTIST

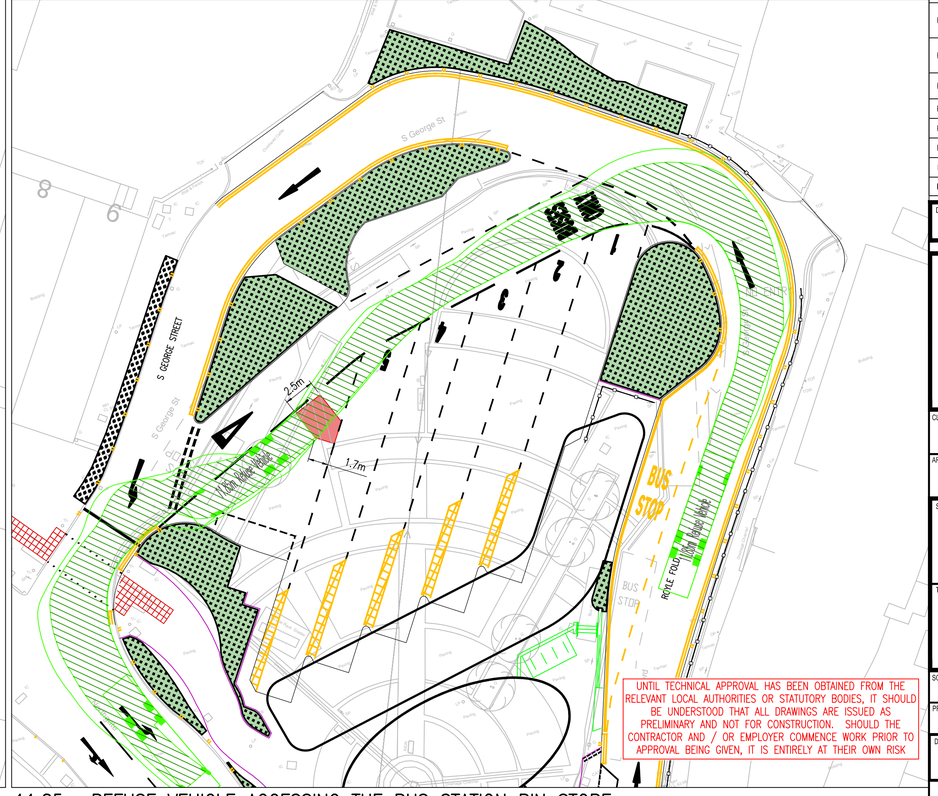

UNTIL TECHNICAL APPROVAL HAS BEEN OBTAINED FROM THE RELEVANT LOCAL AUTHORITIES OR STATUTORY BODIES, IT SHOULD BE UNDERSTOOD THAT ALL DRAWINGS ARE ISSUED AS PRELIMINARY AND NOT FOR CONSTRUCTION. SHOULD THE CONTRACTOR AND / OR EMPLOYER COMMENCE WORK PRIOR TO APPROVAL BEING GIVEN, IT IS ENTIRELY AT THEIR OWN RISK

11.85m REFUSE VEHICLE ACCESSING THE BUS STATION BIN STORE

DO NOT SCALE

NOTES

1. ALL DIMENSIONS IN METRES UNLESS OTHERWISE STATED.
2. ALL LEVELS SHOWN IN METRES ABOCE DATUM (mAOD) UNLESS OTHERWISE STATED.
3. TOPOGRAPHICAL SURVEY PRODUCED BY SGP ARCHITECTS & MASTERPLANNERS WITH DATA COLLECTED DECEMBER 2020.
4. CONFLICTING INFORMATION SHOWN ON ENGINEERS DRAWINGS OR DISCREPANCIES BETWEEN THE INFORMATION GIVEN BY THE ENGINEER AND THAT PROVIDED BY OTHERS MUST BE RAISED WITH THE ENGINEER.
5. SITE LEVELS REMOVED FOR CLARITY

KEY

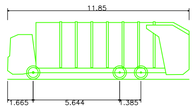

11.85m Refuse Vehicle	
Overall Length	11.850m
Overall Width	2.500m
Overall Body Height	3.751m
Min Body Ground Clearance	0.304m
Track Width	2.500m
Lock to lock time	4.00s
Kerb to Kerb Turning Radius	9.500m

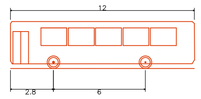

'Standard' Rigid Bus	
Overall Length	12.000m
Overall Width	2.550m
Overall Body Height	3.069m
Min Body Ground Clearance	0.309m
Track Width	2.350m
Lock to lock time	4.00s
Wall to Wall Turning Radius	10.771m

REV	DATE	BY	DESCRIPTION	CHK	APP
P08	29/03/2023	CC	STAND 6 KERB REALIGNED	SG	FP
P07	14/03/2023	LC	TRACKING OF REFUSE AREA UPDATED TO SHOW 2.5m DEEP CLEAR WORKING ZONE TO REAR OF REFUSE VEHICLE	SG	FP
P06	16/02/2023	LC	TRACKS UPDATED TO DEMONSTRATE BUS MOVEMENT FROM LAYOVER BAY AND REFUSE VEHILCE EXITING IN FORWARD GEAR	SG	FP
P05	07/02/2023	LC	AMENDED TO SHOW BIN WAGON COMPLETELY OFF THE HIGHWAY AT THE DENTISTS PRACTICE	SG	FP
P04	30/01/2023	LC	AMENDED TO SHOW 12M SINGLE DECK BUS	SG	FP
P03	05/07/2022	LC	KERBING(ADDED INFRONT OF BOTH ACCESSES	FP	FP
P02	30/03/2022	LC	UPDATED LANDSCAPING AND RAMP	FP	FP
P01	23/07/2021	TC	FIRST ISSUE	FP	FP

DRAWING STATUS:
S2 - FOR INFORMATION

wsp
3 Wellington Place, Leeds, LS1 4AP, UK
T+ 44 (0) 113 395 6200, F+ 44 (0) 113 395 6201
wsp.com

CLIENT:
KIRKLEES COUNCIL

ARCHITECT:
N/A

SITE/PROJECT:
HECKMONDWIKE BUS HUB

TITLE:
SWEPT PATH ANALYSIS
STAND 6, DENTIST & LAYOVER

SCALE @ A1:	CHECKED:		APPROVED:
1:250	DB		DB
PROJECT NO:	DESIGNED: CMD	DRAWN: LC	DATE: April 23

DRAWING No: TCF-WSP-KIR-HECK-DR-CH-01_10
REV: P08

© WSP UK Ltd

File name \\UK.WSPGROUP.COM\CENTRAL DATA\PROJECTS\70078XXX\70078585 - WYCA TCF KIRKLEES - HECKMONDWIKE BUS HUB\03 WIP\CV CIVIL ENGINEERING\03 DRAWINGS\TCF-WSP-KIR-HECK-DR-CH-01_10.DWG, printed on 19 April 2023 14:51:26, by Cooper, Chris