

DO NOT SCALE

UNTIL TECHNICAL APPROVAL HAS BEEN OBTAINED FROM THE RELEVANT LOCAL AUTHORITIES OR STATUTORY BODIES, IT SHOULD BE UNDERSTOOD THAT ALL DRAWINGS ARE ISSUED AS PRELIMINARY AND NOT FOR CONSTRUCTION. SHOULD THE CONTRACTOR AND / OR EMPLOYER COMMENCE WORK PRIOR TO APPROVAL BEING GIVEN, IT IS ENTIRELY AT THEIR OWN RISK

REV	DATE	BY	DESCRIPTION	CHK	APP
P04	01/06/2023	MW	FOOTPATH WIDTH ON SECTION B-B AND C-C REVISED	NS	DB
P03	09/01/2023	MW	DRAWING REFERENCE NOTE ADDED	NS	DB
P02	05/01/2023	MW	SECTION C-C ADDED	NS	DB
P01	02/12/2022	MW	FIRST ISSUE	NS	DB

DRAWING STATUS: S2 - FOR INFORMATION



3 Wellington Place, Leeds, LS1 4AP, UK
T+ 44 (0) 113 395 6200, F+ 44 (0) 113 395 6201
wsp.com

CLIENT: BDW HOMES WEST YORKSHIRE

ARCHITECT: JRP ARCHITECTURE

PROJECT: WHITECHAPEL ROAD, CLEACKHEATON

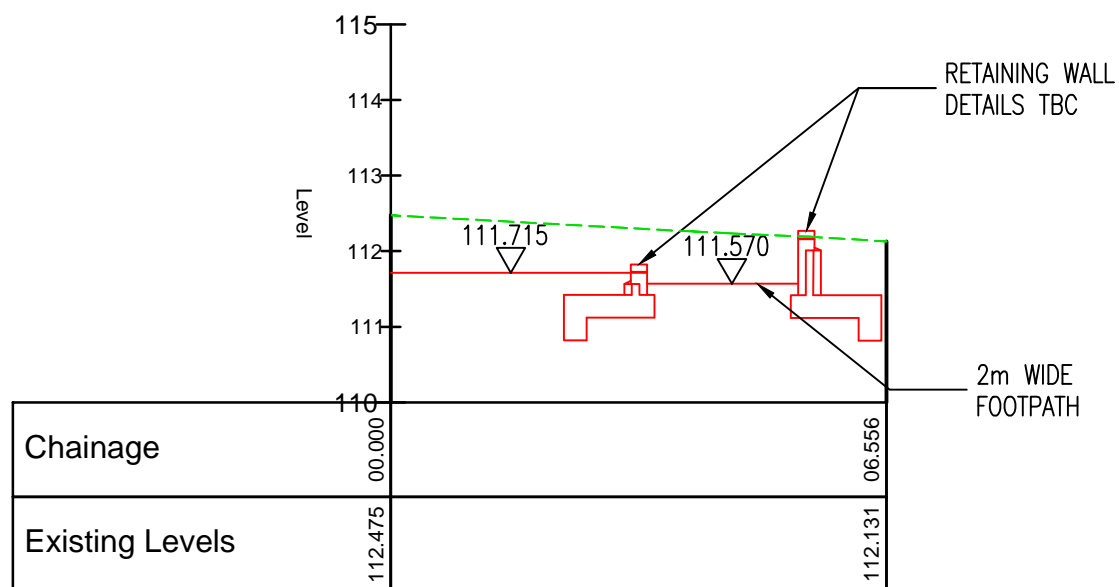
TITLE: RETAINING WALL SECTIONS

SCALE @ A3: 1:100 CHECKED: NS APPROVED: DB

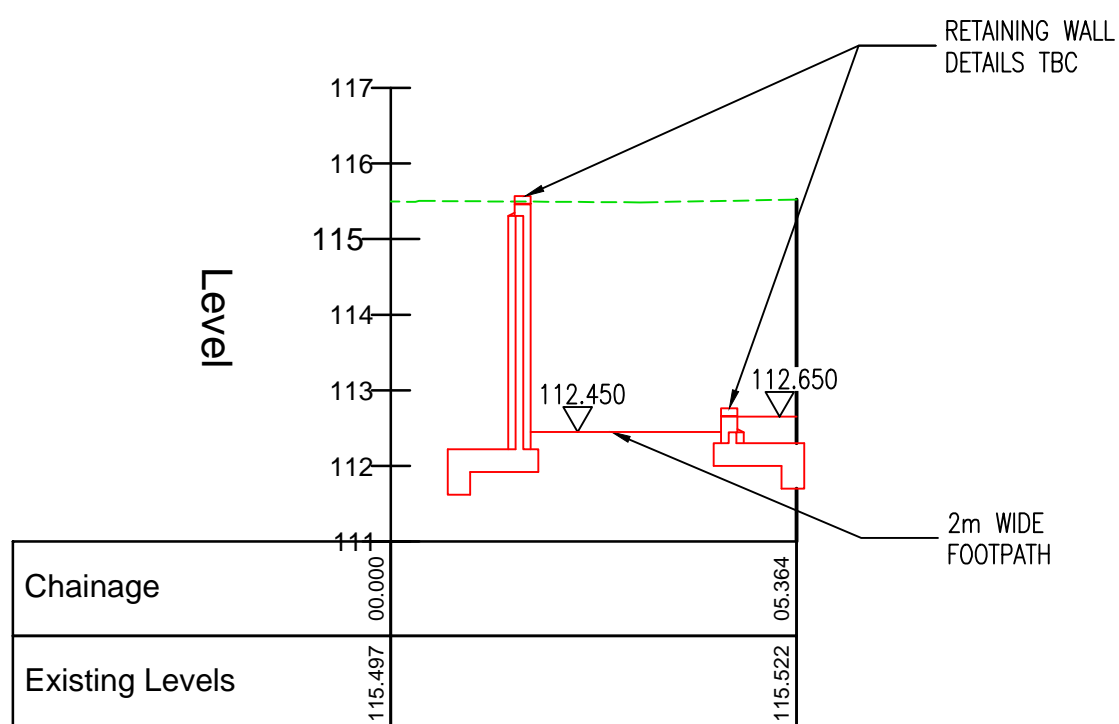
PROJECT No: 70055404 DESIGNED: MW DRAWN: MW DATE: December 23

DRAWING No: H8040-0744_DETAILS - ENGINEERING_AFU_-_S38 PH3 RETAINING WALL SECTIONS_ REV: P04

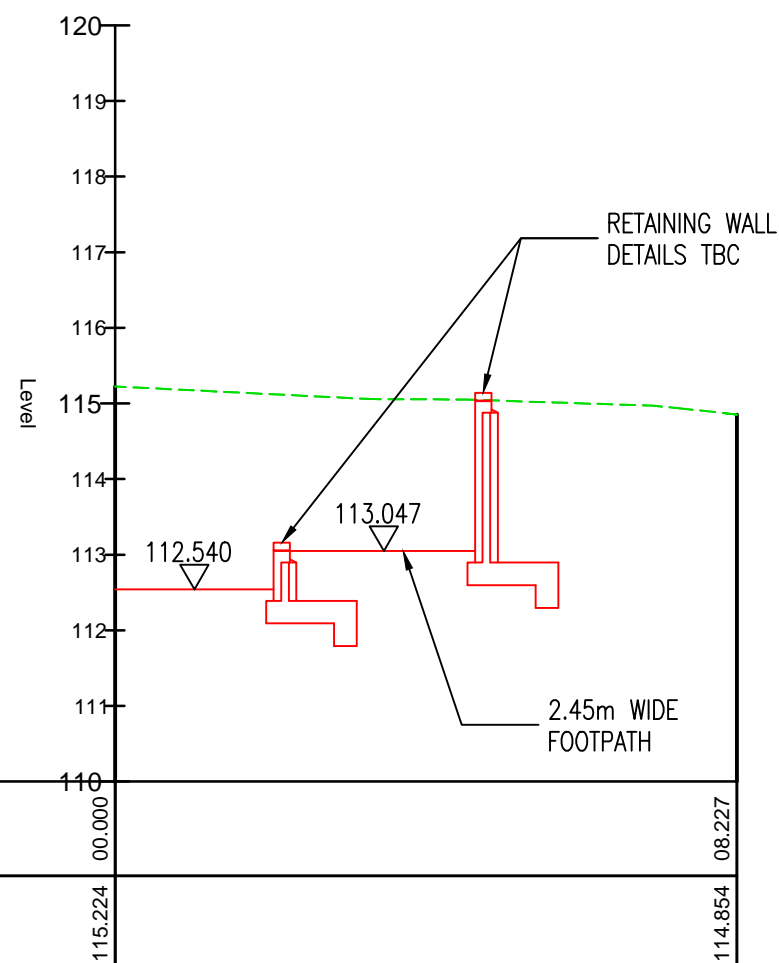
© WSP UK Ltd



PROPOSED PROW SECTION B-B
SCALE: H 1:100, V 1:100



PROPOSED PROW SECTION C-C
SCALE: H 1:100, V 1:100



PROPOSED PROW SECTION A-A
SCALE: H 1:100, V 1:100

REFER TO DRAWING NUMBER H8040-0009_DETAILS - ENGINEERING_AFU_-_S38 PROW LEVELS PLANS_SHEET_4 OF 4 FOR LOCATION OF THESE SECTION LINES