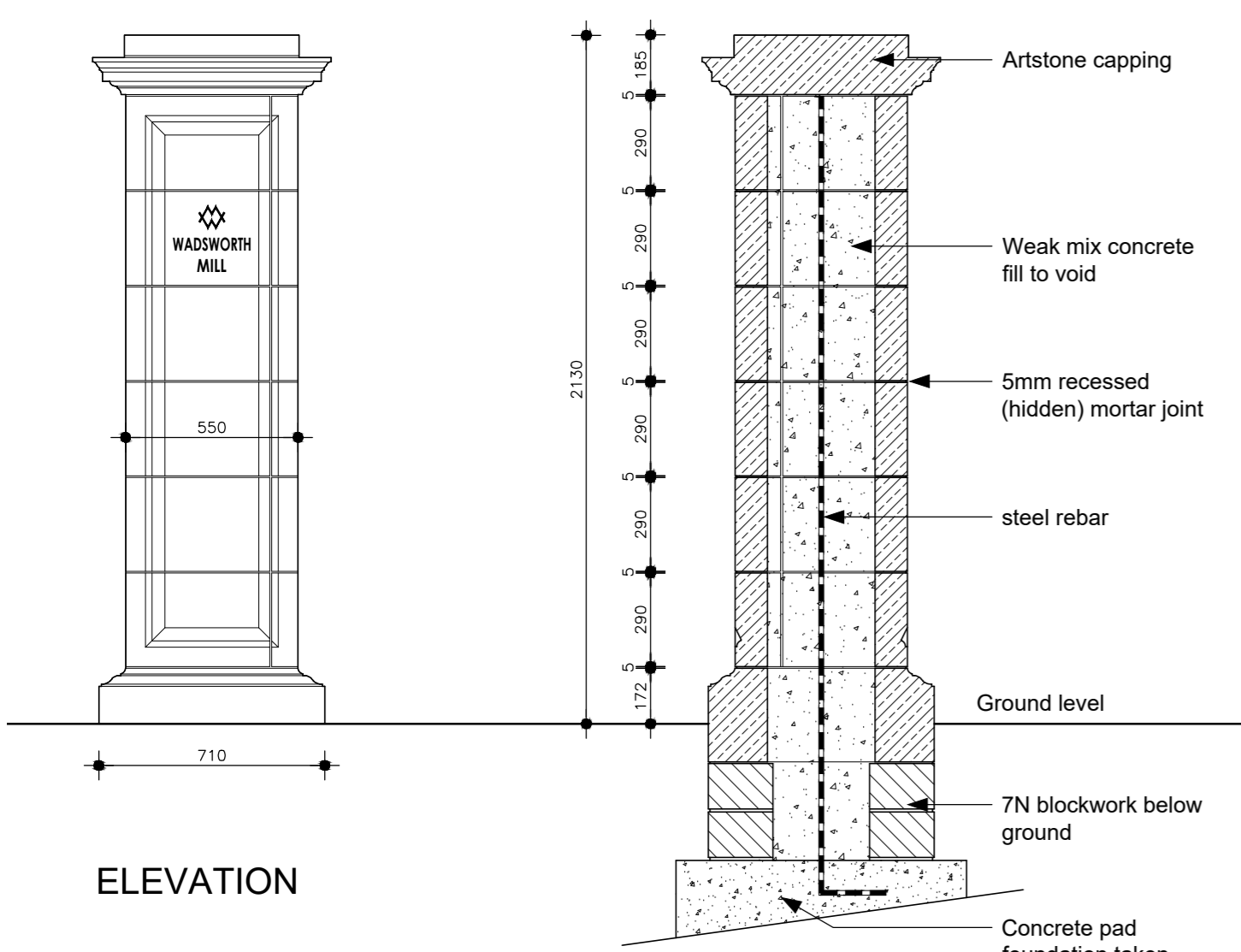


REVISION			
* MB	30.07.21	First issue.	
A MB	26.10.21	Drawing amended to match Technical Layout revision B.	
B MB	28.04.22	Drawing amended to match Technical Layout revision D.	
C MB	08.09.22	Drawing amended to match Technical Layout revision E.	
D MB	14.02.23	Drawing amended to match Technical Layout revision F.	

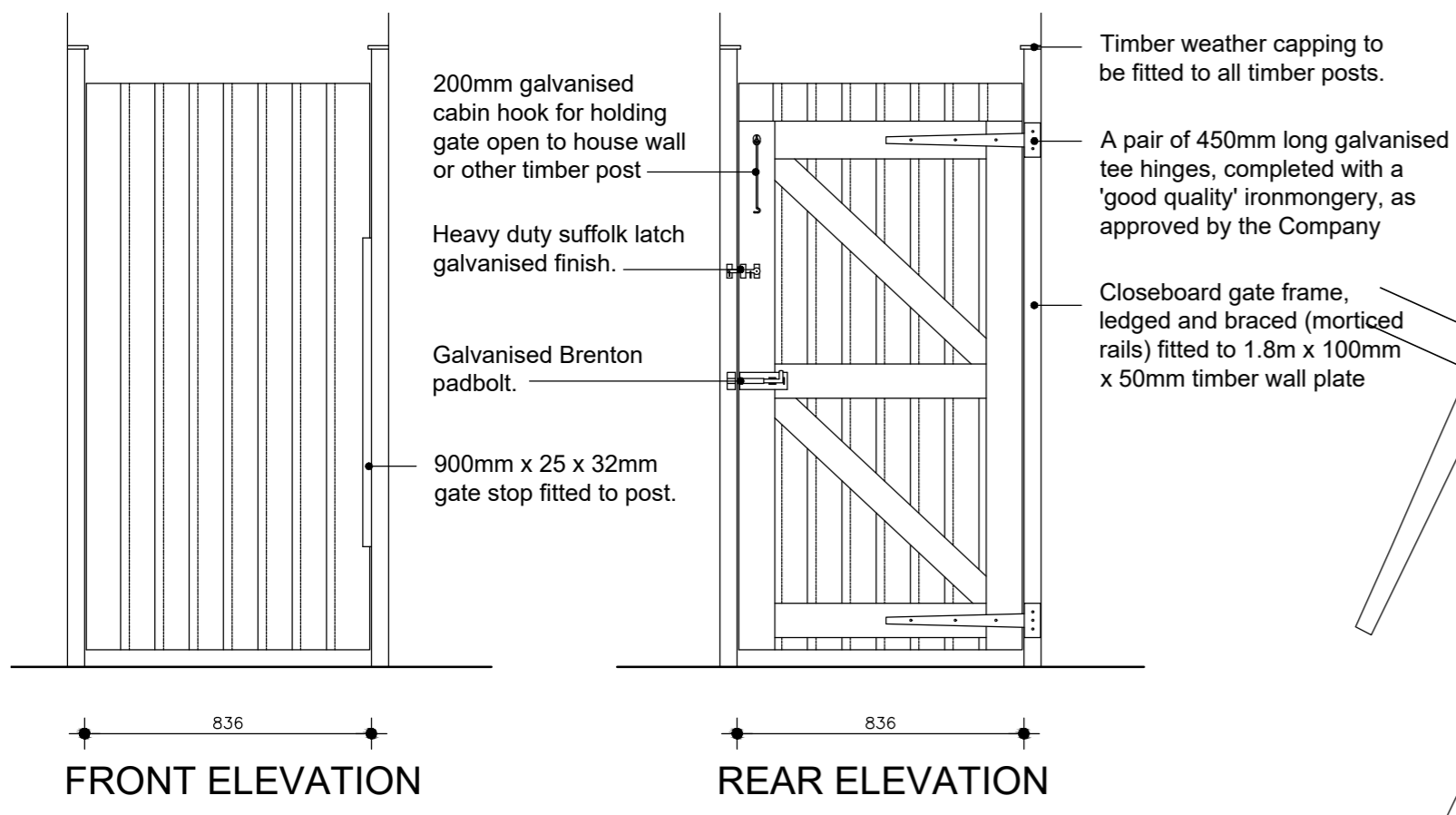


ELEVATION

SECTION

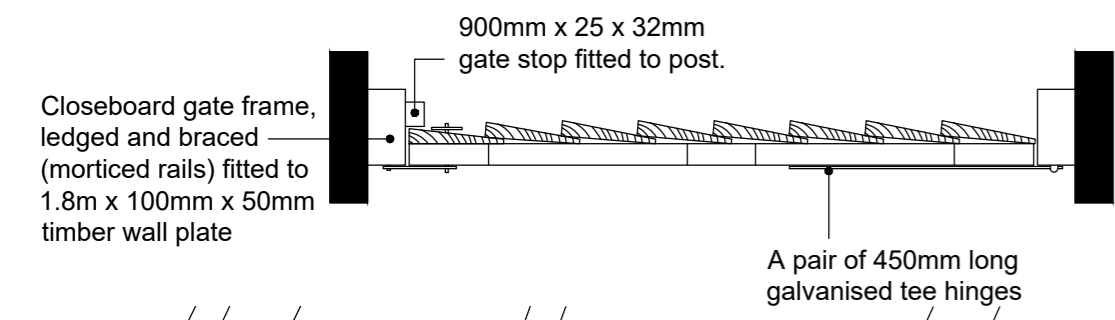
ARTSTONE GATEPOST

GATE DETAILS



FRONT ELEVATION

REAR ELEVATION



PLAN Scale 1:10



Legend			
Type	Ref on Tech Layout	Length	Notes (approx. Gates not included)
1.8m high BRICK wall	W1	67 m	
1.8m high BRICK wall and fence	W2	63 m	
1.8m high ARTSTONE wall	W3	48 m	
1.8m high ARTSTONE wall and fence	W4	57 m	
1.8m high close boarded timber screen fence	F1	1563 m	
1.5m high close boarded timber screen fence with trellis above	F2	390 m	
1.2m high post and three rail fence	F4	116 m	
0.45m high knee rail fence	F6	130 m	
Acoustic fence - refer to Noise Assessment for details	F7&F9	272 m	
Estate railings	F8	123 m	
1.5m high post and four rail fence	F10	96 m	
1.1m high (guarding) railings painted black		320 m	
Gate posts		2 no.	
Secure timber gate		124 no.	
Bin/cycle store		4 no.	
Hedgehog access			

BOUNDARY TREATMENT PLAN 01

PROJECT: RESIDENTIAL DEVELOPMENT
 WHITECHAPEL ROAD
 CLECKHEATON
 DRAWN: MB SCALE: 1:500 @ A1 DATE: JULY 2021
 JOB REF: H8040 DWG. NO: BTP 01 REVISION: D

Chris Gothard Architectural Ltd.
 queens lower lodge
 77-79 east bank road
 sheffield S2 3PX
 T: 0114 2750263
 M: 07443 596098
 E: info.cga@btconnect.com
 Company No. 9118738

BARRATT HOMES
 Raynham House, 2 Capital Close, Morley, Leeds, LS27 0WH
 Tel: 0113 307 6850 Fax: 0113 307 6934

© COPYRIGHT EXISTS ON THE DESIGNS AND INFORMATION SHOWN ON THIS DRAWING. DO NOT SCALE FROM DRAWING ALL DIMENSIONS TO BE VERIFIED ON SITE PRIOR TO COMMENCING ANY WORK