
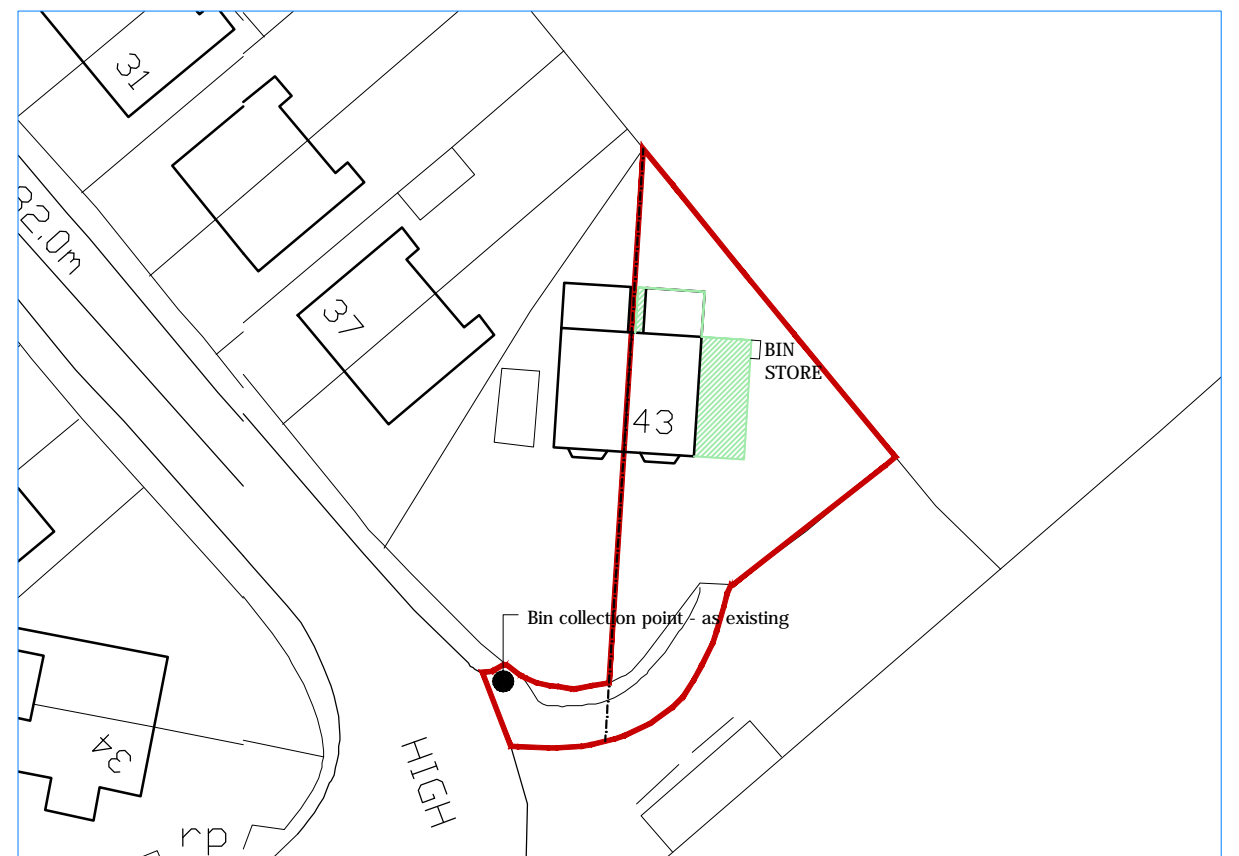



1. Site Location Plan  
Scale 1:1250



2. Existing Site Layout  
Scale 1:500



3. Proposed Site Layout  
Scale 1:500



DME Group Ltd  
21A Phoebe Lane Industrial Estate,  
Phoebe Lane, Halifax, HX3 9EX  
  
T: +44 (0)300 303 3168  
E: hello@drawmyextension.co.uk  
W: www.drawmyextension.co.uk

All work to be carried out in accordance with the requirements of the Building Regulations and the Water Authority Regulations currently in force.  
  
Do not scale from this drawing. DME Group to be notified of any discrepancies.  
  
Verify relevant dimensions on site before commencing work or preparing shop drawings.  
  
This drawing is copyright.

REV	DATE	AMENDMENT
A	13.01.21	Bin Store Shown

PROJECT  
Proposed Extension  
43 High Lane  
Huddersfield  
HD4 6RL

DRAWING TITLE  
Site Plans

PROJECT NO.	DRAWING NO.	REVISION
20050	01	A
STATUS PLANNING SUBMISSION		
SCALE	varies at A3	DATE Nov 20
		DRAWN SS