

TRANSYT 15
Version: 15.5.2.7994 © Copyright TRL Limited, 2018
For sales and distribution information, program advice and maintenance, contact TRL: +44 (0)1344 379777 software@trl.co.uk www.trisoftware.co.uk
The users of this computer program for the solution of an engineering problem are in no way relieved of their responsibility for the correctness of the solution

Filename: M62 JN 28 CRF Scheme_Mar 20- Scenario 4b-PM - Mitigation - Revised LCC Scheme.t15
Path: Z:\Projects\10127ITM Capitol Park, Leeds F2 (F1A)\Tech\Transyt\TRANSYT - AGREED HE_LCC BASE MODEL (MARCH 2020)\Post-Submission Work
Report generation date: 16/07/2021 13:22:36

»Network Diagrams

«A2 - 2019 Base + Committed + Cumulative PM - Mitigation + LCC Revsied Scheme : D2 - 2019 Base + Committed + Cumulative PM - Mitigation + Revised LCC Scheme* :

- »Summary
- »Network Options
- »Traffic Nodes
- »Arms and Traffic Streams
- »Pedestrian Crossings
- »Local OD Matrix - Local Matrix: 1
- »Signal Timings
- »Results - Link
- »Results - Traffic Stream
- »Data Entry - Stage Start and End
- »Data Entry - Phase
- »Data Entry - Traffic Stream
- »Data entry - Link
- »Results - Pedestrian
- »Traffic Stream Results
- »Pedestrian Crossing Results
- »Network Results
- »Point to Point Journey Time
- »Final Prediction Table

File summary

File description

File title	(untitled)
Location	
Site number	
UTCRegion	
Driving side	Left
Date	01/03/2017
Version	
Status	(new file)
Identifier	
Client	
Jobnumber	
Enumerator	LEEDS\00730414
Description	

Model and Results

Enable controller offsets	Enable fuel consumption	Enable quick flares	Display journey time results	Display level of service results	Display blocking and starvation results	Display end of red and green queue results	Display excess queue results	Display separate uniform and random results	Display unweighted results	Display TRANSYT 12 style timings	Display effective greens in results	Display Red-With-Amber	Display End-Of-Green Amber

Units

Cost units	Speed units	Distance units	Fuel economy units	Fuel rate units	Mass units	Traffic units input	Traffic units results	Flow units	Average delay units	Total delay units	Rate of delay units
£	kph	m	mpg	l/h	kg	PCU	PCU	perHour	s	-Hour	perHour

Sorting

Show names instead of IDs	Sorting direction	Sorting type	Ignore prefixes when sorting	Analysis/demand set sorting	Link grouping	Source grouping	Colour Analysis/Demand Sets
	Ascending	Numerical		ID	Normal	Normal	✓

Network Diagrams



A2 - 2019 Base + Committed + Cumulative PM - Mitigation + LCC Revised Scheme

D2 - 2019 Base + Committed + Cumulative PM - Mitigation + Revised LCC Scheme*

Summary

Data Errors and Warnings

Severity	Area	Item	Description
Warning	Traffic Stream Data	Arm Bf - Traffic Stream 1	Arm Bf - Traffic Stream 1 is over 200m. Recommend the use of PDM to model platooning effects.
Warning	Traffic Stream Data	Arm Bf - Traffic Stream 2	Arm Bf - Traffic Stream 2 is over 200m. Recommend the use of PDM to model platooning effects.
Warning	Traffic Stream Data	Arm Ff - Traffic Stream 1	Arm Ff - Traffic Stream 1 is over 200m. Recommend the use of PDM to model platooning effects.
Warning	Traffic Stream Data	Arm Ff - Traffic Stream 2	Arm Ff - Traffic Stream 2 is over 200m. Recommend the use of PDM to model platooning effects.
Warning	Traffic Stream Data	Arm xA - Traffic Stream 1	Arm xA - Traffic Stream 1 is over 200m. Recommend the use of PDM to model platooning effects.
Warning	Traffic Stream Data	Arm xA - Traffic Stream 2	Arm xA - Traffic Stream 2 is over 200m. Recommend the use of PDM to model platooning effects.
Warning	Traffic Stream Data	Arm TC38 - Traffic Stream 1	Traffic Stream 1: CTM uses a whole number of cells. CTM is using the length adjusted by 30%.
Warning	Pedestrian Crossing Data	Pedestrian crossing 18	Pedestrian Crossing 18: Traffic Node ID 771-2 is missing.
Warning	Pedestrian Crossing Data	Pedestrian crossing 19	Pedestrian Crossing 19: Traffic Node ID 771-2 is missing.
Warning	Traffic Stream Signals	Arm TC5 - Traffic Stream 4 - Signals (TC777-1, C)	Traffic Stream 4 controlling phase C never runs in the current stage sequence.
Warning	Traffic Stream Signals	Arm TC42 - Traffic Stream 1 - Signals (TC777-1, E)	Traffic Stream 1 controlling phase E never runs in the current stage sequence.
Info	Arm Data	Arm xC	No traffic node specified for arm(s): xC
Info	Traffic Stream Signals	Arm TC5 - Traffic Stream 4 - Signals (TC777-1, C)	Traffic Stream 4 controlling phase C never runs in stage sequence 1.
Info	Traffic Stream Signals	Arm TC42 - Traffic Stream 1 - Signals (TC777-1, E)	Traffic Stream 1 controlling phase E never runs in stage sequence 1.

Run Summary

Analysis set used	Run start time	Run finish time	Modelling start time (HH:mm)	Network Cycle Time (s)	Performance Index (£ per hr)	Total network delay (PCU-hr/hr)	Highest DOS (%)	Item with highest DOS	Number of oversaturated items	Percentage of oversaturated items (%)	Item with worst signalised PRC	Item with worst unsignalised PRC	Item with worst over PR
2	16/07/2021 13:21:41	16/07/2021 13:21:54	16:30	60	9815.29	625.85	117.94	49/2	15	9	TC5/4	49/2	TC5

Analysis Set Details

Name	Description	Demand set	Include in report	Locked
2019 Base + Committed + Cumulative PM - Mitigation + LCC Revised Scheme		D2	✓	

Demand Set Details

Name	Description	Composite	Demand sets	Start time (HH:mm)	Locked
2019 Base + Committed + Cumulative PM - Mitigation + Revised LCC Scheme				16:30	

Network Options

Network timings

Network cycle time (s)	Restrict to SCOOT cycle times	Time segment length (min)	Number of time segments	Modelled time period (min)
60		60	1	60

Signals options

Start displacement (s)	End displacement (s)
2	3

Advanced

Phase minimum broken penalty (£)	Phase maximum broken penalty (£)	Intergreen broken penalty (£)	Starting Red-with-Amber (s)
10000.00	10000.00	10000.00	2

Traffic options

Traffic model	Vehicle flow scaling factor (%)	Pedestrian flow scaling factor (%)	Cruise times or speeds
Platoon Dispersion (PDM)	100	100	Cruise Speeds

Advanced

Resolution	DOS Threshold (%)	Cruise scaling factor (%)	Use link stop weightings	Use link delay weightings	Exclude pedestrians from results calculation	Random delay mode	Type of Vehicle-in-Service	Type of random parameter	PCU Length (m)	Calculate results for Path Segments	Generate PDM Profile Data
1	90	100	✓	✓		Complex	Uniform (TRANSYT)	Uniform (TRANSYT)	5.75		✓

Normal Traffic parameters

Dispersion type	Dispersion coefficient	Travel time coefficient
Default	35	80

Normal Traffic Types

Name	PCU Factor
Normal	1.00

Bus parameters

Name	PCU Factor	Dispersion type	Acceleration (ms ^[-2])	Stationary time coefficient	Cruise time coefficient
Bus	1.00	Default	0.94	30	85

Tram parameters

Name	PCU Factor	Dispersion type	Acceleration (ms ^[-2])	Stationary time coefficient	Cruise time coefficient
Tram	1.00	Default	0.94	100	100

Pedestrian parameters

Dispersion type
Default

Optimisation options

Enable optimisation	Auto redistribute	Optimisation level	Enable OUT Profile accuracy
✓		Offsets And Green Splits	✓

Advanced

Optimisation type	Hill climb increments	OUTProfile accuracy	Use enhanced optimisation	Auto optimisation order	Optimisation order	Master controller	Offsets relative to master controller	Master controller offset after each run
Hill Climb (Fast)	15, 40, -1, 15, 40, 1, -1, 1	50, 50, 5, 5, 0.5, 0.5, 0.05, 0.05		✓	769-1, 769-2, 770-1, 770-3, 771-1, 771-2, TC777-1, TC777-2, 11			Do nothing

Economics

Vehicle Monetary Value Of Delay (£ per PCU-hr)	Vehicle Monetary Value Of Stops (£ per 100 stops)	Pedestrian monetary value of delay (£ per Ped-hr)
14.20	2.60	14.20

Traffic Nodes

Traffic Nodes

Traffic node	Name	Description
(ALL)	(untitled)	

Arms and Traffic Streams

Arms

Arm	Name	Description	Traffic node
A	Dewsbury Rd SB		6
Ac	(untitled)		6
Acf	(untitled)		6
Af	Dewsbury Rd SB		6
B	M62 WB off slip		1
Bc	(untitled)		1
Bcf	(untitled)		1
Bf	M62 WB off slip		1
C	Bradford Rd WB		2
Cf	Bradford Rd WB		2
D	Dewsbury Rd NB		3
Dc	(untitled)		3
Dcf	(untitled)		3
Df	Dewsbury Rd NB		3-2
Dxp	Dewsbury Rd exit SB (ped)		3-2
Ec	(untitled)		4
Ecf	(untitled)		4
Ef	Bradford Rd EB		4
Exp	Bradford Rd exit WB (ped)		4-2
F	M62 EB off slip		5
Fc	(untitled)		5
Ff	M62 EB off slip		5
G	(untitled)		2
Gf	(untitled)		4
xA	Dewsbury Rd exit NB		10
xB	M62 EB on slip		
xC	(untitled)		
xD	Dewsbury Rd exit SB		
xE	Bradford Rd exit WB		
xF	M62 WB on slip		
Cc1	(untitled)		2
E1	Bradford Rd EB (left)		4
Gf1	(untitled)		4
Cc2	(untitled)		2
E2	Bradford Rd EB (ahead)		4
TC5	(untitled)		TC771-6
TC9	(untitled)		TC771-6
TC35	(untitled)		TC771-6
TC36	(untitled)		TC771-6
TC37	(untitled)		TC771-6
TC38	(untitled)		TC771-6
TC39	(untitled)		TC771-6
TC40	(untitled)		TC771-6
TC41	(untitled)		TC771-6
TC42	(untitled)		TC771-6
TC43	(untitled)		
47	(untitled)		2
48	(untitled)		2
49	(untitled)		TC771-6
50	(untitled)		1
51	(untitled)		4-2
53			TC771-6
54			3-2

Traffic Streams

Arm	Traffic Stream	Name	Description	Auto length	Length (m)	Has Saturation Flow	Saturation flow source	Saturation flow (PCU/hr)	Auto-calculate cell saturation flow	Cell saturation flow (PCU/hr)	Is signal controlled	Is give way	Traffic type	Allow Nearside Turn On Red
A	1	(untitled)	M62E	✓	70.69	✓	Directly entered	2050		2050	✓		Normal	
	2	(untitled)	Wake	✓	73.01	✓	Directly entered	2050		2050	✓		Normal	
	3	(untitled)	Dews	✓	74.71	✓	Directly entered	2050		2050	✓		Normal	
	4	(untitled)	Brad/M62W	✓	76.41	✓	Directly entered	2050		2050	✓		Normal	
Ac	1	(untitled)	M62E	✓	89.10	✓	Directly entered	2263		2263	✓		Normal	
	2	(untitled)	Wake	✓	86.29	✓	Directly entered	2263		2263	✓		Normal	
	3	(untitled)	Dews/Brad	✓	82.56	✓	Directly entered	2263		2263	✓		Normal	
Acf	1	(untitled)		✓	71.57	✓	Directly entered	2263		2263			Normal	
	2	(untitled)		✓	71.88	✓	Directly entered	2263		2263			Normal	
Af	1	(untitled)	M62E/Wake	✓	55.35	✓	Directly entered	2050		2050			Normal	
	2	(untitled)	Dews	✓	55.14	✓	Directly entered	2050		2050			Normal	
	3	(untitled)	Brad/M62W	✓	55.30	✓	Directly entered	2050		2050			Normal	
B	1	(untitled)	Wake/Dews	✓	94.67	✓	Directly entered	2050		2050	✓		Normal	
	2	(untitled)	Brad	✓	97.18	✓	Directly entered	2150		2150	✓		Normal	
	3	(untitled)	Leeds	✓	99.69	✓	Directly entered	2100		2100	✓		Normal	
	4	(untitled)		✓	102.42	✓	Directly entered	2050		2050	✓		Normal	
Bc	1	(untitled)	Wake	✓	133.42	✓	Directly entered	2050		2050	✓		Normal	
	2	(untitled)	Dews	✓	132.05	✓	Directly entered	2050		2263	✓		Normal	
	3	(untitled)	Brad/M62W	✓	130.69	✓	Directly entered	2050		2050	✓		Normal	
Bcf	1	(untitled)		✓	68.43	✓	Directly entered	2263		2263			Normal	
	2	(untitled)		✓	68.75	✓	Directly entered	2263		2050			Normal	
	3	(untitled)		✓	67.45	✓	Directly entered	2263		2050			Normal	
	4	(untitled)		✓	67.45	✓	Directly entered	2263		2050			Normal	
Bf	1	(untitled)		✓	227.81	✓	Sum of lanes	1800		1600			Normal	
	2	(untitled)		✓	228.44	✓	Sum of lanes	1800		1700			Normal	
C	1	(untitled)	Dews/Brad	✓	121.13	✓	Directly entered	2100		2050	✓		Normal	
	2	(untitled)	M62W/Brad/Leeds	✓	122.36	✓	Directly entered	2200		2100	✓		Normal	
	3	(untitled)	Leeds/M62E	✓	124.35	✓	Directly entered	2050		1900	✓		Normal	
Cf	1	(untitled)		✓	144.60	✓	Sum of lanes	1965		1965			Normal	
	2	(untitled)		✓	145.86	✓	Sum of lanes	1965		1965			Normal	
	1	(untitled)	Brad/M62		55.00	✓	Directly entered	2050		2050	✓		Normal	

D	2	(untitled)	Leeds		55.00	✓	Directly entered	1850		2075	✓		Normal
	3	(untitled)	Leeds/M62/Wake	✓	56.07	✓	Directly entered	2250		2250	✓		Normal
	4	(untitled)	Leeds/M62/Wake	✓	59.77	✓	Directly entered	2250		2250	✓		Normal
Dc	1	(untitled)	Brad	✓	50.27	✓	Directly entered	2100		2100	✓		Normal
	2	(untitled)	Brad/M62W	✓	48.34	✓	Directly entered	2100		2100	✓		Normal
	3	(untitled)	Leeds	✓	46.42	✓	Directly entered	2100		2100	✓		Normal
	4	(untitled)	Leeds/M62E	✓	44.49	✓	Directly entered	2100		2100	✓		Normal
Dcf	1	(untitled)		✓	65.95	✓	Directly entered	2050		2050			Normal
	2	(untitled)		✓	65.92	✓	Directly entered	2100		2100			Normal
	3	(untitled)		✓	66.37	✓	Directly entered	2100		2100			Normal
	4	(untitled)		✓	66.58	✓	Directly entered	2100		2100			Normal
	5	(untitled)		✓	66.90	✓	Directly entered	2100		2100			Normal
	6	(untitled)		✓	67.13	✓	Directly entered	2100		2100			Normal
Df	1	(untitled)			200.00	✓	Sum of lanes	1900			✓		Normal
	2	(untitled)			200.00	✓	Directly entered	2250			✓		Normal
Dxp	1	(untitled)		✓	46.62	✓	Directly entered	2050			✓		Normal
	2	(untitled)		✓	48.64	✓	Directly entered	2050			✓		Normal
Ec	1	(untitled)	M62W	✓	50.09	✓	Directly entered	2150		2150	✓		Normal
	2	(untitled)	Leeds	✓	48.43	✓	Directly entered	2263		2263	✓		Normal
	3	(untitled)	Leeds	✓	46.77	✓	Directly entered	2263		2263	✓		Normal
	4	(untitled)	M62E	✓	45.11	✓	Directly entered	2250		2250	✓		Normal
Ecf	1	(untitled)		✓	45.94	✓	Directly entered	2100		2100			Normal
	2	(untitled)		✓	46.37	✓	Directly entered	2100		2100			Normal
	3	(untitled)		✓	46.93	✓	Directly entered	2263		2263			Normal
	4	(untitled)		✓	47.50	✓	Directly entered	2300		2300			Normal
	5	(untitled)		✓	48.55	✓	Directly entered	2300		2300			Normal
Ef	1	(untitled)		✓	127.54	✓	Directly entered	1900					Normal
	2	(untitled)		✓	127.54	✓	Sum of lanes	1900					Normal
Exp	1	(untitled)		✓	51.83	✓	Directly entered	2050		2100	✓		Normal
	2	(untitled)		✓	53.71	✓	Directly entered	2050		2100	✓		Normal
F	1	(untitled)	Leeds	✓	85.13	✓	Directly entered	2100		2100	✓		Normal
	2	(untitled)	Wake	✓	85.72	✓	Directly entered	2100		2100	✓		Normal
	3	(untitled)	Dews/Brad	✓	87.25	✓	Directly entered	2100		2100	✓		Normal
	1	(untitled)	Leeds	✓	180.19	✓	Directly entered	2263		2263	✓		Normal

Fc	2	(untitled)	Leeds	✓	178.43	✓	Directly entered	2263		2263	✓		Normal
	3	(untitled)	M62E/Dews	✓	177.26	✓	Directly entered	2263		2263	✓		Normal
Ff	1	(untitled)		✓	275.73	✓	Sum of lanes	1900		1900			Normal
	2	(untitled)		✓	275.39	✓	Sum of lanes	1900		1900			Normal
G	1	(untitled)		✓	156.15	✓	Directly entered	2050		2050	✓		Normal
	2	(untitled)		✓	152.60	✓	Directly entered	2050		2050	✓		Normal
Gf	1	(untitled)		✓	38.89	✓	Directly entered	2050		2050			Normal
	2	(untitled)		✓	38.45	✓	Directly entered	2050		2050			Normal
xA	1	(untitled)		✓	231.18	✓	Directly entered	2263		2263			Normal
	2	(untitled)		✓	232.02	✓	Directly entered	2263		2263			Normal
xB	1	(untitled)		✓	77.15								Normal
xC	1	(untitled)		✓	115.60	✓	Sum of lanes	1900		1900			Normal
	2	(untitled)		✓	115.98	✓	Sum of lanes	1900		1900			Normal
xD	1	(untitled)		✓	121.71								Normal
	2	(untitled)		✓	122.74								Normal
xE	1	(untitled)		✓	173.89								Normal
	2	(untitled)		✓	173.83								Normal
xF	1	(untitled)		✓	162.53								Normal
Cc1	1	(untitled)	Wake	✓	95.84	✓	Directly entered	2050		2050	✓		Normal
E1	1	(untitled)	M62W/Leeds		80.00	✓	Directly entered	2050		1900	✓		Normal
	2	(untitled)	Leeds/M62E		80.00	✓	Directly entered	2200		2100	✓		Normal
Gf1	1	(untitled)		✓	47.81							✓	Normal
Cc2	2	(untitled)	Dews	✓	90.61	✓	Directly entered	2150		2100	✓		Normal
	3	(untitled)	Brad/M62W	✓	89.36	✓	Directly entered	2050		2050	✓		Normal
	4	(untitled)	Dews/Brad	✓	90.73	✓	Directly entered	2150		2100	✓		Normal
	5	(untitled)	Leeds	✓	88.39	✓	Directly entered	2050		2050	✓		Normal
	6	(untitled)	Leeds	✓	87.97	✓	Directly entered	2050		2050	✓		Normal
E2	3	(untitled)	Wake	✓	53.28	✓	Directly entered	2150		2050	✓		Normal
	4	(untitled)	Wake	✓	54.33	✓	Directly entered	2050		2050	✓		Normal
TC5	2	(untitled)		✓	23.03	✓	Sum of lanes	2263		2263	✓		Normal
	3	(untitled)		✓	23.02	✓	Directly entered	2263		2263	✓		Normal
	4	(untitled)		✓	24.43	✓	Sum of lanes	1800		2263	✓		Normal
TC9	1	(untitled)		✓	91.71	✓	Directly entered	1925		1925	✓		Normal
	2	(untitled)		✓	92.11	✓	Sum of lanes	1966		1966	✓		Normal
	3	(untitled)		✓	92.69	✓	Sum of lanes	1947		1947	✓		Normal
TC35	1	(untitled)		✓	24.16	✓	Directly entered	1900		2263	✓		Normal
TC36	1	(untitled)		✓	25.22	✓	Sum of lanes	1800					Normal

TC37	1	(untitled)		✓	44.32	✓	Directly entered	1850		1850	✓		Normal
TC38	1	(untitled)		✓	21.32	✓	Directly entered	1850		1850		✓	Normal
TC39	2	(untitled)		✓	35.24	✓	Directly entered	2263		2263			Normal
	3	(untitled)		✓	33.28	✓	Directly entered	2263		2263			Normal
TC40	2	(untitled)		✓	58.74								Normal
	3	(untitled)		✓	55.82								Normal
TC41	1	(untitled)		✓	54.63	✓	Directly entered	1850		1850	✓		Normal
	2	(untitled)		✓	55.07	✓	Directly entered	1850		1850	✓		Normal
TC42	1	(untitled)		✓	23.35	✓	Sum of lanes	1771			✓		Normal
TC43	1	(untitled)		✓	52.01	✓	Sum of lanes	1800					Normal
47	1	(untitled)		✓	133.63	✓	Directly entered	1300		1300			Normal
48	1	(untitled)		✓	55.12	✓	Sum of lanes	1965					Normal
49	1	(untitled)		✓	26.24	✓	Directly entered	1900					Normal
	2	(untitled)		✓	26.24	✓	Directly entered	1900					Normal
50	1	(untitled)		✓	48.15	✓	Sum of lanes	1900					Normal
51	1	(untitled)		✓	37.47	✓	Sum of lanes	1900					Normal
53	1				91.00	✓	Sum of lanes	1800			✓		Normal
54	1				200.00	✓	Sum of lanes	1800			✓		Normal

Lanes

Arm	Traffic Stream	Lane	Name	Description	Use RR67	Surface condition	Site quality factor	Gradient (%)	Width (m)	Use connector turning radius	Proportion that turn (%)	Turning radius (m)	Nearside lane	Saturation flow (PCU/hr)
A	1	1	(untitled)											
	2	2	(untitled)											
	3	3	(untitled)											
	4	4	(untitled)											
Ac	1	1	(untitled)											
	2	2	(untitled)											
	3	3	(untitled)											
Acf	1	1	(untitled)											
	2	2	(untitled)											
Af	1	1	(untitled)											
	2	2	(untitled)											
	3	3	(untitled)											
B	1	1	(untitled)											
	2	2	(untitled)											
	3	3	(untitled)											
	4	4	(untitled)											
Bc	1	1	(untitled)											
	2	1	(untitled)											
	3	1	(untitled)											
Bcf	1	1	(untitled)											
	2	1	(untitled)											
	3	1	(untitled)											
	4	1	(untitled)											

xE	1	1	(untitled)											
	2	2	(untitled)											
xF	1	1	(untitled)											
Cc1	1	1	(untitled)											
E1	1	1	(untitled)											
	2	2	(untitled)											
Gf1	1	1	(untitled)											
Cc2	2	2	(untitled)											
	3	3	(untitled)											
	4	4	(untitled)											
	5	5	(untitled)											
	6	5	(untitled)											
	E2	3	3	(untitled)										
TC5	2	1	(untitled)		✓	N/A	Clearly Good	0	3.50	✓	0	99999.00		2263
	3	1	(untitled)											
	4	1	(untitled)											1800
TC9	1	1	(untitled)											
	2	1	(untitled)		✓	N/A	Average	0	3.70	✓	0	99999.00		1966
	3	1	(untitled)		✓	N/A	Average	0	3.50	✓	0	99999.00		1947
TC35	1	1	(untitled)											
TC36	1	1	(untitled)											1800
TC37	1	1	(untitled)											
TC38	1	1	(untitled)											
TC39	2	1	(untitled)											
	3	1	(untitled)											
TC40	2	1	(untitled)											
	3	1	(untitled)											
TC41	1	1	(untitled)											
	2	1	(untitled)											
TC42	1	1	(untitled)		✓	N/A	Average	0	3.00	✓	0	9.44	✓	1771
TC43	1	1	(untitled)											1800
47	1	1	(untitled)											
48	1	1	(untitled)											1965
49	1	2	(untitled)											
	2	1	(untitled)											
50	1	1	(untitled)											1900
51	1	1	(untitled)											1900
53	1	1	(untitled)											1800
54	1	1	(untitled)											1800

Modelling

Arm	Traffic Stream	Traffic model	Stop weighting multiplier (%)	Delay weighting multiplier (%)	Assignment Cost Weighting (%)	Exclude from results calculation	Max queue storage (PCU)	Has queue limit	Queue limit (PCU)	Excess queue penalty (£)	Has degree of saturation limit	Degree of saturation limit (%)	Excess degree of saturation penalty (£)	Low degree of saturation penalty (£)
A	1	CTM	100	100	100		0.00							
	2	CTM	100	100	100		0.00							
	3	CTM	100	100	100		0.00							
	4	CTM	100	100	100		0.00							
Ac	1	CTM	100	100	100		0.00							
	2	CTM	100	100	100		0.00							
	3	CTM	100	100	100		0.00							
Acf	1	CTM	100	100	100		0.00							
	2	CTM	100	100	100		0.00							
Af	1	CTM	100	100	100		0.00							
	2	CTM	100	100	100		0.00							
	3	CTM	100	100	100		0.00							

B	1	CTM	100	100	100	0.00								
	2	CTM	100	100	100	0.00								
	3	CTM	100	100	100	0.00								
	4	CTM	100	100	100	0.00								
Bc	1	CTM	100	100	100	0.00								
	2	CTM	100	100	100	0.00								
	3	CTM	100	100	100	0.00								
Bcf	1	CTM	100	100	100	0.00								
	2	CTM	100	100	100	0.00								
	3	CTM	100	100	100	0.00								
	4	CTM	100	100	100	0.00								
Bf	1	CTM	100	100	100	0.00								
	2	CTM	100	100	100	0.00								
C	1	CTM	100	100	100	0.00								
	2	CTM	100	100	100	0.00								
	3	CTM	100	100	100	0.00								
Cf	1	CTM	100	100	100	0.00								
	2	CTM	100	100	100	0.00								
D	1	CTM	100	100	100	0.00								
	2	CTM	100	100	100	0.00								
	3	CTM	100	100	100	0.00								
	4	CTM	100	100	100	0.00								
Dc	1	CTM	100	100	100	0.00								
	2	CTM	100	100	100	0.00								
	3	CTM	100	100	100	0.00								
	4	CTM	100	100	100	0.00								
Dcf	1	CTM	100	100	100	0.00								
	2	CTM	100	100	100	0.00								
	3	CTM	100	100	100	0.00								
	4	CTM	100	100	100	0.00								
	5	CTM	100	100	100	0.00								
	6	CTM	100	100	100	0.00								
Df	1	NetworkDefault	100	100	100	0.00								
	2	NetworkDefault	100	100	100	0.00								
Dxp	1	NetworkDefault	100	100	100	0.00								
	2	NetworkDefault	100	100	100	0.00								
Ec	1	CTM	100	100	100	0.00								
	2	CTM	100	100	100	0.00								
	3	CTM	100	100	100	0.00								
	4	CTM	100	100	100	0.00								
Ecf	1	CTM	100	100	100	0.00								
	2	CTM	100	100	100	0.00								
	3	CTM	100	100	100	0.00								
	4	CTM	100	100	100	0.00								
	5	CTM	100	100	100	0.00								
Ef	1	NetworkDefault	100	100	100	0.00								
	2	NetworkDefault	100	100	100	0.00								
Exp	1	CTM	100	100	100	0.00								
	2	CTM	100	100	100	0.00								
F	1	CTM	100	100	100	0.00								
	2	CTM	100	100	100	0.00								
	3	CTM	100	100	100	0.00								
Fc	1	CTM	100	100	100	0.00								
	2	CTM	100	100	100	0.00								
	3	CTM	100	100	100	0.00								
Ff	1	CTM	100	100	100	0.00								
	2	CTM	100	100	100	0.00	✓	0.00	0.00	✓	2	0.00	0.00	

G	1	CTM	100	100	100	0.00														
	2	CTM	100	100	100	0.00														
Gf	1	CTM	100	100	100	0.00														
	2	CTM	100	100	100	0.00														
xA	1	CTM	100	100	100	0.00														
	2	CTM	100	100	100	0.00														
xB	1	NetworkDefault	100	100	100	0.00														
xC	1	CTM	100	100	100	0.00														
	2	CTM	100	100	100	0.00														
xD	1	NetworkDefault	100	100	100	0.00														
	2	NetworkDefault	100	100	100	0.00														
xE	1	NetworkDefault	100	100	100	0.00														
	2	NetworkDefault	100	100	100	0.00														
xF	1	NetworkDefault	100	100	100	0.00														
Cc1	1	CTM	100	100	100	0.00														
E1	1	CTM	100	100	100	0.00														
	2	CTM	100	100	100	0.00														
Gf1	1	NetworkDefault	100	100	100	0.00														
Cc2	2	CTM	100	100	100	0.00														
	3	CTM	100	100	100	0.00														
	4	CTM	100	100	100	0.00														
	5	CTM	100	100	100	0.00														
	6	CTM	100	100	100	0.00														
E2	3	CTM	100	100	100	0.00														
	4	CTM	100	100	100	0.00														
TC5	2	CTM	100	100	100	0.00														
	3	CTM	100	100	100	0.00														
	4	CTM	100	100	100	0.00														
TC9	1	CTM	100	100	100	0.00														
	2	CTM	100	100	100	0.00														
	3	CTM	100	100	100	0.00														
TC35	1	CTM	100	100	100	0.00														
TC36	1	NetworkDefault	100	100	100	0.00														
TC37	1	CTM	100	100	100	0.00														
TC38	1	CTM	100	100	100	0.00														
TC39	2	CTM	100	100	100	0.00														
	3	CTM	100	100	100	0.00														
TC40	2	PDM	100	100	100	0.00														
	3	PDM	100	100	100	0.00														
TC41	1	CTM	100	100	100	0.00														
	2	CTM	100	100	100	0.00														
TC42	1	NetworkDefault	100	100	100	0.00														
TC43	1	NetworkDefault	100	100	100	0.00														
47	1	CTM	100	100	100	0.00														
48	1	NetworkDefault	100	100	100	0.00														
49	1	NetworkDefault	100	100	100	0.00														
	2	NetworkDefault	100	100	100	0.00														
50	1	NetworkDefault	100	100	100	0.00														
51	1	NetworkDefault	100	100	100	0.00														
53	1	NetworkDefault	100	100	100	0.00														
54	1	NetworkDefault	100	100	100	0.00														

Modelling - Advanced

Arm	Traffic Stream	Initial queue (PCU)	Type of Vehicle-in-Service	Vehicle-in-Service	Type of random parameter	Random parameter	Auto cycle time	Cycle time
(ALL)	(ALL)	0.00	NetworkDefault	Not-Included	NetworkDefault	0.50	✓	60

Normal traffic - Modelling

Arm	Traffic Stream	Stop weighting (%)	Delay weighting (%)
(ALL)	(ALL)	100	100

Normal traffic - Advanced

Arm	Traffic Stream	Dispersion type for Normal Traffic
(ALL)	(ALL)	NetworkDefault

Flows

Arm	Traffic Stream	Total Flow (PCU/hr)	Normal Flow (PCU/hr)
A	1	892	892
	2	394	394
	3	587	587
	4	928	928
Ac	1	829	829
	2	264	264
	3	530	530
Acf	1	1093	1093
	2	530	530
Af	1	1286	1286
	2	587	587
	3	928	928
B	1	109	109
	2	366	366
	3	454	454
	4	396	396
Bc	1	745	745
	2	850	850
	3	1108	1108
Bcf	1	1721	1721
	2	745	745
	3	850	850
	4	1108	1108
Bf	1	475	475
	2	850	850
C	1	443	443
	2	295	295
	3	269	269
Cf	1	443	443
	2	564	564
D	1	393	393
	2	204	204
	3	296	296
	4	405	405
Dc	1	557	557
	2	1064	1064
	3	240	240
	4	524	524
Dcf	1	1062	1062
	2	855	855
	3	557	557
	4	1064	1064
	5	240	240
	6	524	524
Df	1	585	585
	2	701	701

Dxp	1	1062	1062
	2	855	855
Ec	1	693	693
	2	444	444
	3	800	800
	4	380	380
Ecf	1	650	650
	2	1364	1364
	3	444	444
	4	800	800
	5	425	425
Ef	1	798	798
	2	584	584
Exp	1	650	650
	2	671	671
F	1	219	219
	2	269	269
	3	443	443
Fc	1	598	598
	2	832	832
	3	886	886
Ff	1	488	488
	2	443	443
G	1	315	315
	2	315	315
Gf	1	292	292
	2	292	292
xA	1	752	752
	2	872	872
xB	1	1721	1721
xC	1	684	684
	2	679	679
xD	1	1062	1062
	2	855	855
xE	1	650	650
	2	671	671
xF	1	799	799
Cc1	1	734	734
E1	1	292	292
	2	506	506
Gf1	1	45	45
Cc2	2	970	970
	3	769	769
	4	1061	1061
	5	98	98
	6	396	396
	E2	3	292
4		292	292
TC5	2	561	561
	3	872	872
	4	0	0
TC9	1	1076	1076
	2	549	549
	3	714	714
TC35	1	191	191
TC36	1	551	551
TC37	1	107	107
TC38	1	107	107

TC39	2	561	561
	3	872	872
TC40	2	668	668
	3	872	872
TC41	1	196	196
	2	248	248
TC42	1	0	0
TC43	1	0	0
47	1	1363	1363
48	1	1007	1007
49	1	1094	1094
	2	1263	1263
50	1	1325	1325
51	1	931	931
53	1	18	18
54	1	12	12

Signals

Arm	Traffic Stream	Controller stream	Phase	Second phase enabled
A	1	771-2	E	
	2	771-2	E	
	3	771-2	E	
	4	771-2	E	
Ac	1	771-2	D	
	2	771-2	D	
	3	771-2	D	
B	1	769-1	B	
	2	769-1	B	
	3	769-1	B	
	4	769-1	B	
Bc	1	769-1	A	
	2	769-1	A	
	3	769-1	A	
C	1	769-2	G	
	2	769-2	G	
	3	769-2	G	
D	1	770-1	B	
	2	770-1	B	
	3	770-1	B	
	4	770-1	B	
Dc	1	770-1	A	
	2	770-1	A	
	3	770-1	A	
	4	770-1	A	
Df	1	11	B	
	2	11	B	
Dxp	1	770-2	D	
	2	770-2	D	
Ec	1	770-3	F	
	2	770-3	F	
	3	770-3	F	
	4	770-3	F	
Exp	1	770-4	L	
	2	770-4	L	
F	1	771-1	B	
	2	771-1	B	
	3	771-1	B	
	1	771-1	A	

Fc	2	771-1	A
	3	771-1	A
G	1	769-2	F
	2	769-2	F
Cc1	1	769-2	E
E1	1	770-3	G
	2	770-3	G
Cc2	2	769-2	D
	3	769-2	D
	4	769-2	D
	5	769-2	D
	6	769-2	D
E2	3	770-3	H
	4	770-3	H
TC5	2	TC777-1	A
	3	TC777-1	A
	4	TC777-1	C
TC9	1	TC777-1	B
	2	TC777-1	B
	3	TC777-1	B
TC35	1	TC777-1	A
TC37	1	TC777-2	J
TC41	1	TC777-1	D
	2	TC777-1	D
TC42	1	TC777-1	E
53	1	TC777-1	J
54	1	11	A

Entry Sources

Arm	Traffic Stream	Cruise time for Normal Traffic (s)	Cruise speed for Normal Traffic (kph)
Df	1	24.00	30.00
	2	24.00	30.00
Ef	1	15.31	30.00
	2	15.31	30.00
TC36	1	3.03	30.00
TC42	1	2.80	30.00
48	1	6.61	30.00
49	1	3.15	30.00
	2	3.15	30.00
50	1	5.78	30.00
51	1	4.50	30.00
54	1	24.00	30.00

Sources

Arm	Traffic Stream	Source	Source traffic stream	Destination traffic stream	Cruise time for Normal Traffic (s)	Cruise speed for Normal Traffic (kph)	Auto turning radius	Traffic turn style	Turning radius (m)
A	1	1	Af/1	A/1	5.30	48.00	✓	Straight	Straight Movement
	2	1	Af/1	A/2	5.48	48.00	✓	Straight	Straight Movement
	3	1	Af/2	A/3	5.60	48.00	✓	Straight	Straight Movement
	4	1	Af/3	A/4	5.73	48.00	✓	Straight	Straight Movement
Ac	1	1	Acf/1	Ac/1	6.68	48.00	✓	Offside	48.59
	2	1	Acf/1	Ac/2	8.88	35.00	✓	Offside	46.08
	3	1	Acf/2	Ac/3	6.19	48.00	✓	Offside	42.76

Acf	1	1	F/2	Acf/1	5.37	48.00	✓	Straight	Straight Movement
	2	1	F/3	Acf/2	7.39	35.00	✓	Straight	Straight Movement
Af	1	1	TC42/1	Af/1	6.64	30.00	✓	Nearside	10.60
	2	1	TC42/1	Af/2	6.62	30.00	✓	Nearside	10.60
	3	1	TC42/1	Af/3	6.64	30.00	✓	Nearside	10.60
B	1	1	Bf/1	B/1	7.10	48.00	✓	Straight	Straight Movement
	2	1	Bf/1	B/2	7.29	48.00	✓	Straight	Straight Movement
	3	1	Bf/2	B/3	7.48	48.00	✓	Straight	Straight Movement
	4	1	Bf/2	B/4	12.29	30.00	✓	Straight	Straight Movement
Bc	1	1	Bcf/2	Bc/1	10.01	48.00	✓	Offside	37.26
	2	1	Bcf/3	Bc/2	9.90	48.00	✓	Offside	33.95
	3	1	Bcf/4	Bc/3	9.80	48.00	✓	Offside	30.63
Bcf	1	1	A/1	Bcf/1	5.13	48.00	✓	Nearside	75.08
	2	1	A/2	Bcf/2	7.28	34.00	✓	Nearside	78.40
	3	1	A/3	Bcf/3	7.14	34.00	✓	Nearside	81.71
	4	1	A/4	Bcf/4	7.14	34.00	✓	Nearside	85.02
Bf	1	1	50/1	Bf/1	27.34	30.00	✓	Straight	Straight Movement
	2	1	50/1	Bf/2	27.41	30.00	✓	Straight	Straight Movement
C	1	1	Cf/1	C/1	14.54	30.00	✓	Offside	59.30
	2	1	Cf/2	C/2	14.68	30.00	✓	Offside	55.98
	3	1	Cf/2	C/3	14.92	30.00	✓	Offside	53.27
Cf	1	1	48/1	Cf/1	17.35	30.00	✓	Straight	Straight Movement
	2	1	48/1	Cf/2	17.50	30.00	✓	Straight	Straight Movement
D	1	1	Df/1	D/1	4.13	48.00	✓	Straight	Straight Movement
	2	1	Df/1	D/2	4.13	48.00	✓	Straight	Straight Movement
	3	1	Df/2	D/3	4.21	48.00	✓	Straight	Straight Movement
	4	1	Df/2	D/4	4.48	48.00	✓	Straight	Straight Movement
Dc	1	1	Dcf/3	Dc/1	3.77	48.00	✓	Offside	52.98
	2	1	Dcf/4	Dc/2	3.63	48.00	✓	Offside	49.67
	3	1	Dcf/5	Dc/3	3.48	48.00	✓	Offside	46.35
	4	1	Dcf/6	Dc/4	3.34	48.00	✓	Offside	43.04
Dcf	1	1	Cc2/2	Dcf/1	4.95	48.00	✓	Straight	Straight Movement
	2	1	Cc2/4	Dcf/2	4.94	48.00	✓	Straight	Straight Movement
	3	1	Cc2/4	Dcf/3	4.98	48.00	✓	Straight	Straight Movement
	4	1	C/2	Dcf/4	4.99	48.00	✓	Nearside	58.86
	5	1	Cc2/5	Dcf/5	5.02	48.00	✓	Straight	Straight Movement
	6	1	Cc2/6	Dcf/6	5.04	48.00	✓	Offside	96.74
Dxp	1	1	Dcf/1	Dxp/1	3.50	48.00	✓	Nearside	80.62
	2	1	Dcf/2	Dxp/2	3.65	48.00	✓	Nearside	83.93
Ec	1	1	Ecf/2	Ec/1	3.76	48.00	✓	Offside	76.42
	2	1	Ecf/3	Ec/2	3.63	48.00	✓	Offside	73.10
	3	1	Ecf/4	Ec/3	3.51	48.00	✓	Offside	69.79
	4	1	Ecf/5	Ec/4	3.38	48.00	✓	Offside	66.48
	1	1	Dc/1	Ecf/1	3.45	48.00	✓	Offside	76.11
	2	1	Dc/2	Ecf/2	3.48	48.00	✓	Offside	72.80

Ecf	3	1	Dc/3	Ecf/3	3.52	48.00	✓	Offside	69.49
	4	1	Dc/4	Ecf/4	3.56	48.00	✓	Offside	66.17
	5	1	Dc/4	Ecf/5	3.64	48.00	✓	Offside	62.86
Exp	1	1	Ecf/1	Exp/1	3.89	48.00	✓	Nearside	52.96
	2	1	Ecf/2	Exp/2	4.03	48.00	✓	Nearside	56.27
F	1	1	Ff/1	F/1	6.38	48.00	✓	Straight	Straight Movement
	2	1	Ff/1	F/2	6.43	48.00	✓	Straight	Straight Movement
	3	1	Ff/2	F/3	6.54	48.00	✓	Straight	Straight Movement
Fc	1	1	Ec/2	Fc/1	18.53	35.00	✓	Straight	Straight Movement
	2	1	Ec/3	Fc/2	18.35	35.00	✓	Straight	Straight Movement
	3	1	Ec/4	Fc/3	18.23	35.00	✓	Straight	Straight Movement
Ff	1	1	5f/1	Ff/1	33.09	30.00	✓	Straight	Straight Movement
	2	1	5f/1	Ff/2	33.05	30.00	✓	Straight	Straight Movement
G	1	1	Gf/1	G/1	16.06	35.00	✓	Offside	96.83
	2	1	Gf/2	G/2	11.45	48.00	✓	Offside	93.51
Gf	1	1	E2/3	Gf/1	2.92	48.00	✓	Straight	Straight Movement
	2	1	E2/4	Gf/2	2.88	48.00	✓	Straight	Straight Movement
xA	1	1	F/1	xA/1	17.34	48.00	✓	Straight	Straight Movement
	2	1	Fc/2	xA/2	17.40	48.00	✓	Straight	Straight Movement
xB	1	1	Bcf/1	xB/1	5.79	48.00	✓	Nearside	59.55
xC	1	1	G/1	xC/1	8.67	48.00	✓	Straight	Straight Movement
	2	1	G/2	xC/2	8.70	48.00	✓	Straight	Straight Movement
xD	1	1	Dxp/1	xD/1	9.13	48.00	✓	Nearside	30.26
	2	1	Dxp/2	xD/2	9.21	48.00	✓	Nearside	33.58
xE	1	1	Exp/1	xE/1	13.04	48.00	✓	Straight	Straight Movement
	2	1	Exp/2	xE/2	13.04	48.00	✓	Straight	Straight Movement
xF	1	1	Ec/1	xF/1	12.19	48.00	✓	Straight	Straight Movement
Cc1	1	1	B/1	Cc1/1	8.63	40.00	✓	Straight	Straight Movement
E1	1	1	Ef/1	E1/1	6.00	48.00	✓	Nearside	26.33
	2	1	Ef/1	E1/2	6.00	48.00	✓	Nearside	28.96
Gf1	1	1	Ecf/5	Gf1/1	3.59	48.00	✓	Offside	21.77
Cc2	2	1	B/1	Cc2/2	8.16	40.00	✓	Straight	Straight Movement
	3	1	B/3	Cc2/3	8.04	40.00	✓	Straight	Straight Movement
	4	1	B/2	Cc2/4	8.17	40.00	✓	Straight	Straight Movement
	5	1	B/3	Cc2/5	7.96	40.00	✓	Straight	Straight Movement
	6	1	B/4	Cc2/6	7.92	40.00	✓	Straight	Straight Movement
E2	3	1	Ef/2	E2/3	4.00	48.00	✓	Nearside	43.25
	4	1	Ef/2	E2/4	4.07	48.00	✓	Nearside	43.25
TC5	2	1	xA/1	TC5/2	2.76	30.00	✓	Straight	Straight Movement
	3	1	xA/2	TC5/3	2.76	30.00	✓	Straight	Straight Movement

	4	1	xA/2	TC5/4	2.93	30.00	✓	Straight	Straight Movement
TC9	1	1	49/1	TC9/1	11.00	30.00	✓	Straight	Straight Movement
	2	1	49/2	TC9/2	11.05	30.00	✓	Straight	Straight Movement
	3	1	49/2	TC9/3	11.12	30.00	✓	Straight	Straight Movement
TC35	1	1	xA/1	TC35/1	2.90	30.00	✓	Straight	Straight Movement
TC37	1	1	TC36/1	TC37/1	3.19	50.00	✓	Nearside	46.04
TC38	1	1	TC37/1	TC38/1	1.53	50.00	✓	Straight	Straight Movement
TC39	2	1	TC5/2	TC39/2	2.54	50.00	✓	Straight	Straight Movement
	3	1	TC5/3	TC39/3	2.40	50.00	✓	Straight	Straight Movement
TC40	2	1	TC38/1	TC40/2	4.23	50.00	✓	Nearside	11.92
	3	1	TC39/3	TC40/3	4.02	50.00	✓	Offside	77.43
TC41	1	1	TC36/1	TC41/1	3.93	50.00	✓	Straight	Straight Movement
	2	1	TC36/1	TC41/2	3.97	50.00	✓	Straight	Straight Movement
TC43	1	1	TC9/1	TC43/1	3.74	50.00	✓	Nearside	6.11
47	1	1	xC/1	47/1	16.04	30.00	✓	Straight	Straight Movement
53	1	1	49/1	53/1	10.92	30.00	✓	Straight	Straight Movement
Acf	1	2	Fc/3	Acf/1	5.37	48.00	✓	Straight	Straight Movement
	2	2	Fc/3	Acf/2	7.39	35.00	✓	Straight	Straight Movement
Af	1	2	TC9/1	Af/1	6.64	30.00	✓	Straight	Straight Movement
	2	2	TC9/2	Af/2	6.62	30.00	✓	Straight	Straight Movement
	3	2	TC9/3	Af/3	6.64	30.00	✓	Straight	Straight Movement
Bcf	1	2	Ac/1	Bcf/1	4.32	57.00	✓	Offside	77.01
	2	2	Ac/2	Bcf/2	4.34	57.00	✓	Offside	73.69
	3	2	Ac/3	Bcf/3	4.26	57.00	✓	Offside	70.38
	4	2	Ac/3	Bcf/4	4.26	57.00	✓	Offside	69.61
D	1	2	54/1	D/1	4.13	48.00	✓	Straight	Straight Movement
	2	2	54/1	D/2	4.13	48.00	✓	Straight	Straight Movement
	3	2	54/1	D/3	4.21	48.00	✓	Straight	Straight Movement
	4	2	54/1	D/4	4.48	48.00	✓	Straight	Straight Movement
Dcf	1	2	C/1	Dcf/1	4.95	48.00	✓	Nearside	55.54
	2	2	C/1	Dcf/2	4.94	48.00	✓	Nearside	55.54
	3	2	C/1	Dcf/3	4.98	48.00	✓	Nearside	55.54
	4	2	Cc2/3	Dcf/4	4.99	48.00	✓	Straight	Straight Movement
	5	2	C/3	Dcf/5	5.02	48.00	✓	Nearside	62.17
	6	2	C/3	Dcf/6	5.04	48.00	✓	Nearside	62.17
Ecf	1	2	D/1	Ecf/1	3.45	48.00	✓	Nearside	43.36
	2	2	D/1	Ecf/2	3.48	48.00	✓	Nearside	43.36
	3	2	D/2	Ecf/3	3.52	48.00	✓	Nearside	46.68
	4	2	D/3	Ecf/4	3.56	48.00	✓	Nearside	49.99
	5	2	D/4	Ecf/5	3.64	48.00	✓	Nearside	53.30
Fc	1	2	E1/1	Fc/1	20.27	32.00	✓	Nearside	58.94
	2	2	E1/1	Fc/2	20.07	32.00	✓	Nearside	60.85
	3	2	E1/2	Fc/3	19.94	32.00	✓	Nearside	64.16

G	1	2	Gf1/1	G/1	16.06	35.00	✓	Offside	17.91
	2	2	Gf1/1	G/2	11.45	48.00	✓	Offside	15.13
xA	1	2	Fc/1	xA/1	17.34	48.00	✓	Straight	Straight Movement
	2	2	Fc/1	xA/2	17.40	48.00	✓	Straight	Straight Movement
xC	1	2	Cc1/1	xC/1	8.67	48.00	✓	Nearside	56.51
	2	2	Cc1/1	xC/2	8.70	48.00	✓	Nearside	57.28
xF	1	2	E1/1	xF/1	12.19	48.00	✓	Nearside	40.67
Cc1	1	2	Bc/1	Cc1/1	6.39	54.00	✓	Straight	Straight Movement
Cc2	2	2	Bc/1	Cc2/2	10.87	30.00	✓	Straight	Straight Movement
	3	2	Bc/3	Cc2/3	10.72	30.00	✓	Straight	Straight Movement
	4	2	Bc/3	Cc2/4	10.89	30.00	✓	Straight	Straight Movement
	5	2	Bc/3	Cc2/5	10.61	30.00	✓	Offside	98.66
	6	2	Bc/3	Cc2/6	10.56	30.00	✓	Offside	95.35
TC39	2	2	TC42/1	TC39/2	2.54	50.00	✓	Offside	9.44
	3	2	TC42/1	TC39/3	2.40	50.00	✓	Offside	9.44
TC40	2	2	TC39/2	TC40/2	4.23	50.00	✓	Offside	80.74
TC43	1	2	TC5/4	TC43/1	3.74	50.00	✓	Offside	21.45
47	1	2	xC/2	47/1	16.04	30.00	✓	Straight	Straight Movement
Acf	1	3	Fc/2	Acf/1	5.37	48.00	✓	Straight	Straight Movement
Af	1	3	TC41/1	Af/1	6.64	30.00	✓	Offside	6.19
	2	3	TC41/2	Af/2	6.62	30.00	✓	Offside	6.00
	3	3	TC41/2	Af/3	6.64	30.00	✓	Offside	6.00
Bcf	2	3	Ac/3	Bcf/2	4.34	57.00	✓	Offside	70.38
xA	2	3	F/2	xA/2	17.40	48.00	✓	Straight	Straight Movement
Cc2	2	3	Bc/2	Cc2/2	10.87	30.00	✓	Straight	Straight Movement
Af	1	4	53/1	Af/1	6.64	30.00	✓	Straight	Straight Movement
	2	4	53/1	Af/2	6.62	30.00	✓	Straight	Straight Movement
	3	4	53/1	Af/3	6.64	30.00	✓	Straight	Straight Movement

Give Way Data

Am	Traffic Stream	Opposed traffic	Use Step-wise Opposed Turn Model	Visibility restricted
(ALL)	1	AllTraffic		

Give Way Data - All Movements - Conflicts

Traffic Stream	Description	Controlling type	Controlling traffic stream	Percentage opposing (%)	Slope coefficient	Upstream signals visible	Conflict shift	Conflict duration
1		TrafficStream	Gf/1	100	0.22		4	0
		TrafficStream	Gf/2	100	0.22		4	4
		TrafficStream	TC39/2	100	0.22		0	0
		TrafficStream	TC39/3	100	0.22		0	0

Pedestrian Crossings

Pedestrian Crossings

Crossing	Name	Description	Traffic node	Allow walk on red	Crossing type	Length (m)	Cruise time (seconds)	Cruise speed (kph)
1	(untitled)		3-2		Nearside	3.00	2.00	5.40
2	(untitled)		3		Nearside	3.00	2.00	5.40
3	(untitled)		4-2		Nearside	3.00	2.00	5.40
4	(untitled)		4		Nearside	3.00	2.00	5.40
5	(untitled)		4		Nearside	3.00	2.00	5.40
6	(untitled)		4		Nearside	3.00	2.00	5.40
7	(untitled)		5		Nearside	3.00	2.00	5.40
8	(untitled)		1		Nearside	3.00	2.00	5.40
9	(untitled)		2		Nearside	3.00	2.00	5.40
10	(untitled)		2		Nearside	3.00	2.00	5.40
11	(untitled)				Nearside	3.00	2.00	5.40
12	(untitled)		2		Nearside	3.00	2.00	5.40
13	(untitled)				Farside	3.00	2.00	5.40
14	(untitled)				Farside	3.00	2.00	5.40
15	(untitled)				Nearside	3.00	2.00	5.40
16	(untitled)				Nearside	3.00	2.00	5.40
17	(untitled)				Nearside	3.00	2.00	5.40
18	(untitled)		771-2		Farside	3.00	2.00	5.40
19	(untitled)		771-2		Farside	3.00	2.00	5.40
20	(untitled)				Farside	3.00	2.00	5.40

Pedestrian Crossings - Signals

Crossing	Controller stream	Phase	Second phase enabled
1	770-2	E	
2	770-1	C	
3	770-4	M	
4	770-3	J	
5	770-3	I	
6	770-3	K	
7	771-1	C	
8	769-1	C	
9	769-2	J	
10	769-2	K	
11	769-2	H	
12	769-2	I	
13	TC777-1	I	
14	TC777-1	F	
15	TC777-1	G	
16	TC777-1	H	
17	TC777-2	K	
18	771-2	F	
19	771-2	A	
20	771-1	D	

Pedestrian Crossings - Sides

Crossing	Side	Saturation flow (Ped/hr)
(ALL)	(ALL)	11000

Pedestrian Crossings - Modelling

Crossing	Side	Delay weighting (%)	Assignment Cost Weighting (%)	Exclude from results calculation	Max queue storage (Ped)	Has queue limit	Has degree of saturation limit
(ALL)	(ALL)	100	100		0.00		

Local OD Matrix - Local Matrix: 1

Local Matrix Options

OD Matrix	Name	Use for point to point table	Auto calculate	Allocation mode	Allow paths past exit locations	Allow looped paths on arms	Allow looped paths on traffic nodes	Copy flows	Matrix to copy flows from	Limit paths by length	Path length limit multiplier	Limit paths by number	Path number limit
1	(untitled)	✓	✓	Lane Balancing			✓			✓	1.25		

Normal Input Flows (PCU/hr)

From	To								
	A28	B28	C28	D28	E28	F28	G28	H28	
A28	3	49	386	12	413	59	403	0	
B28	18	0	96	165	477	13	238	0	
C28	360	45	0	300	93	21	479	0	
D28	5	351	340	0	16	59	160	0	
E28	443	584	86	106	1	10	152	0	
F28	157	39	76	85	87	0	107	0	
G28	735	295	933	131	234	29	0	0	
H28	0	0	0	0	0	0	0	0	

Bus Input Flows not shown as they are blank.

Tram Input Flows not shown as they are blank.

Pedestrian Input Flows not shown as they are blank.

Locations

OD Matrix	Location	Name	Entries	Exits	Colour
1	A28	(untitled)	50/1	xB/1	#FF0000
	B28	(untitled)	48/1	47/1	#00FF40
	C28	(untitled)	Df/2, Df/1, 54/1	xD/1, xD/2	#804000
	D28	(untitled)	51/1	xF/1	#FF00FF
	E28	(untitled)	Ef/2, Ef/1	xE/1, xE/2	#FF8000
	F28	(untitled)	TC36/1	TC35/1	#FFA500
	G28	(untitled)	49/2, 49/1	TC40/2, TC40/3	#0000FF
	H28	(untitled)	TC42/1	TC43/1	#008000

Normal Paths and Flows

OD Matrix	Path	Description	From location	To location	Path items	Allocation type	N Cal (P)
	32	l1	C28	E28	Df/1, D/1, Ecf/1, Exp/1, xE/1	Normal	
	36		C28	E28	Df/1, D/1, Ecf/2, Exp/2, xE/2	Disabled	
	41		E28	A28	Ef/1, E1/2, Fc/3, Acf/1, Ac/1, Bcf/1, xB/1	Normal	
	49	l1	C28	D28	Df/1, D/1, Ecf/2, Ec/1, xF/1	Normal	
	50		E28	D28	Ef/1, E1/1, xF/1	Normal	
	68		E28	G28	Ef/1, E1/1, Fc/1, xA/1, TC5/2, TC39/2, TC40/2	Normal	
	81		G28	B28	49/1, TC9/1, Af/1, A/2, Bcf/2, Bc/1, Cc1/1, xC/1, 47/1	Normal	
	82		G28	B28	49/1, TC9/1, Af/1, A/2, Bcf/2, Bc/1, Cc1/1, xC/2, 47/1	Normal	
	83		G28	B28	49/1, 53/1, Af/1, A/2, Bcf/2, Bc/1, Cc1/1, xC/1, 47/1	Fixed	
	84		G28	B28	49/1, 53/1, Af/1, A/2, Bcf/2, Bc/1, Cc1/1, xC/2, 47/1	Disabled	
	85		D28	B28	51/1, Ff/1, F/2, Acf/1, Ac/2, Bcf/2, Bc/1, Cc1/1, xC/1, 47/1	Normal	
	86		D28	B28	51/1, Ff/1, F/2, Acf/1, Ac/2, Bcf/2, Bc/1, Cc1/1, xC/2, 47/1	Normal	
	87		D28	B28	51/1, Ff/2, F/3, Acf/2, Ac/3, Bcf/2, Bc/1, Cc1/1, xC/1, 47/1	Fixed	
	88		D28	B28	51/1, Ff/2, F/3, Acf/2, Ac/3, Bcf/2, Bc/1, Cc1/1, xC/2, 47/1	Fixed	

89		H28	B28	TC42/1, Af/1, A/2, Bcf/2, Bc/1, Cc1/1, xC/1, 47/1	Normal
90		H28	B28	TC42/1, Af/1, A/2, Bcf/2, Bc/1, Cc1/1, xC/2, 47/1	Normal
91	I2	C28	F28	Df/1, D/2, Ecf/3, Ec/2, Fc/1, xA/1, TC35/1	Normal
92		E28	F28	Ef/1, E1/1, Fc/1, xA/1, TC35/1	Normal
100		E28	B28	Ef/2, E2/4, Gf/2, G/2, xC/2, 47/1	Fixed
102		A28	C28	50/1, Bf/1, B/1, Cc2/2, Dcf/1, Dxp/1, xD/1	Fixed
104	I2	C28	G28	Df/1, D/2, Ecf/3, Ec/2, Fc/1, xA/1, TC5/2, TC39/2, TC40/2	Fixed
107		A28	B28	50/1, Bf/1, B/1, Cc1/1, xC/2, 47/1	Normal
109	I3	C28	G28	Df/2, D/3, Ecf/4, Ec/3, Fc/2, xA/2, TC5/3, TC39/3, TC40/3	Normal
110		E28	G28	Ef/1, E1/1, Fc/2, xA/2, TC5/3, TC39/3, TC40/3	Fixed
111		G28	G28	49/2, TC9/3, Af/3, A/4, Bcf/4, Bc/3, Cc2/5, Dcf/5, Dc/3, Ecf/3, Ec/2, Fc/1, xA/1, TC5/2, TC39/2, TC40/2	Normal
112		F28	G28	TC36/1, TC37/1, TC38/1, TC40/2	Normal
113		F28	A28	TC36/1, TC41/1, Af/1, A/1, Bcf/1, xB/1	Normal
114		C28	H28	Df/1, D/2, Ecf/3, Ec/2, Fc/1, xA/2, TC5/4, TC43/1	Normal
115		B28	C28	48/1, Cf/1, C/1, Dcf/2, Dxp/2, xD/2	Fixed
116		G28	G28	49/1, 53/1, Af/3, A/4, Bcf/4, Bc/3, Cc2/5, Dcf/5, Dc/3, Ecf/3, Ec/2, Fc/1, xA/1, TC5/2, TC39/2, TC40/2	Normal
117		G28	F28	49/1, 53/1, Af/3, A/4, Bcf/4, Bc/3, Cc2/5, Dcf/5, Dc/3, Ecf/3, Ec/2, Fc/1, xA/1, TC35/1	Fixed
118		G28	G28	49/1, 53/1, Af/3, A/4, Bcf/4, Bc/3, Cc2/5, Dcf/5, Dc/3, Ecf/3, Ec/2, Fc/1, xA/2, TC5/3, TC39/3, TC40/3	Normal
124		H28	F28	TC42/1, Af/3, A/4, Bcf/4, Bc/3, Cc2/5, Dcf/5, Dc/3, Ecf/3, Ec/2, Fc/1, xA/1, TC35/1	Normal
125		H28	A28	TC42/1, Af/1, A/1, Bcf/1, xB/1	Normal
128		F28	F28	TC36/1, TC41/2, Af/3, A/4, Bcf/4, Bc/3, Cc2/5, Dcf/5, Dc/3, Ecf/3, Ec/2, Fc/1, xA/1, TC35/1	Normal
129		F28	H28	TC36/1, TC41/2, Af/3, A/4, Bcf/4, Bc/3, Cc2/5, Dcf/5, Dc/3, Ecf/3, Ec/2, Fc/1, xA/2, TC5/4, TC43/1	Normal
130		G28	G28	49/2, TC9/3, Af/3, A/4, Bcf/4, Bc/3, Cc2/6, Dcf/6, Dc/4, Ecf/4, Ec/3, Fc/2, xA/2, TC5/3, TC39/3, TC40/3	Normal
131		G28	G28	49/1, 53/1, Af/3, A/4, Bcf/4, Bc/3, Cc2/6, Dcf/6, Dc/4, Ecf/4, Ec/3, Fc/2, xA/2, TC5/3, TC39/3, TC40/3	Normal
132		H28	H28	TC42/1, Af/3, A/4, Bcf/4, Bc/3, Cc2/6, Dcf/6, Dc/4, Ecf/4, Ec/3, Fc/2, xA/2, TC5/4, TC43/1	Normal
133		F28	H28	TC36/1, TC41/2, Af/3, A/4, Bcf/4, Bc/3, Cc2/6, Dcf/6, Dc/4, Ecf/4, Ec/3, Fc/2, xA/2, TC5/4, TC43/1	Normal
137		H28	G28	TC42/1, TC39/2, TC40/2	Normal
138		H28	G28	TC42/1, TC39/3, TC40/3	Normal
140		B28	G28	48/1, Cf/2, C/3, Dcf/6, Dc/4, Ecf/4, Ec/3, Fc/2, xA/2, TC5/3, TC39/3, TC40/3	Normal
141		B28	H28	48/1, Cf/2, C/3, Dcf/6, Dc/4, Ecf/4, Ec/3, Fc/2, xA/2, TC5/4, TC43/1	Normal
142		C28	H28	Df/2, D/3, Ecf/4, Ec/3, Fc/2, xA/2, TC5/4, TC43/1	Normal
143		E28	H28	Ef/1, E1/1, Fc/2, xA/2, TC5/4, TC43/1	Normal
144		B28	B28	48/1, Cf/2, C/3, Dcf/6, Dc/4, Ecf/5, Gf1/1, G/1, xC/1, 47/1	Normal
145		B28	B28	48/1, Cf/2, C/3, Dcf/6, Dc/4, Ecf/5, Gf1/1, G/2, xC/2, 47/1	Normal
147		G28	C28	49/2, TC9/2, Af/2, A/3, Bcf/3, Bc/2, Cc2/2, Dcf/1, Dxp/1, xD/1	Normal
148		G28	C28	49/1, 53/1, Af/2, A/3, Bcf/3, Bc/2, Cc2/2, Dcf/1, Dxp/1, xD/1	Fixed
149		A28	E28	50/1, Bf/1, B/2, Cc2/4, Dcf/3, Dc/1, Ecf/1, Exp/1, xE/1	Fixed
150		E28	B28	Ef/2, E2/3, Gf/1, G/1, xC/1, 47/1	Normal
151		E28	C28	Ef/1, E1/2, Fc/3, Acf/2, Ac/3, Bcf/3, Bc/2, Cc2/2, Dcf/1, Dxp/1, xD/1	Normal
152		C28	G28	54/1, D/2, Ecf/3, Ec/2, Fc/1, xA/1, TC5/2, TC39/2, TC40/2	Fixed
153		C28	F28	54/1, D/2, Ecf/3, Ec/2, Fc/1, xA/1, TC35/1	Fixed
154		E28	A28	Ef/1, E1/1, Fc/2, Acf/1, Ac/1, Bcf/1, xB/1	Fixed
155		C28	H28	54/1, D/2, Ecf/3, Ec/2, Fc/1, xA/2, TC5/4, TC43/1	Normal
156		H28	D28	TC42/1, Af/3, A/4, Bcf/4, Bc/3, Cc2/3, Dcf/4, Dc/2, Ecf/2, Ec/1, xF/1	Normal
157		H28	E28	TC42/1, Af/3, A/4, Bcf/4, Bc/3, Cc2/3, Dcf/4, Dc/2, Ecf/2, Exp/2, xE/2	Normal
158		F28	D28	TC36/1, TC41/2, Af/3, A/4, Bcf/4, Bc/3, Cc2/3, Dcf/4, Dc/2, Ecf/2, Ec/1, xF/1	Normal
159		F28	E28	TC36/1, TC41/2, Af/3, A/4, Bcf/4, Bc/3, Cc2/3, Dcf/4, Dc/2, Ecf/2, Exp/2, xE/2	Normal
160		F28	E28	TC36/1, TC41/2, Af/3, A/4, Bcf/4, Bc/3, Cc2/4, Dcf/3, Dc/1, Ecf/1, Exp/1, xE/1	Normal
162		B28	F28	48/1, Cf/2, C/3, Dcf/5, Dc/3, Ecf/3, Ec/2, Fc/1, xA/1, TC35/1	Normal
164		C28	A28	54/1, D/4, Ecf/5, Ec/4, Fc/3, Acf/1, Ac/1, Bcf/1, xB/1	Fixed
166		B28	C28	48/1, Cf/1, C/1, Dcf/1, Dxp/1, xD/1	Normal
168		G28	A28	49/1, TC9/1, Af/1, A/1, Bcf/1, xB/1	Normal
170		C28	B28	54/1, D/4, Ecf/5, Gf1/1, G/1, xC/1, 47/1	Fixed
171		G28	H28	49/1, TC9/1, TC43/1	Normal
185		A28	B28	50/1, Bf/1, B/1, Cc1/1, xC/1, 47/1	Normal
186		A28	C28	50/1, Bf/1, B/2, Cc2/4, Dcf/2, Dxp/2, xD/2	Normal
195		D28	G28	51/1, Ff/1, F/1, xA/1, TC5/2, TC39/2, TC40/2	Normal
196		D28	F28	51/1, Ff/1, F/1, xA/1, TC35/1	Normal

198		D28	A28	51/1, Ff/1, F/2, Acf/1, Ac/1, Bcf/1, xB/1	Normal
234	I2	C28	G28	Df/1, D/2, Ecf/3, Ec/2, Fc/1, xA/2, TC5/3, TC39/3, TC40/3	Fixed
235		E28	G28	Ef/1, E1/1, Fc/1, xA/2, TC5/3, TC39/3, TC40/3	Disabled
236		E28	H28	Ef/1, E1/1, Fc/1, xA/2, TC5/4, TC43/1	Normal
255	I3	C28	A28	Df/2, D/3, Ecf/4, Ec/3, Fc/2, Acf/1, Ac/1, Bcf/1, xB/1	Fixed
291		C28	A28	Df/2, D/4, Ecf/5, Ec/4, Fc/3, Acf/1, Ac/1, Bcf/1, xB/1	Normal
294		C28	B28	Df/2, D/4, Ecf/5, Gf1/1, G/1, xC/1, 47/1	Normal
295		C28	B28	Df/2, D/4, Ecf/5, Gf1/1, G/2, xC/2, 47/1	Normal
296		D28	G28	51/1, Ff/1, F/2, xA/2, TC5/3, TC39/3, TC40/3	Normal
297		D28	H28	51/1, Ff/1, F/2, xA/2, TC5/4, TC43/1	Normal
299		A28	G28	50/1, Bf/2, B/4, Cc2/6, Dcf/6, Dc/4, Ecf/4, Ec/3, Fc/2, xA/2, TC5/3, TC39/3, TC40/3	Normal
300		A28	H28	50/1, Bf/2, B/4, Cc2/6, Dcf/6, Dc/4, Ecf/4, Ec/3, Fc/2, xA/2, TC5/4, TC43/1	Normal
301		A28	A28	50/1, Bf/2, B/4, Cc2/6, Dcf/6, Dc/4, Ecf/4, Ec/3, Fc/2, Acf/1, Ac/1, Bcf/1, xB/1	Normal
302		A28	A28	50/1, Bf/2, B/4, Cc2/6, Dcf/6, Dc/4, Ecf/5, Ec/4, Fc/3, Acf/1, Ac/1, Bcf/1, xB/1	Normal
312		B28	G28	48/1, Cf/2, C/3, Dcf/5, Dc/3, Ecf/3, Ec/2, Fc/1, xA/1, TC5/2, TC39/2, TC40/2	Normal
313		B28	G28	48/1, Cf/2, C/3, Dcf/5, Dc/3, Ecf/3, Ec/2, Fc/1, xA/1, TC5/3, TC39/3, TC40/3	Fixed
314		B28	H28	48/1, Cf/2, C/3, Dcf/5, Dc/3, Ecf/3, Ec/2, Fc/1, xA/2, TC5/4, TC43/1	Normal
323		B28	D28	48/1, Cf/2, C/2, Dcf/4, Dc/2, Ecf/2, Ec/1, xF/1	Normal
324		B28	E28	48/1, Cf/2, C/2, Dcf/4, Dc/2, Ecf/2, Exp/2, xE/2	Normal
343		B28	A28	48/1, Cf/2, C/3, Dcf/6, Dc/4, Ecf/4, Ec/3, Fc/2, Acf/1, Ac/1, Bcf/1, xB/1	Disabled
344		B28	A28	48/1, Cf/2, C/3, Dcf/6, Dc/4, Ecf/5, Ec/4, Fc/3, Acf/1, Ac/1, Bcf/1, xB/1	Normal
345		B28	E28	48/1, Cf/1, C/1, Dcf/3, Dc/1, Ecf/1, Exp/1, xE/1	Fixed
356		A28	G28	50/1, Bf/2, B/3, Cc2/5, Dcf/5, Dc/3, Ecf/3, Ec/2, Fc/1, xA/1, TC5/2, TC39/2, TC40/2	Normal
357		A28	F28	50/1, Bf/2, B/3, Cc2/5, Dcf/5, Dc/3, Ecf/3, Ec/2, Fc/1, xA/1, TC35/1	Normal
358		A28	G28	50/1, Bf/2, B/3, Cc2/5, Dcf/5, Dc/3, Ecf/3, Ec/2, Fc/1, xA/2, TC5/3, TC39/3, TC40/3	Fixed
359		A28	H28	50/1, Bf/2, B/3, Cc2/5, Dcf/5, Dc/3, Ecf/3, Ec/2, Fc/1, xA/2, TC5/4, TC43/1	Normal
406		G28	A28	49/1, 53/1, Af/1, A/1, Bcf/1, xB/1	Fixed
410		C28	E28	54/1, D/1, Ecf/1, Exp/1, xE/1	Fixed
411		C28	D28	54/1, D/1, Ecf/2, Ec/1, xF/1	Fixed
412		C28	E28	54/1, D/1, Ecf/2, Exp/2, xE/2	Disabled
413		C28	G28	54/1, D/2, Ecf/3, Ec/2, Fc/1, xA/2, TC5/3, TC39/3, TC40/3	Disabled
417		C28	G28	54/1, D/3, Ecf/4, Ec/3, Fc/2, xA/2, TC5/3, TC39/3, TC40/3	Disabled
418		C28	H28	54/1, D/3, Ecf/4, Ec/3, Fc/2, xA/2, TC5/4, TC43/1	Normal
419		C28	A28	54/1, D/3, Ecf/4, Ec/3, Fc/2, Acf/1, Ac/1, Bcf/1, xB/1	Disabled
423		C28	B28	54/1, D/4, Ecf/5, Gf1/1, G/2, xC/2, 47/1	Disabled
424		F28	B28	TC36/1, TC41/1, Af/1, A/2, Bcf/2, Bc/1, Cc1/1, xC/1, 47/1	Normal
425		F28	B28	TC36/1, TC41/1, Af/1, A/2, Bcf/2, Bc/1, Cc1/1, xC/2, 47/1	Normal
432		G28	F28	49/2, TC9/3, Af/3, A/4, Bcf/4, Bc/3, Cc2/5, Dcf/5, Dc/3, Ecf/3, Ec/2, Fc/1, xA/1, TC35/1	Normal
433		G28	G28	49/2, TC9/3, Af/3, A/4, Bcf/4, Bc/3, Cc2/5, Dcf/5, Dc/3, Ecf/3, Ec/2, Fc/1, xA/2, TC5/3, TC39/3, TC40/3	Normal
436		H28	H28	TC42/1, Af/3, A/4, Bcf/4, Bc/3, Cc2/5, Dcf/5, Dc/3, Ecf/3, Ec/2, Fc/1, xA/2, TC5/4, TC43/1	Normal
437		G28	C28	49/1, TC9/1, Af/1, A/2, Bcf/2, Bc/1, Cc2/2, Dcf/1, Dxp/1, xD/1	Fixed
438		G28	C28	49/1, 53/1, Af/1, A/2, Bcf/2, Bc/1, Cc2/2, Dcf/1, Dxp/1, xD/1	Fixed
439		C28	C28	Df/2, D/3, Ecf/4, Ec/3, Fc/2, Acf/1, Ac/2, Bcf/2, Bc/1, Cc2/2, Dcf/1, Dxp/1, xD/1	Normal
440		C28	C28	Df/2, D/4, Ecf/5, Ec/4, Fc/3, Acf/1, Ac/2, Bcf/2, Bc/1, Cc2/2, Dcf/1, Dxp/1, xD/1	Normal
441		C28	C28	Df/2, D/4, Ecf/5, Ec/4, Fc/3, Acf/2, Ac/3, Bcf/2, Bc/1, Cc2/2, Dcf/1, Dxp/1, xD/1	Normal
442		C28	C28	54/1, D/3, Ecf/4, Ec/3, Fc/2, Acf/1, Ac/2, Bcf/2, Bc/1, Cc2/2, Dcf/1, Dxp/1, xD/1	Normal
443		C28	C28	54/1, D/4, Ecf/5, Ec/4, Fc/3, Acf/1, Ac/2, Bcf/2, Bc/1, Cc2/2, Dcf/1, Dxp/1, xD/1	Normal
444		C28	C28	54/1, D/4, Ecf/5, Ec/4, Fc/3, Acf/2, Ac/3, Bcf/2, Bc/1, Cc2/2, Dcf/1, Dxp/1, xD/1	Normal
445		E28	C28	Ef/1, E1/1, Fc/2, Acf/1, Ac/2, Bcf/2, Bc/1, Cc2/2, Dcf/1, Dxp/1, xD/1	Fixed
446		E28	C28	Ef/1, E1/2, Fc/3, Acf/1, Ac/2, Bcf/2, Bc/1, Cc2/2, Dcf/1, Dxp/1, xD/1	Fixed
447		E28	C28	Ef/1, E1/2, Fc/3, Acf/2, Ac/3, Bcf/2, Bc/1, Cc2/2, Dcf/1, Dxp/1, xD/1	Fixed
448		D28	C28	51/1, Ff/1, F/2, Acf/1, Ac/2, Bcf/2, Bc/1, Cc2/2, Dcf/1, Dxp/1, xD/1	Fixed
449		D28	C28	51/1, Ff/2, F/3, Acf/2, Ac/3, Bcf/2, Bc/1, Cc2/2, Dcf/1, Dxp/1, xD/1	Fixed
450		H28	C28	TC42/1, Af/1, A/2, Bcf/2, Bc/1, Cc2/2, Dcf/1, Dxp/1, xD/1	Normal
451		F28	C28	TC36/1, TC41/1, Af/1, A/2, Bcf/2, Bc/1, Cc2/2, Dcf/1, Dxp/1, xD/1	Disabled
465		G28	D28	49/2, TC9/3, Af/3, A/4, Bcf/4, Bc/3, Cc2/3, Dcf/4, Dc/2, Ecf/2, Ec/1, xF/1	Normal
466		G28	E28	49/2, TC9/3, Af/3, A/4, Bcf/4, Bc/3, Cc2/3, Dcf/4, Dc/2, Ecf/2, Exp/2, xE/2	Normal
467		G28	D28	49/1, 53/1, Af/3, A/4, Bcf/4, Bc/3, Cc2/3, Dcf/4, Dc/2, Ecf/2, Ec/1, xF/1	Fixed

468		G28	E28	49/1, 53/1, Af/3, A/4, Bcf/4, Bc/3, Cc2/3, Dcf/4, Dc/2, Ecf/2, Exp/2, xE/2	Disabled
469		A28	D28	50/1, Bf/2, B/3, Cc2/3, Dcf/4, Dc/2, Ecf/2, Ec/1, xF/1	Normal
470		A28	E28	50/1, Bf/2, B/3, Cc2/3, Dcf/4, Dc/2, Ecf/2, Exp/2, xE/2	Normal
471		E28	E28	Ef/1, E1/2, Fc/3, Acf/2, Ac/3, Bcf/4, Bc/3, Cc2/3, Dcf/4, Dc/2, Ecf/2, Exp/2, xE/2	Normal
472		D28	D28	51/1, Ff/2, F/3, Acf/2, Ac/3, Bcf/4, Bc/3, Cc2/3, Dcf/4, Dc/2, Ecf/2, Ec/1, xF/1	Normal
473		D28	E28	51/1, Ff/2, F/3, Acf/2, Ac/3, Bcf/4, Bc/3, Cc2/3, Dcf/4, Dc/2, Ecf/2, Exp/2, xE/2	Normal
474		G28	C28	49/2, TC9/3, Af/3, A/4, Bcf/4, Bc/3, Cc2/4, Dcf/2, Dxp/2, xD/2	Fixed
475		G28	E28	49/2, TC9/3, Af/3, A/4, Bcf/4, Bc/3, Cc2/4, Dcf/3, Dc/1, Ecf/1, Exp/1, xE/1	Normal
476		G28	C28	49/1, 53/1, Af/3, A/4, Bcf/4, Bc/3, Cc2/4, Dcf/2, Dxp/2, xD/2	Fixed
477		G28	E28	49/1, 53/1, Af/3, A/4, Bcf/4, Bc/3, Cc2/4, Dcf/3, Dc/1, Ecf/1, Exp/1, xE/1	Fixed
478		C28	C28	Df/2, D/4, Ecf/5, Ec/4, Fc/3, Acf/2, Ac/3, Bcf/4, Bc/3, Cc2/4, Dcf/2, Dxp/2, xD/2	Normal
479		C28	C28	54/1, D/4, Ecf/5, Ec/4, Fc/3, Acf/2, Ac/3, Bcf/4, Bc/3, Cc2/4, Dcf/2, Dxp/2, xD/2	Normal
480		E28	C28	Ef/1, E1/2, Fc/3, Acf/2, Ac/3, Bcf/4, Bc/3, Cc2/4, Dcf/2, Dxp/2, xD/2	Normal
481		E28	E28	Ef/1, E1/2, Fc/3, Acf/2, Ac/3, Bcf/4, Bc/3, Cc2/4, Dcf/3, Dc/1, Ecf/1, Exp/1, xE/1	Normal
482		D28	C28	51/1, Ff/2, F/3, Acf/2, Ac/3, Bcf/4, Bc/3, Cc2/4, Dcf/2, Dxp/2, xD/2	Fixed
483		D28	E28	51/1, Ff/2, F/3, Acf/2, Ac/3, Bcf/4, Bc/3, Cc2/4, Dcf/3, Dc/1, Ecf/1, Exp/1, xE/1	Normal
484		H28	C28	TC42/1, Af/3, A/4, Bcf/4, Bc/3, Cc2/4, Dcf/2, Dxp/2, xD/2	Normal
485		H28	E28	TC42/1, Af/3, A/4, Bcf/4, Bc/3, Cc2/4, Dcf/3, Dc/1, Ecf/1, Exp/1, xE/1	Normal
486		F28	C28	TC36/1, TC41/2, Af/3, A/4, Bcf/4, Bc/3, Cc2/4, Dcf/2, Dxp/2, xD/2	Normal
487		C28	C28	Df/2, D/4, Ecf/5, Ec/4, Fc/3, Acf/2, Ac/3, Bcf/3, Bc/2, Cc2/2, Dcf/1, Dxp/1, xD/1	Normal
488		C28	C28	54/1, D/4, Ecf/5, Ec/4, Fc/3, Acf/2, Ac/3, Bcf/3, Bc/2, Cc2/2, Dcf/1, Dxp/1, xD/1	Normal
489		D28	C28	51/1, Ff/2, F/3, Acf/2, Ac/3, Bcf/3, Bc/2, Cc2/2, Dcf/1, Dxp/1, xD/1	Normal
490		H28	C28	TC42/1, Af/2, A/3, Bcf/3, Bc/2, Cc2/2, Dcf/1, Dxp/1, xD/1	Normal
491		F28	C28	TC36/1, TC41/2, Af/2, A/3, Bcf/3, Bc/2, Cc2/2, Dcf/1, Dxp/1, xD/1	Normal

Signal Timings

Network Default: 60s cycle time; 60 steps

Controller Stream 11

Controller Stream	Name	Description	Use sequence	Cycle time source	Cycle time (s)
11	(untitled)		1	NetworkDefault	60

Controller Stream 11 - Properties

Controller Stream	Manufacturer name	Type	Model number	(Telephone) Line Number	Site number	Grid reference	Gaining delay type
11	Unspecified						Absolute

Controller Stream 11 - Optimisation

Controller Stream	Allow offset optimisation	Allow green split optimisation	Optimisation level	Auto redistribute	Enable stage constraint
11	✓	✓	Offsets And Green Splits		

Phases

Controller Stream	Phase	Name	Minimum green (s)	Maximum green (s)	Relative start displacement (s)	Relative end displacement (s)	Type
11	(ALL)	(untitled)	7	300	0	0	Traffic

Library Stages

Controller Stream	Library Stage	Phases in stage	User stage minimum (s)
11	1	A	1
	2	B	1

Stage Sequences

Controller Stream	Sequence	Name	Multiple cycling	Stage IDs	Stage ends
11	1	(untitled)	Single	1, 2	42, 30

Intergreen Matrix for Controller Stream 11

		To	
		A	B
From	A		5
	B	5	

Banned Stage transitions for Controller Stream 11

		To	
		1	2
From	1		
	2		

Interstage Matrix for Controller Stream 11

		To	
		1	2
From	1	0	5
	2	5	0

Resultant Stages

Controller Stream	Resultant Stage	Is base stage	Library Stage ID	Phases in this stage	Stage start (s)	Stage end (s)	Stage duration (s)	User stage minimum (s)	Stage minimum (s)
11	1	✓	1	A	35	42	7	1	7
	2	✓	2	B	47	30	43	1	7

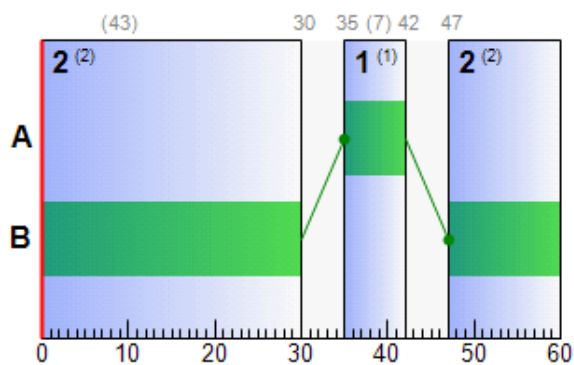
Resultant Phase Green Periods

Controller Stream	Phase	Green period	Is base green period	Start time (s)	End time (s)	Duration (s)
11	A	1	✓	35	42	7
	B	1	✓	47	30	43

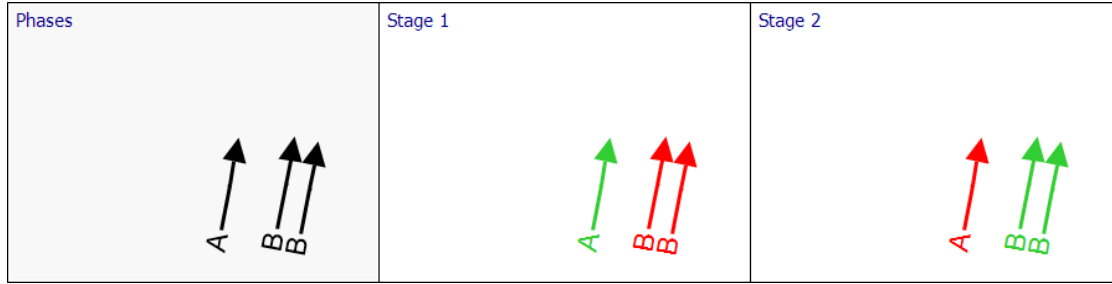
Traffic Stream Green Times

Arm	Traffic Stream	Traffic Node	Controller Stream	Phase	Green Period 1		
					Start	End	Duration
Df	1	3-2	11	B	47	30	43
Df	2	3-2	11	B	47	30	43
54	1	3-2	11	A	35	42	7

Phase Timings Diagram for Controller Stream 11



Stage Sequence Diagram for Controller Stream 11



Controller Stream 769-1

Controller Stream	Name	Description	Use sequence	Cycle time source	Cycle time (s)
769-1	(untitled)		1	NetworkDefault	60

Controller Stream 769-1 - Properties

Controller Stream	Manufacturer name	Type	Model number	(Telephone) Line Number	Site number	Grid reference	Gaining delay type
769-1	Unspecified						Absolute

Controller Stream 769-1 - Optimisation

Controller Stream	Allow offset optimisation	Allow green split optimisation	Optimisation level	Auto redistribute	Enable stage constraint
769-1	✓	✓	Offsets And Green Splits		

Phases

Controller Stream	Phase	Name	Minimum green (s)	Maximum green (s)	Relative start displacement (s)	Relative end displacement (s)	Type	Blackout Time (s)
769-1	A	(untitled)	7	300	0	0	Traffic	
	B	(untitled)	7	300	0	0	Traffic	
	C	(untitled)	7	300	0	0	Pedestrian	3

Library Stages

Controller Stream	Library Stage	Phases in stage	User stage minimum (s)
769-1	1	A, C	1
	2	B	1

Losing / Gaining Phase Delays

Controller Stream	Delay	Type	Phase	From stage	To stage	Relative delay
769-1	1	Losing	A	1	2	4

Stage Sequences

Controller Stream	Sequence	Name	Multiple cycling	Stage IDs	Stage ends
769-1	1	(untitled)	Single	1, 2	29, 51

Intergreen Matrix for Controller Stream 769-1

		To		
		A	B	C
From	A		7	
	B	5		5
	C		9	

Banned Stage transitions for Controller Stream 769-1

		To	
		1	2
From	1		
	2		

Interstage Matrix for Controller Stream 769-1

		To	
		1	2
From	1	0	11
	2	5	0

Resultant Stages

Controller Stream	Resultant Stage	Is base stage	Library Stage ID	Phases in this stage	Stage start (s)	Stage end (s)	Stage duration (s)	User stage minimum (s)	Stage minimum (s)
769-1	1	✓	1	A,C	56	29	33	1	7
	2	✓	2	B	40	51	11	1	7

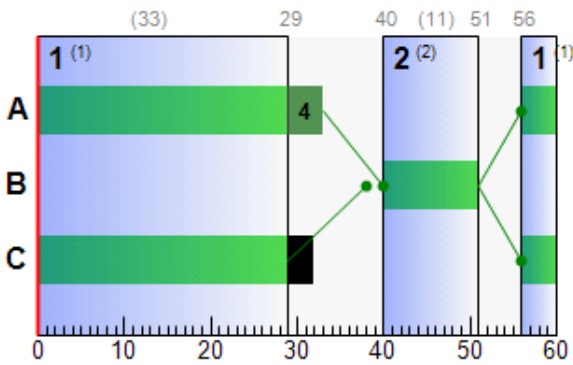
Resultant Phase Green Periods

Controller Stream	Phase	Green period	Is base green period	Start time (s)	End time (s)	Duration (s)
769-1	A	1	✓	56	33	37
	B	1	✓	40	51	11
	C	1	✓	56	29	33

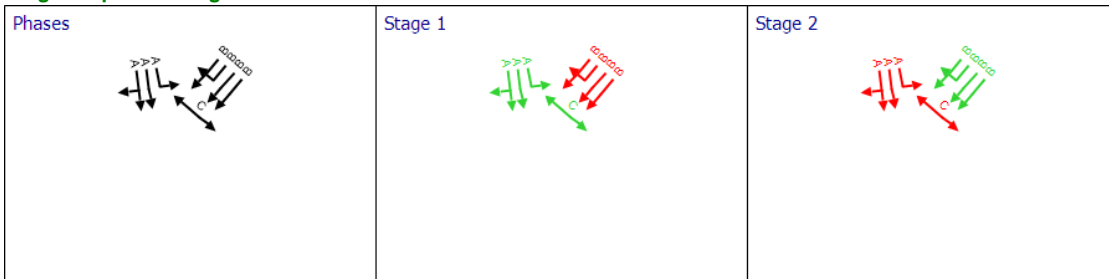
Traffic Stream Green Times

Arm	Traffic Stream	Traffic Node	Controller Stream	Phase	Green Period 1		
					Start	End	Duration
B	1	1	769-1	B	40	51	11
B	2	1	769-1	B	40	51	11
B	3	1	769-1	B	40	51	11
B	4	1	769-1	B	40	51	11
Bc	1	1	769-1	A	56	33	37
Bc	2	1	769-1	A	56	33	37
Bc	3	1	769-1	A	56	33	37

Phase Timings Diagram for Controller Stream 769-1



Stage Sequence Diagram for Controller Stream 769-1



Controller Stream 769-2

Controller Stream	Name	Description	Use sequence	Cycle time source	Cycle time (s)
769-2	(untitled)		1	NetworkDefault	60

Controller Stream 769-2 - Properties

Controller Stream	Manufacturer name	Type	Model number	(Telephone) Line Number	Site number	Grid reference	Gaining delay type
769-2	Unspecified						Absolute

Controller Stream 769-2 - Optimisation

Controller Stream	Allow offset optimisation	Allow green split optimisation	Optimisation level	Auto redistribute	Enable stage constraint
769-2	✓	✓	Offsets And Green Splits		

Phases

Controller Stream	Phase	Name	Minimum green (s)	Maximum green (s)	Relative start displacement (s)	Relative end displacement (s)	Type	Blackout Time (s)
769-2	D	(untitled)	7	300	0	0	Traffic	
	E	(untitled)	7	300	0	0	Traffic	
	F	(untitled)	4	300	0	0	Traffic	
	G	(untitled)	4	300	0	0	Traffic	
	H	(untitled)	5	300	0	0	Pedestrian	3
	I	(untitled)	7	300	0	0	Pedestrian	3
	J	(untitled)	12	300	0	0	Pedestrian	3
	K	(untitled)	5	300	0	0	Pedestrian	3

Library Stages

Controller Stream	Library Stage	Phases in stage	User stage minimum (s)
769-2	4	D, E, H, I	1
	5	F, G, J, K	1
	6	F, G, K	1

Losing / Gaining Phase Delays

Controller Stream	Delay	Type	Phase	From stage	To stage	Relative delay	Absolute delay
769-2	1	Losing	I	4	5	2	
	2	Losing	H	4	5	4	
	3	Losing	D	4	5	7	
	4	Losing	E	4	5	8	
	5	Losing	F	5	4	5	
	6	Losing	G	5	4	6	
	7	Losing	K	5	4	7	
	8	Losing	G	6	4	8	
	9	Losing	I	4	6	4	
	10	Losing	H	4	6	6	
	11	Losing	D	4	6	6	
	12	Losing	E	4	6	7	
	13	Losing	F	6	4	6	
	14	Losing	K	6	4	7	
	15	Gaining	G	4	5	0	13
	16	Gaining	F	4	5	0	12
	17	Gaining	D	5	4	0	11
	18	Gaining	E	5	4	1	15
	19	Gaining	J	4	5	0	12
	20	Losing	J	5	4	1	

Stage Sequences

Controller Stream	Sequence	Name	Multiple cycling	Equal length multiple cycling	Stage IDs	Stage ends	Multiple cycling stage IDs	Multiple cycling stage ends
769-2	1	(untitled)	Single		4, 5	5, 28		
	2	(untitled)	Single		4, 6, 5	0, 16, 32		
	3	(untitled)	Single		4, 5, 6	0, 29, 38		
	4	(untitled)	Double	✓	4, 6	2, 23	4, 6	62, 83

Intergreen Matrix for Controller Stream 769-2

		To									
		D	E	F	G	H	I	J	K		
From	D			5	7			5			
	E			5					5		
	F	6	8			8					
	G	4					5				
	H			5							
	I				9						
	J	14									
	K		7								

Banned Stage transitions for Controller Stream 769-2

		To		
		4	5	6
From	4			
	5			
	6			

Interstage Matrix for Controller Stream 769-2

		To		
		4	5	6
From	4	0	14	13
	5	15	0	0
	6	14	0	0

Resultant Stages

Controller Stream	Resultant Stage	Is base stage	Library Stage ID	Phases in this stage	Stage start (s)	Stage end (s)	Stage duration (s)	User stage minimum (s)	Stage minimum (s)
769-2	1	✓	4	D,E,H,I	43	5	22	1	1
	2	✓	5	F,G,J,K	19	28	9	1	9

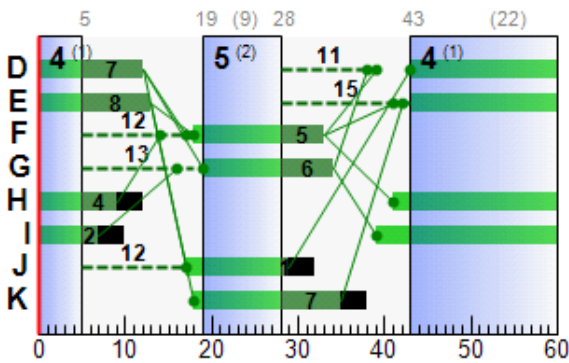
Resultant Phase Green Periods

Controller Stream	Phase	Green period	Is base green period	Start time (s)	End time (s)	Duration (s)
769-2	D	1	✓	43	12	29
	E	1	✓	43	13	30
	F	1	✓	18	33	15
	G	1	✓	19	34	15
	H	1	✓	41	9	28
	I	1	✓	39	7	28
	J	1	✓	17	29	12
K	1	✓	18	35	17	

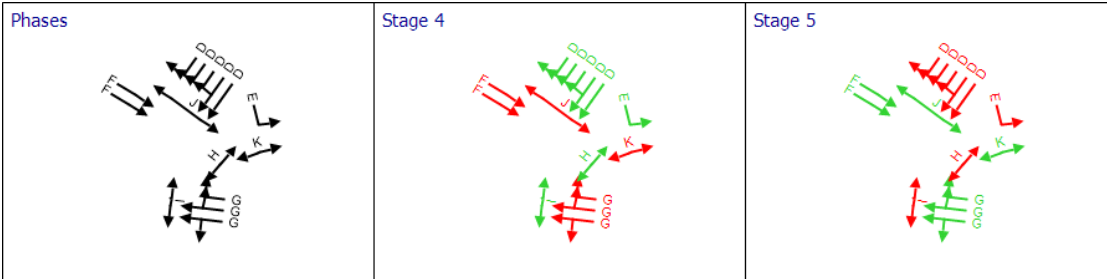
Traffic Stream Green Times

Arm	Traffic Stream	Traffic Node	Controller Stream	Phase	Green Period 1		
					Start	End	Duration
C	1	2	769-2	G	19	34	15
C	2	2	769-2	G	19	34	15
C	3	2	769-2	G	19	34	15
G	1	2	769-2	F	18	33	15
G	2	2	769-2	F	18	33	15
Cc1	1	2	769-2	E	43	13	30
Cc2	2	2	769-2	D	43	12	29
Cc2	3	2	769-2	D	43	12	29
Cc2	4	2	769-2	D	43	12	29
Cc2	5	2	769-2	D	43	12	29
Cc2	6	2	769-2	D	43	12	29

Phase Timings Diagram for Controller Stream 769-2



Stage Sequence Diagram for Controller Stream 769-2



Controller Stream 770-1

Controller Stream	Name	Description	Use sequence	Cycle time source	Cycle time (s)
770-1	(untitled)		1	NetworkDefault	60

Controller Stream 770-1 - Properties

Controller Stream	Manufacturer name	Type	Model number	(Telephone) Line Number	Site number	Grid reference	Gaining delay type
770-1	Unspecified						Absolute

Controller Stream 770-1 - Optimisation

Controller Stream	Allow offset optimisation	Allow green split optimisation	Optimisation level	Auto redistribute	Enable stage constraint
770-1	✓	✓	Offsets And Green Splits		

Phases

Controller Stream	Phase	Name	Minimum green (s)	Maximum green (s)	Relative start displacement (s)	Relative end displacement (s)	Type	Blackout Time (s)
770-1	A	(untitled)	7	300	0	0	Traffic	
	B	(untitled)	7	300	0	0	Traffic	
	C	(untitled)	7	300	0	0	Pedestrian	3

Library Stages

Controller Stream	Library Stage	Phases in stage	User stage minimum (s)
770-1	1	A, C	1
	2	B	1

Losing / Gaining Phase Delays

Controller Stream	Delay	Type	Phase	From stage	To stage	Relative delay
770-1	1	Losing	A	1	2	2

Stage Sequences

Controller Stream	Sequence	Name	Multiple cycling	Stage IDs	Stage ends
770-1	1	(untitled)	Single	1, 2	52, 18

Intergreen Matrix for Controller Stream 770-1

		To		
		A	B	C
From	A		5	
	B	5		5
	C		9	

Banned Stage transitions for Controller Stream 770-1

		To	
		1	2
From	1		
	2		

Interstage Matrix for Controller Stream 770-1

		To	
		1	2
From	1	0	9
	2	5	0

Resultant Stages

Controller Stream	Resultant Stage	Is base stage	Library Stage ID	Phases in this stage	Stage start (s)	Stage end (s)	Stage duration (s)	User stage minimum (s)	Stage minimum (s)
770-1	1	✓	1	A,C	23	52	29	1	7
	2	✓	2	B	1	18	17	1	7

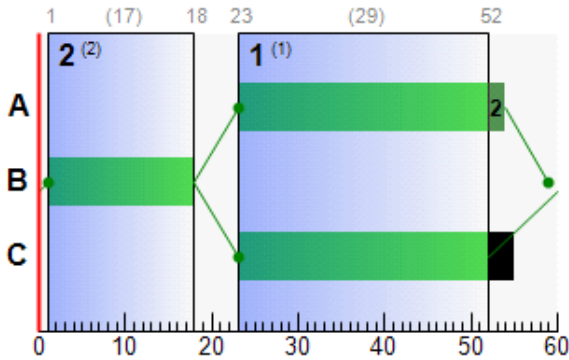
Resultant Phase Green Periods

Controller Stream	Phase	Green period	Is base green period	Start time (s)	End time (s)	Duration (s)
770-1	A	1	✓	23	54	31
	B	1	✓	1	18	17
	C	1	✓	23	52	29

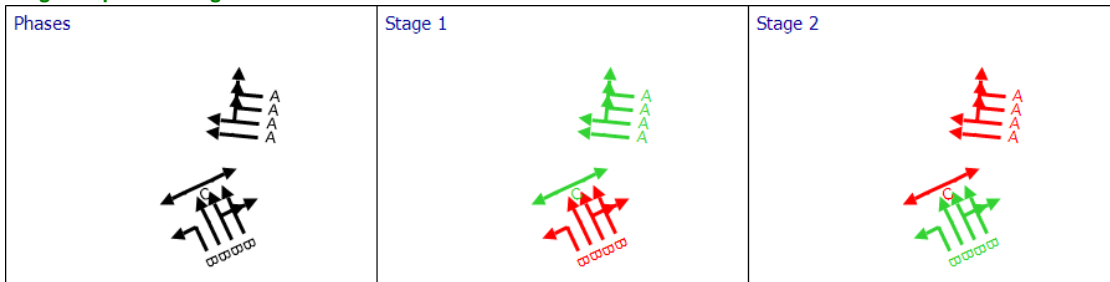
Traffic Stream Green Times

Arm	Traffic Stream	Traffic Node	Controller Stream	Phase	Green Period 1		
					Start	End	Duration
D	1	3	770-1	B	1	18	17
D	2	3	770-1	B	1	18	17
D	3	3	770-1	B	1	18	17
D	4	3	770-1	B	1	18	17
Dc	1	3	770-1	A	23	54	31
Dc	2	3	770-1	A	23	54	31
Dc	3	3	770-1	A	23	54	31
Dc	4	3	770-1	A	23	54	31

Phase Timings Diagram for Controller Stream 770-1



Stage Sequence Diagram for Controller Stream 770-1



Controller Stream 770-2

Controller Stream	Name	Description	Use sequence	Cycle time source	Cycle time (s)
770-2	(untitled)		1	Manual	60

Controller Stream 770-2 - Properties

Controller Stream	Manufacturer name	Type	Model number	(Telephone) Line Number	Site number	Grid reference	Gaining delay type
770-2	Unspecified						Absolute

Controller Stream 770-2 - Optimisation

770-2			None		
-------	--	--	------	--	--

Phases

Controller Stream	Phase	Name	Minimum green (s)	Maximum green (s)	Relative start displacement (s)	Relative end displacement (s)	Type	Blackout Time (s)
770-2	D	(untitled)	7	300	0	0	Traffic	
	E	(untitled)	5	300	0	0	Pedestrian	3

Library Stages

Controller Stream	Library Stage	Phases in stage	User stage minimum (s)
770-2	4	D	1
	5	E	1

Stage Sequences

Controller Stream	Sequence	Name	Multiple cycling	Stage IDs	Stage ends
770-2	1	(untitled)	Single	4, 5	23, 35

Intergreen Matrix for Controller Stream 770-2

		To	
		D	E
From	D		5
	E	7	

Banned Stage transitions for Controller Stream 770-2

		To	
		4	5
From	4		
	5		

Interstage Matrix for Controller Stream 770-2

		To	
		4	5
From	4	0	5
	5	7	0

Resultant Stages

Controller Stream	Resultant Stage	Is base stage	Library Stage ID	Phases in this stage	Stage start (s)	Stage end (s)	Stage duration (s)	User stage minimum (s)	Stage minimum (s)
770-2	1	✓	4	D	42	23	41	1	7
	2	✓	5	E	28	35	7	1	5

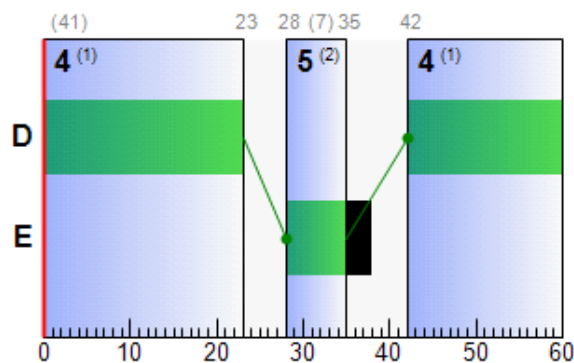
Resultant Phase Green Periods

Controller Stream	Phase	Green period	Is base green period	Start time (s)	End time (s)	Duration (s)
770-2	D	1	✓	42	23	41
	E	1	✓	28	35	7

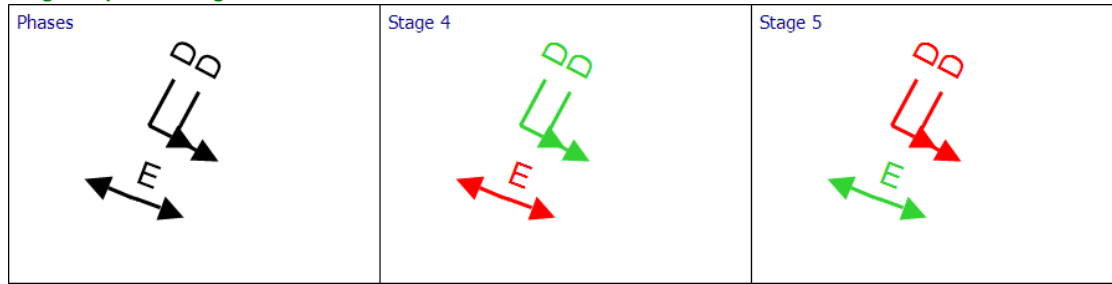
Traffic Stream Green Times

Arm	Traffic Stream	Traffic Node	Controller Stream	Phase	Green Period 1		
					Start	End	Duration
Dxp	1	3-2	770-2	D	42	23	41
Dxp	2	3-2	770-2	D	42	23	41

Phase Timings Diagram for Controller Stream 770-2



Stage Sequence Diagram for Controller Stream 770-2



Controller Stream 770-3

Controller Stream	Name	Description	Use sequence	Cycle time source	Cycle time (s)
770-3	(untitled)		1	NetworkDefault	60

Controller Stream 770-3 - Properties

Controller Stream	Manufacturer name	Type	Model number	(Telephone) Line Number	Site number	Grid reference	Gaining delay type
770-3	Unspecified						Absolute

Controller Stream 770-3 - Optimisation

Controller Stream	Allow offset optimisation	Allow green split optimisation	Optimisation level	Auto redistribute	Enable stage constraint
770-3	✓	✓	Offsets And Green Splits		

Phases

Controller Stream	Phase	Name	Minimum green (s)	Maximum green (s)	Relative start displacement (s)	Relative end displacement (s)	Type	Blackout Time (s)
770-3	F	(untitled)	7	300	0	0	Traffic	
	G	(untitled)	4	300	0	0	Traffic	
	H	(untitled)	4	300	0	0	Traffic	
	I	(untitled)	5	300	0	0	Pedestrian	3
	J	(untitled)	5	300	0	0	Pedestrian	3
	K	(untitled)	10	300	0	0	Pedestrian	3

Library Stages

Controller Stream	Library Stage	Phases in stage	User stage minimum (s)
770-3	7	F, I, J	1
	8	G, H, K	1
	9	G, H	1

Losing / Gaining Phase Delays

Controller Stream	Delay	Type	Phase	From stage	To stage	Relative delay
770-3	1	Losing	I	7	8	2
	2	Losing	F	7	8	2
	3	Losing	G	8	7	7
	4	Losing	H	8	7	5
	5	Losing	I	7	9	4
	6	Losing	F	7	9	4
	7	Losing	G	9	7	7
	8	Losing	H	9	7	5
	9	Losing	J	7	9	2

Stage Sequences

Controller Stream	Sequence	Name	Multiple cycling	Stage IDs	Stage ends
770-3	1	(untitled)	Single	7, 9	13, 42

Intergreen Matrix for Controller Stream 770-3

		To					
		F	G	H	I	J	K
From	F		7	5			6
	G	4			5		
	H	6				5	
	I		7				
	J			7			
	K	11					

Banned Stage transitions for Controller Stream 770-3

		To		
		7	8	9
From	7			
	8			
	9			

Interstage Matrix for Controller Stream 770-3

		To		
		7	8	9
From	7	0	9	11
	8	12	0	0
	9	12	0	0

Resultant Stages

Controller Stream	Resultant Stage	Is base stage	Library Stage ID	Phases in this stage	Stage start (s)	Stage end (s)	Stage duration (s)	User stage minimum (s)	Stage minimum (s)
770-3	1	✓	7	F,I,J	54	13	19	1	2
	2	✓	9	G,H	24	42	18	1	1

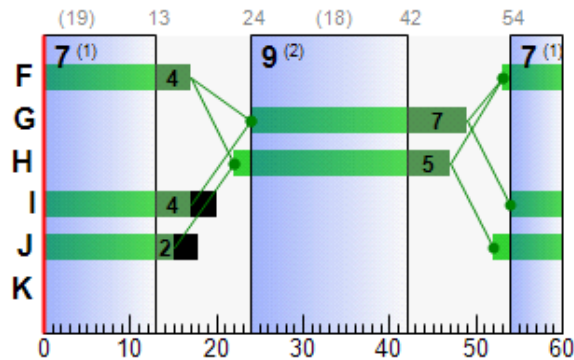
Resultant Phase Green Periods

Controller Stream	Phase	Green period	Is base green period	Start time (s)	End time (s)	Duration (s)
770-3	F	1	✓	53	17	24
	G	1	✓	24	49	25
	H	1	✓	22	47	25
	I	1	✓	54	17	23
	J	1	✓	52	15	23

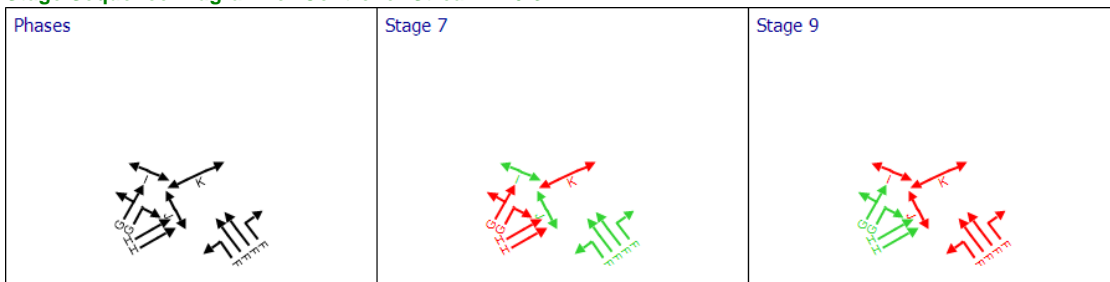
Traffic Stream Green Times

Arm	Traffic Stream	Traffic Node	Controller Stream	Phase	Green Period 1		
					Start	End	Duration
Ec	1	4	770-3	F	53	17	24
Ec	2	4	770-3	F	53	17	24
Ec	3	4	770-3	F	53	17	24
Ec	4	4	770-3	F	53	17	24
E1	1	4	770-3	G	24	49	25
E1	2	4	770-3	G	24	49	25
E2	3	4	770-3	H	22	47	25
E2	4	4	770-3	H	22	47	25

Phase Timings Diagram for Controller Stream 770-3



Stage Sequence Diagram for Controller Stream 770-3



Controller Stream 770-4

Controller Stream	Name	Description	Use sequence	Cycle time source	Cycle time (s)
770-4	(untitled)		1	NetworkDefault	60

Controller Stream 770-4 - Properties

Controller Stream	Manufacturer name	Type	Model number	(Telephone) Line Number	Site number	Grid reference	Gaining delay type
770-4	Unspecified						Absolute

Controller Stream 770-4 - Optimisation

Controller Stream	Allow offset optimisation	Allow green split optimisation	Optimisation level	Auto redistribute	Enable stage constraint
770-4			None		

Phases

Controller Stream	Phase	Name	Minimum green (s)	Maximum green (s)	Relative start displacement (s)	Relative end displacement (s)	Type	Blackout Time (s)
770-4	L	(untitled)	7	300	0	0	Traffic	
	M	(untitled)	6	300	0	0	Pedestrian	3

Library Stages

Controller Stream	Library Stage	Phases in stage	User stage minimum (s)
770-4	11	L	1
	12	M	1

Stage Sequences

Controller Stream	Sequence	Name	Multiple cycling	Stage IDs	Stage ends
770-4	1	(untitled)	Single	11, 12	24, 37

Intergreen Matrix for Controller Stream 770-4

		To	
		L	M
From	L		5
	M	7	

Banned Stage transitions for Controller Stream 770-4

		To	
		11	12
From	11		
	12		

Interstage Matrix for Controller Stream 770-4

		To	
		11	12
From	11	0	5
	12	7	0

Resultant Stages

Controller Stream	Resultant Stage	Is base stage	Library Stage ID	Phases in this stage	Stage start (s)	Stage end (s)	Stage duration (s)	User stage minimum (s)	Stage minimum (s)
770-4	1	✓	11	L	44	24	40	1	7
	2	✓	12	M	29	37	8	1	6

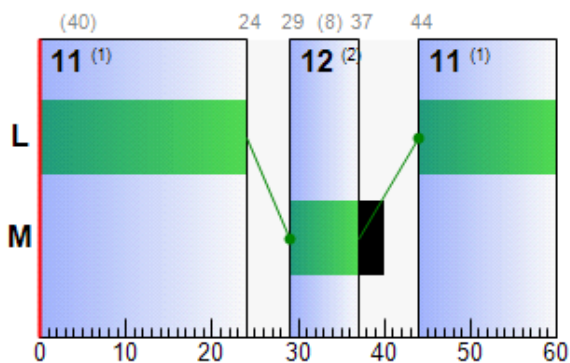
Resultant Phase Green Periods

Controller Stream	Phase	Green period	Is base green period	Start time (s)	End time (s)	Duration (s)
770-4	L	1	✓	44	24	40
	M	1	✓	29	37	8

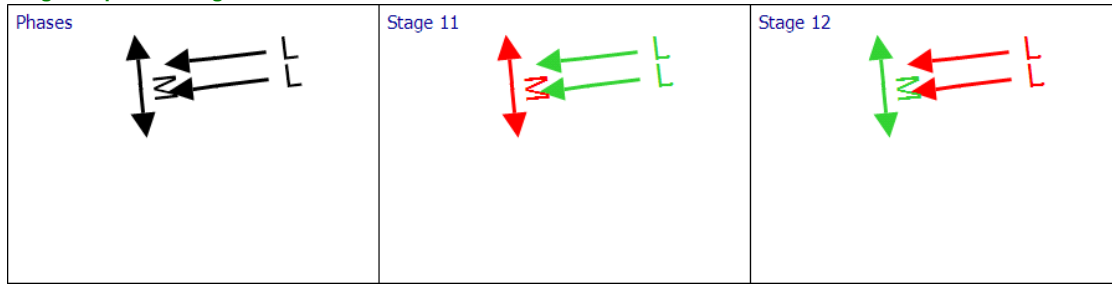
Traffic Stream Green Times

Arm	Traffic Stream	Traffic Node	Controller Stream	Phase	Green Period 1		
					Start	End	Duration
Exp	1	4-2	770-4	L	44	24	40
Exp	2	4-2	770-4	L	44	24	40

Phase Timings Diagram for Controller Stream 770-4



Stage Sequence Diagram for Controller Stream 770-4



Controller Stream 771-1

Controller Stream	Name	Description	Use sequence	Cycle time source	Cycle time (s)
771-1	(untitled)		1	NetworkDefault	60

Controller Stream 771-1 - Properties

Controller Stream	Manufacturer name	Type	Model number	(Telephone) Line Number	Site number	Grid reference	Gaining delay type
771-1	Unspecified						Absolute

Controller Stream 771-1 - Optimisation

Controller Stream	Allow offset optimisation	Allow green split optimisation	Optimisation level	Auto redistribute	Enable stage constraint
771-1	✓	✓	Offsets And Green Splits		

Phases

Controller Stream	Phase	Name	Minimum green (s)	Maximum green (s)	Relative start displacement (s)	Relative end displacement (s)	Type	Blackout Time (s)
771-1	A	(untitled)	7	300	0	0	Traffic	
	B	(untitled)	7	300	0	0	Traffic	
	C	(untitled)	9	300	0	0	Pedestrian	3
	D	(untitled)	9	300	0	0	Pedestrian	3

Library Stages

Controller Stream	Library Stage	Phases in stage	User stage minimum (s)
771-1	1	A, C	1
	2	A	1
	3	B, D	1

Losing / Gaining Phase Delays

Controller Stream	Delay	Type	Phase	From stage	To stage	Relative delay
771-1	1	Losing	A	1	3	6
	2	Losing	B	3	1	6

Stage Sequences

Controller Stream	Sequence	Name	Multiple cycling	Stage IDs	Stage ends
771-1	1	(untitled)	Single	1, 3	9, 38

Intergreen Matrix for Controller Stream 771-1

		To			
		A	B	C	D
From	A		5		5
	B	5		5	
	C		11		
	D	11			

Banned Stage transitions for Controller Stream 771-1

		To		
		1	2	3
From	1			
	2			
	3			

Interstage Matrix for Controller Stream 771-1

		To		
		1	2	3
From	1	0	0	11
	2	0	0	5
	3	11	11	0

Resultant Stages

Controller Stream	Resultant Stage	Is base stage	Library Stage ID	Phases in this stage	Stage start (s)	Stage end (s)	Stage duration (s)	User stage minimum (s)	Stage minimum (s)
771-1	1	✓	1	A,C	49	9	20	1	9
	2	✓	3	B,D	20	38	18	1	9

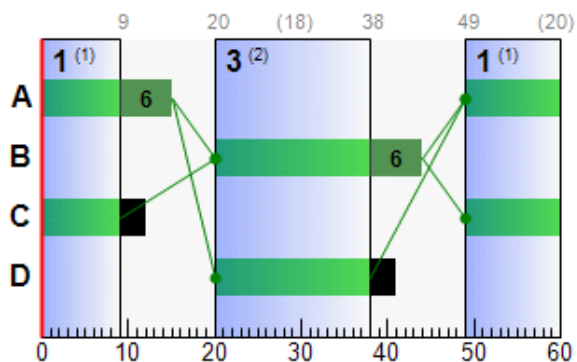
Resultant Phase Green Periods

Controller Stream	Phase	Green period	Is base green period	Start time (s)	End time (s)	Duration (s)
771-1	A	1	✓	49	15	26
	B	1	✓	20	44	24
	C	1	✓	49	9	20
	D	1	✓	20	38	18

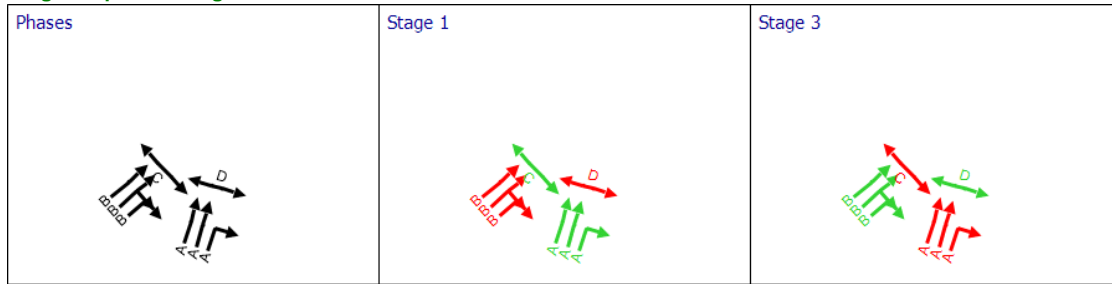
Traffic Stream Green Times

Arm	Traffic Stream	Traffic Node	Controller Stream	Phase	Green Period 1		
					Start	End	Duration
F	1	5	771-1	B	20	44	24
F	2	5	771-1	B	20	44	24
F	3	5	771-1	B	20	44	24
Fc	1	5	771-1	A	49	15	26
Fc	2	5	771-1	A	49	15	26
Fc	3	5	771-1	A	49	15	26

Phase Timings Diagram for Controller Stream 771-1



Stage Sequence Diagram for Controller Stream 771-1



Controller Stream 771-2

Controller Stream	Name	Description	Use sequence	Cycle time source	Cycle time (s)
771-2	(untitled)		1	NetworkDefault	60

Controller Stream 771-2 - Properties

Controller Stream	Manufacturer name	Type	Model number	(Telephone) Line Number	Site number	Grid reference	Gaining delay type
771-2	Unspecified						Absolute

Controller Stream 771-2 - Optimisation

Controller Stream	Allow offset optimisation	Allow green split optimisation	Optimisation level	Auto redistribute	Enable stage constraint
771-2	✓	✓	Offsets And Green Splits		

Phases

Controller Stream	Phase	Name	Minimum green (s)	Maximum green (s)	Relative start displacement (s)	Relative end displacement (s)	Type	Blackout Time (s)
771-2	A	(untitled)	7	300	0	0	Pedestrian	3
	D	(untitled)	7	300	0	0	Traffic	
	E	(untitled)	7	300	0	0	Traffic	
	F	(untitled)	7	300	0	0	Pedestrian	3

Library Stages

Controller Stream	Library Stage	Phases in stage	User stage minimum (s)
771-2	5	D, F	1
	6	E, A	1

Losing / Gaining Phase Delays

Controller Stream	Delay	Type	Phase	From stage	To stage	Relative delay
771-2	1	Losing	E	6	5	7
	2	Losing	D	5	6	11

Stage Sequences

Controller Stream	Sequence	Name	Multiple cycling	Stage IDs	Stage ends
771-2	1	(untitled)	Single	5, 6	1, 33

Intergreen Matrix for Controller Stream 771-2

		To			
		A	D	E	F
From	A		12		
	D	5		5	
	E		5		5
	F			16	

Banned Stage transitions for Controller Stream 771-2

		To	
		5	6
From	5		
	6		

Interstage Matrix for Controller Stream 771-2

		To	
		5	6
From	5	0	16
	6	12	0

Resultant Stages

Controller Stream	Resultant Stage	Is base stage	Library Stage ID	Phases in this stage	Stage start (s)	Stage end (s)	Stage duration (s)	User stage minimum (s)	Stage minimum (s)
771-2	1	✓	5	D,F	45	1	16	1	7
	2	✓	6	E,A	17	33	16	1	7

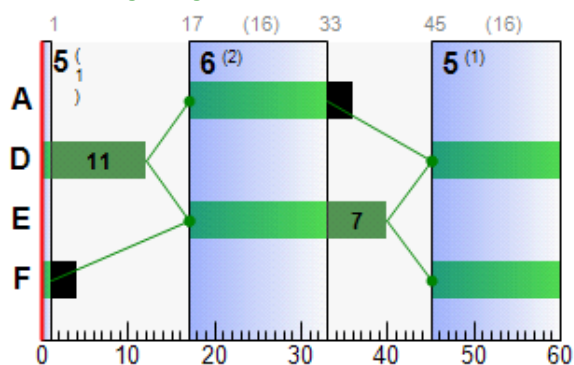
Resultant Phase Green Periods

Controller Stream	Phase	Green period	Is base green period	Start time (s)	End time (s)	Duration (s)
771-2	A	1	✓	17	33	16
	D	1	✓	45	12	27
	E	1	✓	17	40	23
	F	1	✓	45	1	16

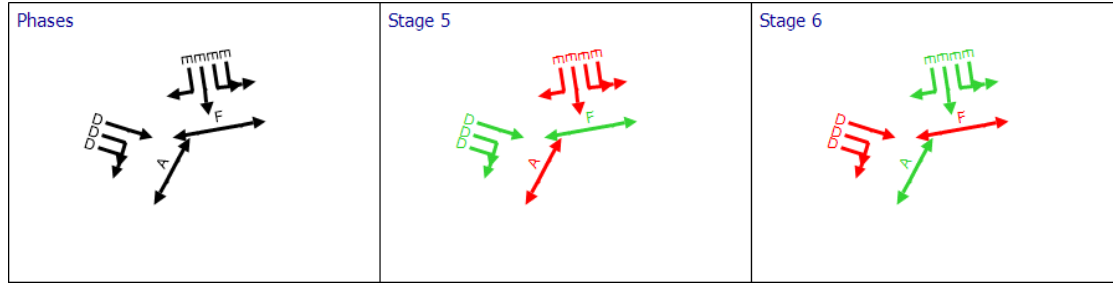
Traffic Stream Green Times

Arm	Traffic Stream	Traffic Node	Controller Stream	Phase	Green Period 1		
					Start	End	Duration
A	1	6	771-2	E	17	40	23
A	2	6	771-2	E	17	40	23
A	3	6	771-2	E	17	40	23
A	4	6	771-2	E	17	40	23
Ac	1	6	771-2	D	45	12	27
Ac	2	6	771-2	D	45	12	27
Ac	3	6	771-2	D	45	12	27

Phase Timings Diagram for Controller Stream 771-2



Stage Sequence Diagram for Controller Stream 771-2



Controller Stream TC777-1

Controller Stream	Name	Description	Use sequence	Cycle time source	Cycle time (s)
TC777-1	A653 Dewsbury Road / Topcliffe Lane		1	NetworkDefault	60

Controller Stream TC777-1 - Properties

Controller Stream	Manufacturer name	Type	Model number	(Telephone) Line Number	Site number	Grid reference	Gaining delay type
TC777-1	Unspecified						Absolute

Controller Stream TC777-1 - Optimisation

Controller Stream	Allow offset optimisation	Allow green split optimisation	Optimisation level	Auto redistribute	Enable stage constraint
TC777-1	✓	✓	Offsets And Green Splits		

Phases

Controller Stream	Phase	Name	Minimum green (s)	Maximum green (s)	Relative start displacement (s)	Relative end displacement (s)	Type	Blackout Time (s)
TC777-1	A	Dewsbury Rd NB	7	300	0	1	Traffic	
	B	Dewsbury Rd SB	7	300	0	2	Traffic	
	C	Dewsbury Rd NB RT	7	300	0	0	Traffic	
	D	Topcliffe Ln RT	7	300	0	0	Traffic	
	E	Side Road	7	300	0	0	Traffic	
	F	Ped Xing at D	5	300	0	0	Pedestrian	3
	G	Ped Xing at B	7	300	0	0	Pedestrian	3
	H	Ped Xing at A AH	6	300	0	0	Pedestrian	3
	I	Ped Xing at A LT	5	300	0	0	Pedestrian	3
	J	(untitled)	7	300	0	0	Traffic	

Library Stages

Controller Stream	Library Stage	Phases in stage	User stage minimum (s)
TC777-1	1	A, B, F	1
	2	A, C, F, G	1
	3	B, F, H, I	1
	4	D, E	1
	5	D, H, I	1
	6	E, F, I	1
	7	A, F, J	1

Losing / Gaining Phase Delays

Controller Stream	Delay	Type	Phase	From stage	To stage	Relative delay
TC777-1	1	Losing	B	1	5	3

Stage Sequences

Controller Stream	Sequence	Name	Multiple cycling	Stage IDs	Stage ends
TC777-1	1	(untitled)	Single	1, 5, 7	38, 54, 6

Intergreen Matrix for Controller Stream TC777-1

		To									
		A	B	C	D	E	F	G	H	I	J
From	A				5	5			7	5	
	B			5	5	5		5			5
	C		6		5	5					6
	D	5	5	6			5				5
	E	5	5	5					8		5
	F				8						
	G		16								16
	H	6				6					
	I	5									
	J		5	5	5	5		5			

Banned Stage transitions for Controller Stream TC777-1

		To						
		1	2	3	4	5	6	7
From	1							
	2							
	3							
	4							
	5							
	6							
	7							

Interstage Matrix for Controller Stream TC777-1

		To						
		1	2	3	4	5	6	7
From	1	0	5	7	8	8	5	5
	2	16	0	16	8	8	5	16
	3	6	6	0	8	8	6	6
	4	5	6	8	0	8	5	5
	5	6	6	5	6	0	6	6
	6	5	5	8	8	8	0	5
	7	5	5	7	8	8	5	0

Resultant Stages

Controller Stream	Resultant Stage	Is base stage	Library Stage ID	Phases in this stage	Stage start (s)	Stage end (s)	Stage duration (s)	User stage minimum (s)	Stage minimum (s)
TC777-1	1	✓	1	A,B,F	11	38	27	1	4
	2	✓	5	D,H,I	46	54	8	1	7
	3	✓	7	A,F,J	0	6	6	1	6

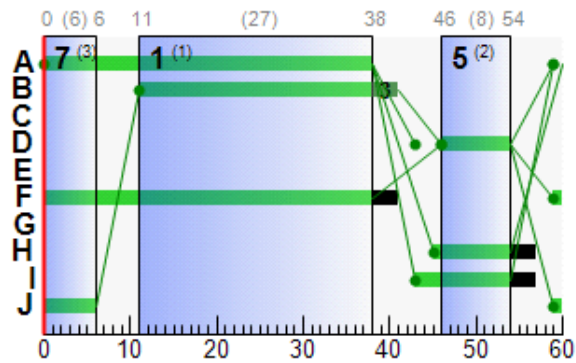
Resultant Phase Green Periods

Controller Stream	Phase	Green period	Is base green period	Start time (s)	End time (s)	Duration (s)
TC777-1	A	1	✓	0	38	38
	B	1	✓	11	41	30
	D	1	✓	46	54	8
	F	1	✓	59	38	39
	H	1	✓	45	54	9
	I	1	✓	43	54	11
J	1	✓	59	6	7	

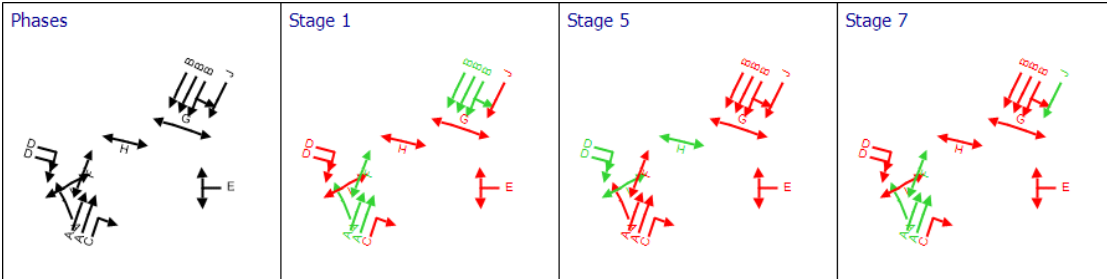
Traffic Stream Green Times

Arm	Traffic Stream	Traffic Node	Controller Stream	Phase	Green Period 1		
					Start	End	Duration
TC5	2	TC771-6	TC777-1	A	0	38	38
TC5	3	TC771-6	TC777-1	A	0	38	38
TC5	4	TC771-6	TC777-1	C			
TC9	1	TC771-6	TC777-1	B	11	41	30
TC9	2	TC771-6	TC777-1	B	11	41	30
TC9	3	TC771-6	TC777-1	B	11	41	30
TC35	1	TC771-6	TC777-1	A	0	38	38
TC41	1	TC771-6	TC777-1	D	46	54	8
TC41	2	TC771-6	TC777-1	D	46	54	8
TC42	1	TC771-6	TC777-1	E			
53	1	TC771-6	TC777-1	J	59	6	7

Phase Timings Diagram for Controller Stream TC777-1



Stage Sequence Diagram for Controller Stream TC777-1



Controller Stream TC777-2

Controller Stream	Name	Description	Use sequence	Cycle time source	Cycle time (s)
TC777-2	Topcliffe Ln LT Ped		1	NetworkDefault	60

Controller Stream TC777-2 - Properties

Controller Stream	Manufacturer name	Type	Model number	(Telephone) Line Number	Site number	Grid reference	Gaining delay type
TC777-2	Unspecified						Absolute

Controller Stream TC777-2 - Optimisation

Controller Stream	Allow offset optimisation	Allow green split optimisation	Optimisation level	Auto redistribute	Enable stage constraint
TC777-2	✓	✓	Offsets And Green Splits		

Phases

Controller Stream	Phase	Name	Minimum green (s)	Maximum green (s)	Relative start displacement (s)	Relative end displacement (s)	Type	Blackout Time (s)
TC777-2	J	Topcliffe Ln LT	7	300	0	0	Traffic	
	K	Ped Xing at J	5	300	0	0	Pedestrian	3

Library Stages

Controller Stream	Library Stage	Phases in stage	User stage minimum (s)
TC777-2	1	J	1
	2	K	1

Stage Sequences

Controller Stream	Sequence	Name	Multiple cycling	Stage IDs	Stage ends
TC777-2	1	(untitled)	Single	1, 2	40, 50

Intergreen Matrix for Controller Stream TC777-2

		To	
		J	K
From	J		5
	K	5	

Banned Stage transitions for Controller Stream TC777-2

		To	
		1	2
From	1		
	2		

Interstage Matrix for Controller Stream TC777-2

		To	
		1	2
From	1	0	5
	2	5	0

Resultant Stages

Controller Stream	Resultant Stage	Is base stage	Library Stage ID	Phases in this stage	Stage start (s)	Stage end (s)	Stage duration (s)	User stage minimum (s)	Stage minimum (s)
TC777-2	1	✓	1	J	55	40	45	1	7
	2	✓	2	K	45	50	5	1	5

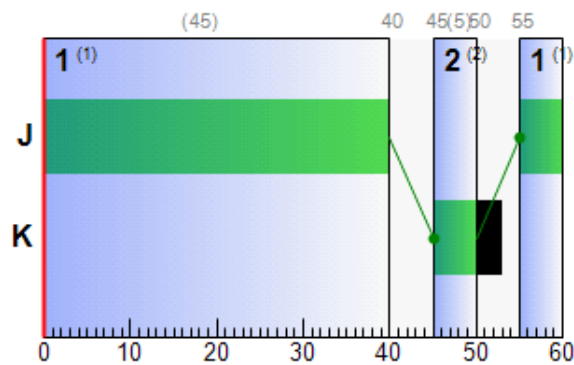
Resultant Phase Green Periods

Controller Stream	Phase	Green period	Is base green period	Start time (s)	End time (s)	Duration (s)
TC777-2	J	1	✓	55	40	45
	K	1	✓	45	50	5

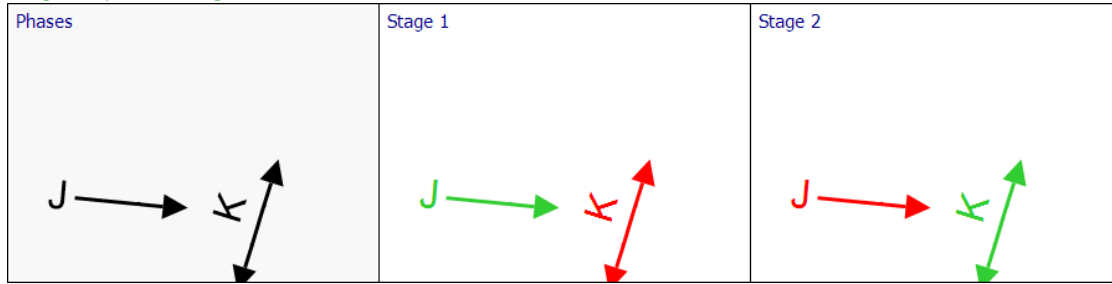
Traffic Stream Green Times

Arm	Traffic Stream	Traffic Node	Controller Stream	Phase	Green Period 1		
					Start	End	Duration
TC37	1	TC771-6	TC777-2	J	55	40	45

Phase Timings Diagram for Controller Stream TC777-2



Stage Sequence Diagram for Controller Stream TC777-2



Resultant penalties

Time Segment	Controller stream	Phase min max penalty (£ per hr)	Intergreen broken penalty (£ per hr)	Stage constraint broken penalty (£ per hr)	Cost of controller stream penalties (£ per hr)
16:30-17:30	(ALL)	0.00	0.00	0.00	0.00

Results - Link

Results - Traffic Stream

Results - Traffic Stream: Vehicle summary

Time Segment	Arm	Traffic Stream	Name	Phase	Calculated flow entering (PCU/hr)	Calculated sat flow (PCU/hr)	Actual green (s per cycle)	Calculated capacity (PCU/hr)	Degree of saturation (%)	Practical reserve capacity (%)	Mean Delay per Veh (s)	Mean max queue (PCU)	Utilised storage (%)	JourneyTime (s)	
	A	1	(untitled)	E	820	2050	23	820	100	-10	83.94	24.76	201.42	89.24	
		2	(untitled)	E	361	2050	23	820	44	104	17.78	3.60	28.34	23.25	
		3	(untitled)	E	503	2050	23	820	61	47	9.46	2.80	21.58	15.07	
		4	(untitled)	E	820	2050	23	820	100	-10	91.27	25.43	191.35	97.00	
	Ac	1	(untitled)	D	830	2263	27	1056	79	15	19.87	8.46	54.61	26.55	
		2	(untitled)	D	264	2263	27	982	27	235	10.58	3.79	25.25	19.46	
		3	(untitled)	D	529	2263	27	1056	50	80	15.18	8.08	56.26	21.37	
	Acf	1	(untitled)		1094	2263	60	2263	48	86	0.74	0.23	1.81	6.11	
		2	(untitled)		529	2263	60	2263	23	285	0.24	0.04	0.29	7.64	
	Af	1	(untitled)		1181	2050	60	1901	62	45	3.23	8.40	87.27	9.87	
		2	(untitled)		503	2050	60	2050	25	266	0.29	0.04	0.42	6.90	
		3	(untitled)		820	2050	60	829	99	-9	63.67	20.50	213.18	70.30	
	B	1	(untitled)	B	102	2050	11	410	25	263	15.81	2.36	14.33	22.91	
		2	(untitled)	B	339	2150	11	423	80	13	32.76	6.20	36.68	40.05	
		3	(untitled)	B	420	2100	11	420	100	-10	192.78	26.00	149.97	200.25	
		4	(untitled)	B	367	2050	11	410	90	0	55.94	9.35	52.47	68.23	
	Bc	1	(untitled)	A	712	2050	37	1298	55	64	11.50	14.25	61.40	21.50	
		2	(untitled)	A	766	2050	37	1254	61	47	16.04	10.19	44.35	25.95	
		3	(untitled)	A	999	2050	37	1298	77	17	23.54	19.85	87.32	33.34	
	Bcf	1	(untitled)		1650	2263	60	2263	73	23	2.13	0.98	8.19	6.85	
		2	(untitled)		712	2263	60	2263	31	186	0.37	0.07	0.60	6.20	
		3	(untitled)		766	2263	60	2263	34	166	0.41	0.09	0.74	6.56	
		4	(untitled)		999	2263	60	2249	44	103	0.64	2.00	17.04	7.27	
	Bf	1	(untitled)		440	1800	60	1800	24	268	0.32	0.04	0.10	27.66	
		2	(untitled)		787	1800	60	818	96	-6	130.43	46.85	117.92	157.85	
	C	1	(untitled)	G	443	2100	15	560	79	14	32.24	7.86	37.32	46.77	
		2	(untitled)	G	295	2200	15	574	51	75	22.08	4.20	19.75	36.76	
		3	(untitled)	G	270	2050	15	547	49	82	21.84	3.84	17.75	36.77	
	Cf	1	(untitled)		443	1965	60	1965	23	299	0.27	0.03	0.13	17.62	
		2	(untitled)		565	1965	60	1965	29	213	0.37	0.06	0.23	17.87	
			1	(untitled)	B	393	2050	17	615	64	41	20.29	5.67	59.27	24.41

16:30-17:30	D	2	(untitled)	B	204	1850	17	555	37	145	15.86	2.67	27.91	19.98
		3	(untitled)	B	296	2250	17	675	44	105	15.91	3.79	38.90	20.12
		4	(untitled)	B	406	2250	17	675	60	50	18.83	5.68	54.65	23.32
	Dc	1	(untitled)	A	536	2100	31	1120	48	88	5.54	2.54	29.03	9.31
		2	(untitled)	A	998	2100	31	1120	89	1	23.93	10.35	123.12	27.55
		3	(untitled)	A	231	2100	31	1120	21	337	6.92	2.35	29.05	10.40
	Dcf	4	(untitled)	A	495	2100	31	1120	44	104	22.63	6.54	84.48	25.97
		1	(untitled)		968	2050	60	2050	47	91	0.78	0.21	1.84	5.73
		2	(untitled)		781	2100	60	2100	37	142	0.51	0.11	0.96	5.45
		3	(untitled)		536	2100	60	2100	26	253	0.29	0.04	0.38	5.27
		4	(untitled)		998	2100	60	1128	88	2	17.44	10.50	90.66	22.44
		5	(untitled)		231	2100	60	2100	11	720	0.11	0.01	0.06	5.12
	Df	6	(untitled)		495	2100	60	1891	26	244	0.67	2.37	20.26	5.71
		1	(untitled)	B	585	1900	43	1393	42	114	4.02	3.89	11.18	28.02
	Dxp	2	(untitled)	B	702	2250	43	1650	43	112	3.91	4.64	13.35	27.91
		1	(untitled)	D	973	2050	41	1435	68	33	3.60	2.27	27.97	7.09
	Ec	2	(untitled)	D	806	2050	41	1435	56	60	1.67	0.44	5.22	5.32
		1	(untitled)	F	672	2150	24	896	75	20	13.64	7.00	80.33	17.40
		2	(untitled)	F	435	2263	24	943	46	95	14.09	4.20	49.84	17.72
		3	(untitled)	F	771	2263	24	943	82	10	21.89	8.74	107.45	25.39
	Ecf	4	(untitled)	F	380	2250	24	938	41	122	5.57	2.46	31.31	8.95
		1	(untitled)		629	2100	60	1681	37	140	1.73	2.43	30.43	5.17
		2	(untitled)		1298	2100	60	2020	64	40	1.69	5.21	64.66	5.16
		3	(untitled)		435	2263	60	2263	19	369	0.19	0.02	0.28	3.71
		4	(untitled)		771	2300	60	1403	55	64	4.40	2.79	33.80	7.96
	Ef	5	(untitled)		426	2300	60	2300	19	386	0.18	0.02	0.25	3.82
		1	(untitled)		797	1900	60	1900	42	115	0.68	0.15	0.68	15.99
	Exp	2	(untitled)		584	1900	60	1900	31	193	0.42	0.07	0.31	15.73
		1	(untitled)	L	629	2050	40	1401	45	100	10.79	7.03	77.97	14.67
	F	2	(untitled)	L	625	2050	40	1401	45	102	11.80	8.96	95.92	15.83
		1	(untitled)	B	219	2100	24	875	25	260	12.09	2.38	16.06	18.47
		2	(untitled)	B	269	2100	24	875	31	193	12.63	2.84	19.04	19.06
	Fc	3	(untitled)	B	443	2100	24	875	51	78	15.05	5.16	33.99	21.59
		1	(untitled)	A	589	2263	26	1018	58	56	16.04	6.50	20.75	35.03
		2	(untitled)	A	803	2263	26	956	84	7	36.15	13.93	44.88	54.57
	Ff	3	(untitled)	A	885	2263	26	1002	88	2	28.00	16.46	53.39	47.20
		1	(untitled)		488	1900	60	1900	26	250	0.33	0.04	0.09	33.41
	G	2	(untitled)		443	1900	60	1900	23	286	0.29	0.04	0.07	33.34
		1	(untitled)	F	315	2050	15	296	107	-16	315.48	33.26	122.46	331.54
	Gf	2	(untitled)	F	315	2050	15	300	105	-14	249.36	26.85	101.18	260.80
1		(untitled)		292	2050	60	2049	14	532	0.16	2.34	34.55	3.07	
xA	2	(untitled)		292	2050	60	2049	14	532	0.16	2.34	34.95	3.04	
	1	(untitled)		743	2263	60	2263	33	174	0.39	0.08	0.20	17.73	
xB	2	(untitled)		842	2263	60	2263	37	142	0.47	0.11	0.27	17.87	
	1	(untitled)		1650	Unrestricted	60	Unrestricted	0	Unrestricted	0.00	0.00	0.00	5.79	
xC	1	(untitled)		650	1900	60	650	100	-10	129.12	30.00	149.22	137.78	
	2	(untitled)		650	1900	60	650	100	-10	128.94	30.00	148.72	137.64	
xD	1	(untitled)		973	Unrestricted	60	Unrestricted	0	Unrestricted	0.00	0.00	0.00	9.13	
	2	(untitled)		806	Unrestricted	60	Unrestricted	0	Unrestricted	0.00	0.00	0.00	9.21	
xE	1	(untitled)		629	Unrestricted	60	Unrestricted	0	Unrestricted	0.00	0.00	0.00	13.04	
	2	(untitled)		625	Unrestricted	60	Unrestricted	0	Unrestricted	0.00	0.00	0.00	13.04	
xF	1	(untitled)		778	Unrestricted	60	Unrestricted	0	Unrestricted	0.00	0.00	0.00	12.19	
Cc1	1	(untitled)	E	704	2050	30	1059	66	35	14.20	6.15	36.92	20.74	
E1	1	(untitled)	G	292	2050	25	888	33	174	12.24	3.01	21.61	18.24	
	2	(untitled)	G	505	2200	25	953	53	70	14.64	5.71	41.04	20.64	
Gf1	1	(untitled)		46	650	60	650	7	1171	0.22	0.00	0.03	3.81	
	2	(untitled)	D	876	2150	29	1033	85	6	28.16	12.77	81.03	38.86	
	3	(untitled)	D	703	2050	29	1025	69	31	12.69	7.52	48.37	22.05	

Cc2	4	(untitled)	D	966	2150	29	1075	90	0	27.60	17.08	108.28	37.53
	5	(untitled)	D	89	2050	29	1025	9	942	3.10	0.22	1.44	11.79
	6	(untitled)	D	367	2050	29	1025	36	151	0.98	0.10	0.65	8.90
E2	3	(untitled)	H	292	2150	25	923	32	185	12.15	3.00	32.35	16.14
	4	(untitled)	H	292	2050	25	888	33	174	12.24	3.00	31.80	16.31
TC5	2	(untitled)	A	561	2263	38	1509	37	142	4.37	2.26	56.47	7.13
	3	(untitled)	A	842	2263	38	1509	56	61	1.50	0.35	8.77	4.26
	4	(untitled)	C	0	0	0	0	0	-100	0.00	0.00	0.00	0.00
TC9	1	(untitled)	B	971	1925	30	971	100	-10	85.33	31.04	194.64	96.34
	2	(untitled)	B	465	1966	30	1081	43	109	16.34	6.45	40.28	27.39
	3	(untitled)	B	605	1947	30	605	100	-10	133.24	27.76	172.24	144.37
TC35	1	(untitled)	A	182	1900	38	1267	14	525	4.16	1.46	34.78	7.06
TC36	1	(untitled)		553	1800	60	1800	31	193	0.44	0.07	1.55	3.47
TC37	1	(untitled)	J	107	1850	45	1418	8	1093	1.85	0.42	5.44	5.04
TC38	1	(untitled)		107	440	60	440	24	270	3.33	2.45	66.20	4.86
TC39	2	(untitled)		561	2263	60	2263	25	263	0.26	0.04	0.67	2.80
	3	(untitled)		842	2263	60	2263	37	142	0.47	0.11	1.90	2.87
TC40	2	(untitled)		668	Unrestricted	60	Unrestricted	0	Unrestricted	0.00	0.00	0.00	4.23
	3	(untitled)		842	Unrestricted	60	Unrestricted	0	Unrestricted	0.00	0.00	0.00	4.02
TC41	1	(untitled)	D	197	1850	8	278	71	27	39.55	3.74	39.38	43.48
	2	(untitled)	D	249	1850	8	278	90	0	69.41	6.73	70.31	73.38
TC42	1	(untitled)	E	0	0	0	0	0	-100	0.00	0.00	0.00	0.00
TC43	1	(untitled)		0	1800	60	1800	0	Unrestricted	0.00	0.00	0.00	0.00
47	1	(untitled)		1300	1300	60	1300	100	-10	48.58	17.54	75.48	64.61
48	1	(untitled)		1008	1965	60	1965	51	75	0.96	0.27	2.81	7.58
49	1	(untitled)		1095	1900	60	988	111	-19	199.48	74.02	1621.76	202.63
	2	(untitled)		1263	1900	60	1071	118	-24	289.50	116.29	2548.03	292.65
50	1	(untitled)		1327	1900	60	1228	108	-17	157.81	75.27	898.99	163.59
51	1	(untitled)		931	1900	60	1900	49	84	0.91	0.24	3.61	5.41
53	1		J	16	1800	7	240	7	1230	15.92	0.21	1.34	26.84
54	1		A	12	1800	7	240	5	1700	23.36	0.17	0.50	47.36

Data Entry - Stage Start and End

Resultant Stage

Controller Stream	Resultant Stage	Is base stage	Library Stage ID	Phases in this stage	Stage start (s)	Stage end (s)	Stage duration (s)	User stage minimum (s)	Stage minimum (s)
11	1	✓	1	A	35	42	7	1	7
	2	✓	2	B	47	30	43	1	7
769-1	1	✓	1	A,C	56	29	33	1	7
	2	✓	2	B	40	51	11	1	7
769-2	1	✓	4	D,E,H,I	43	5	22	1	1
	2	✓	5	F,G,J,K	19	28	9	1	9
770-1	1	✓	1	A,C	23	52	29	1	7
	2	✓	2	B	1	18	17	1	7
770-2	1	✓	4	D	42	23	41	1	7
	2	✓	5	E	28	35	7	1	5
770-3	1	✓	7	F,I,J	54	13	19	1	2
	2	✓	9	G,H	24	42	18	1	1
770-4	1	✓	11	L	44	24	40	1	7
	2	✓	12	M	29	37	8	1	6
771-1	1	✓	1	A,C	49	9	20	1	9
	2	✓	3	B,D	20	38	18	1	9
771-2	1	✓	5	D,F	45	1	16	1	7
	2	✓	6	E,A	17	33	16	1	7
TC777-1	1	✓	1	A,B,F	11	38	27	1	4
	2	✓	5	D,H,I	46	54	8	1	7
	3	✓	7	A,F,J	0	6	6	1	6
TC777-2	1	✓	1	J	55	40	45	1	7
	2	✓	2	K	45	50	5	1	5

Data Entry - Phase

Phase

Controller Stream	Phase	Phase	Minimum green (s)	Maximum green (s)	Relative start displacement (s)	Relative end displacement (s)	Type
11	A	A	7	300	0	0	Traffic
	B	B	7	300	0	0	Traffic
769-1	A	A	7	300	0	0	Traffic
	B	B	7	300	0	0	Traffic
	C	C	7	300	0	0	Pedestrian
769-2	D	D	7	300	0	0	Traffic
	E	E	7	300	0	0	Traffic
	F	F	4	300	0	0	Traffic
	G	G	4	300	0	0	Traffic
	H	H	5	300	0	0	Pedestrian
	I	I	7	300	0	0	Pedestrian
	J	J	12	300	0	0	Pedestrian
	K	K	5	300	0	0	Pedestrian
770-1	A	A	7	300	0	0	Traffic
	B	B	7	300	0	0	Traffic
	C	C	7	300	0	0	Pedestrian
770-2	D	D	7	300	0	0	Traffic
	E	E	5	300	0	0	Pedestrian
770-3	F	F	7	300	0	0	Traffic
	G	G	4	300	0	0	Traffic
	H	H	4	300	0	0	Traffic
	I	I	5	300	0	0	Pedestrian
	J	J	5	300	0	0	Pedestrian
	K	K	10	300	0	0	Pedestrian
770-4	L	L	7	300	0	0	Traffic
	M	M	6	300	0	0	Pedestrian
771-1	A	A	7	300	0	0	Traffic
	B	B	7	300	0	0	Traffic
	C	C	9	300	0	0	Pedestrian
	D	D	9	300	0	0	Pedestrian
771-2	A	A	7	300	0	0	Pedestrian
	D	D	7	300	0	0	Traffic
	E	E	7	300	0	0	Traffic
	F	F	7	300	0	0	Pedestrian
TC777-1	A	A	7	300	0	1	Traffic
	B	B	7	300	0	2	Traffic
	C	C	7	300	0	0	Traffic
	D	D	7	300	0	0	Traffic
	E	E	7	300	0	0	Traffic
	F	F	5	300	0	0	Pedestrian
	G	G	7	300	0	0	Pedestrian
	H	H	6	300	0	0	Pedestrian
	I	I	5	300	0	0	Pedestrian
	J	J	7	300	0	0	Traffic
TC777-2	J	J	7	300	0	0	Traffic
	K	K	5	300	0	0	Pedestrian

Data Entry - Traffic Stream

Traffic Stream

Arm	Traffic Stream	Auto length	Length (m)	Traffic model	Max queue storage (PCU)	Traffic type	Has Saturation Flow	Is signal controlled	Is give way	Saturation flow source	Saturation flow (PCU/hr)	Delay weighting multiplier (%)	Stop weighting multiplier (%)
A	1	✓	70.69	CTM	0.00	Normal	✓	✓		Directly entered	2050	100	100
	2	✓	73.01	CTM	0.00	Normal	✓	✓		Directly entered	2050	100	100
	3	✓	74.71	CTM	0.00	Normal	✓	✓		Directly entered	2050	100	100
	4	✓	76.41	CTM	0.00	Normal	✓	✓		Directly entered	2050	100	100
Ac	1	✓	89.10	CTM	0.00	Normal	✓	✓		Directly entered	2263	100	100
	2	✓	86.29	CTM	0.00	Normal	✓	✓		Directly entered	2263	100	100
	3	✓	82.56	CTM	0.00	Normal	✓	✓		Directly entered	2263	100	100
Acf	1	✓	71.57	CTM	0.00	Normal	✓			Directly entered	2263	100	100
	2	✓	71.88	CTM	0.00	Normal	✓			Directly entered	2263	100	100
Af	1	✓	55.35	CTM	0.00	Normal	✓			Directly entered	2050	100	100
	2	✓	55.14	CTM	0.00	Normal	✓			Directly entered	2050	100	100
	3	✓	55.30	CTM	0.00	Normal	✓			Directly entered	2050	100	100
B	1	✓	94.67	CTM	0.00	Normal	✓	✓		Directly entered	2050	100	100
	2	✓	97.18	CTM	0.00	Normal	✓	✓		Directly entered	2150	100	100
	3	✓	99.69	CTM	0.00	Normal	✓	✓		Directly entered	2100	100	100
	4	✓	102.42	CTM	0.00	Normal	✓	✓		Directly entered	2050	100	100
Bc	1	✓	133.42	CTM	0.00	Normal	✓	✓		Directly entered	2050	100	100
	2	✓	132.05	CTM	0.00	Normal	✓	✓		Directly entered	2050	100	100
	3	✓	130.69	CTM	0.00	Normal	✓	✓		Directly entered	2050	100	100
Bcf	1	✓	68.43	CTM	0.00	Normal	✓			Directly entered	2263	100	100
	2	✓	68.75	CTM	0.00	Normal	✓			Directly entered	2263	100	100
	3	✓	67.45	CTM	0.00	Normal	✓			Directly entered	2263	100	100
	4	✓	67.45	CTM	0.00	Normal	✓			Directly entered	2263	100	100
Bf	1	✓	227.81	CTM	0.00	Normal	✓			Sum of lanes	1800	100	100
	2	✓	228.44	CTM	0.00	Normal	✓			Sum of lanes	1800	100	100
C	1	✓	121.13	CTM	0.00	Normal	✓	✓		Directly entered	2100	100	100
	2	✓	122.36	CTM	0.00	Normal	✓	✓		Directly entered	2200	100	100
	3	✓	124.35	CTM	0.00	Normal	✓	✓		Directly entered	2050	100	100
Cf	1	✓	144.60	CTM	0.00	Normal	✓			Sum of lanes	1965	100	100
	2	✓	145.86	CTM	0.00	Normal	✓			Sum of lanes	1965	100	100
	1		55.00	CTM	0.00	Normal	✓	✓		Directly entered	2050	100	100

D	2		55.00	CTM	0.00	Normal	✓	✓		Directly entered	1850	100	100
	3	✓	56.07	CTM	0.00	Normal	✓	✓		Directly entered	2250	100	100
	4	✓	59.77	CTM	0.00	Normal	✓	✓		Directly entered	2250	100	100
Dc	1	✓	50.27	CTM	0.00	Normal	✓	✓		Directly entered	2100	100	100
	2	✓	48.34	CTM	0.00	Normal	✓	✓		Directly entered	2100	100	100
	3	✓	46.42	CTM	0.00	Normal	✓	✓		Directly entered	2100	100	100
	4	✓	44.49	CTM	0.00	Normal	✓	✓		Directly entered	2100	100	100
Dcf	1	✓	65.95	CTM	0.00	Normal	✓			Directly entered	2050	100	100
	2	✓	65.92	CTM	0.00	Normal	✓			Directly entered	2100	100	100
	3	✓	66.37	CTM	0.00	Normal	✓			Directly entered	2100	100	100
	4	✓	66.58	CTM	0.00	Normal	✓			Directly entered	2100	100	100
	5	✓	66.90	CTM	0.00	Normal	✓			Directly entered	2100	100	100
	6	✓	67.13	CTM	0.00	Normal	✓			Directly entered	2100	100	100
Df	1		200.00	NetworkDefault	0.00	Normal	✓	✓		Sum of lanes	1900	100	100
	2		200.00	NetworkDefault	0.00	Normal	✓	✓		Directly entered	2250	100	100
Dxp	1	✓	46.62	NetworkDefault	0.00	Normal	✓	✓		Directly entered	2050	100	100
	2	✓	48.64	NetworkDefault	0.00	Normal	✓	✓		Directly entered	2050	100	100
Ec	1	✓	50.09	CTM	0.00	Normal	✓	✓		Directly entered	2150	100	100
	2	✓	48.43	CTM	0.00	Normal	✓	✓		Directly entered	2263	100	100
	3	✓	46.77	CTM	0.00	Normal	✓	✓		Directly entered	2263	100	100
	4	✓	45.11	CTM	0.00	Normal	✓	✓		Directly entered	2250	100	100
Ecf	1	✓	45.94	CTM	0.00	Normal	✓			Directly entered	2100	100	100
	2	✓	46.37	CTM	0.00	Normal	✓			Directly entered	2100	100	100
	3	✓	46.93	CTM	0.00	Normal	✓			Directly entered	2263	100	100
	4	✓	47.50	CTM	0.00	Normal	✓			Directly entered	2300	100	100
	5	✓	48.55	CTM	0.00	Normal	✓			Directly entered	2300	100	100
Ef	1	✓	127.54	NetworkDefault	0.00	Normal	✓			Directly entered	1900	100	100
	2	✓	127.54	NetworkDefault	0.00	Normal	✓			Sum of lanes	1900	100	100
Exp	1	✓	51.83	CTM	0.00	Normal	✓	✓		Directly entered	2050	100	100
	2	✓	53.71	CTM	0.00	Normal	✓	✓		Directly entered	2050	100	100
F	1	✓	85.13	CTM	0.00	Normal	✓	✓		Directly entered	2100	100	100
	2	✓	85.72	CTM	0.00	Normal	✓	✓		Directly entered	2100	100	100
	3	✓	87.25	CTM	0.00	Normal	✓	✓		Directly entered	2100	100	100
	1	✓	180.19	CTM	0.00	Normal	✓	✓		Directly entered	2263	100	100

Fc	2	✓	178.43	CTM	0.00	Normal	✓	✓		Directly entered	2263	100	100
	3	✓	177.26	CTM	0.00	Normal	✓	✓		Directly entered	2263	100	100
Ff	1	✓	275.73	CTM	0.00	Normal	✓			Sum of lanes	1900	100	100
	2	✓	275.39	CTM	0.00	Normal	✓			Sum of lanes	1900	100	100
G	1	✓	156.15	CTM	0.00	Normal	✓	✓		Directly entered	2050	100	100
	2	✓	152.60	CTM	0.00	Normal	✓	✓		Directly entered	2050	100	100
Gf	1	✓	38.89	CTM	0.00	Normal	✓			Directly entered	2050	100	100
	2	✓	38.45	CTM	0.00	Normal	✓			Directly entered	2050	100	100
xA	1	✓	231.18	CTM	0.00	Normal	✓			Directly entered	2263	100	100
	2	✓	232.02	CTM	0.00	Normal	✓			Directly entered	2263	100	100
xB	1	✓	77.15	NetworkDefault	0.00	Normal						100	100
xC	1	✓	115.60	CTM	0.00	Normal	✓			Sum of lanes	1900	100	100
	2	✓	115.98	CTM	0.00	Normal	✓			Sum of lanes	1900	100	100
xD	1	✓	121.71	NetworkDefault	0.00	Normal						100	100
	2	✓	122.74	NetworkDefault	0.00	Normal						100	100
xE	1	✓	173.89	NetworkDefault	0.00	Normal						100	100
	2	✓	173.83	NetworkDefault	0.00	Normal						100	100
xF	1	✓	162.53	NetworkDefault	0.00	Normal						100	100
Cc1	1	✓	95.84	CTM	0.00	Normal	✓	✓		Directly entered	2050	100	100
E1	1		80.00	CTM	0.00	Normal	✓	✓		Directly entered	2050	100	100
	2		80.00	CTM	0.00	Normal	✓	✓		Directly entered	2200	100	100
Gf1	1	✓	47.81	NetworkDefault	0.00	Normal			✓			100	100
Cc2	2	✓	90.61	CTM	0.00	Normal	✓	✓		Directly entered	2150	100	100
	3	✓	89.36	CTM	0.00	Normal	✓	✓		Directly entered	2050	100	100
	4	✓	90.73	CTM	0.00	Normal	✓	✓		Directly entered	2150	100	100
	5	✓	88.39	CTM	0.00	Normal	✓	✓		Directly entered	2050	100	100
	6	✓	87.97	CTM	0.00	Normal	✓	✓		Directly entered	2050	100	100
E2	3	✓	53.28	CTM	0.00	Normal	✓	✓		Directly entered	2150	100	100
	4	✓	54.33	CTM	0.00	Normal	✓	✓		Directly entered	2050	100	100
TC5	2	✓	23.03	CTM	0.00	Normal	✓	✓		Sum of lanes	2263	100	100
	3	✓	23.02	CTM	0.00	Normal	✓	✓		Directly entered	2263	100	100
	4	✓	24.43	CTM	0.00	Normal	✓	✓		Sum of lanes	1800	100	100
TC9	1	✓	91.71	CTM	0.00	Normal	✓	✓		Directly entered	1925	100	100
	2	✓	92.11	CTM	0.00	Normal	✓	✓		Sum of lanes	1966	100	100
	3	✓	92.69	CTM	0.00	Normal	✓	✓		Sum of lanes	1947	100	100
TC35	1	✓	24.16	CTM	0.00	Normal	✓	✓		Directly entered	1900	100	100
TC36	1	✓	25.22	NetworkDefault	0.00	Normal	✓			Sum of lanes	1800	100	100

TC37	1	✓	44.32	CTM	0.00	Normal	✓	✓		Directly entered	1850	100	100
TC38	1	✓	21.32	CTM	0.00	Normal	✓		✓	Directly entered	1850	100	100
TC39	2	✓	35.24	CTM	0.00	Normal	✓			Directly entered	2263	100	100
	3	✓	33.28	CTM	0.00	Normal	✓			Directly entered	2263	100	100
TC40	2	✓	58.74	PDM	0.00	Normal						100	100
	3	✓	55.82	PDM	0.00	Normal						100	100
TC41	1	✓	54.63	CTM	0.00	Normal	✓	✓		Directly entered	1850	100	100
	2	✓	55.07	CTM	0.00	Normal	✓	✓		Directly entered	1850	100	100
TC42	1	✓	23.35	NetworkDefault	0.00	Normal	✓	✓		Sum of lanes	1771	100	100
TC43	1	✓	52.01	NetworkDefault	0.00	Normal	✓			Sum of lanes	1800	100	100
47	1	✓	133.63	CTM	0.00	Normal	✓			Directly entered	1300	100	100
48	1	✓	55.12	NetworkDefault	0.00	Normal	✓			Sum of lanes	1965	100	100
49	1	✓	26.24	NetworkDefault	0.00	Normal	✓			Directly entered	1900	100	100
	2	✓	26.24	NetworkDefault	0.00	Normal	✓			Directly entered	1900	100	100
50	1	✓	48.15	NetworkDefault	0.00	Normal	✓			Sum of lanes	1900	100	100
51	1	✓	37.47	NetworkDefault	0.00	Normal	✓			Sum of lanes	1900	100	100
53	1		91.00	NetworkDefault	0.00	Normal	✓	✓		Sum of lanes	1800	100	100
54	1		200.00	NetworkDefault	0.00	Normal	✓	✓		Sum of lanes	1800	100	100

Data entry - Link

Results - Pedestrian

Pedestrian Crossings: Pedestrian summary

Time Segment	Pedestrian crossing	Side	Calculated Flow Entering (Ped/hr)	Degree of saturation (%)	Actual green (s (per cycle))	Mean Delay Per Ped (s)	Mean max queue (Ped)
16:30-17:30	1	1	0	0	7	0.00	0.00
		2	0	0	7	0.00	0.00
	2	1	0	0	29	0.00	0.00
		2	0	0	29	0.00	0.00
	3	1	0	0	8	0.00	0.00
		2	0	0	8	0.00	0.00
	4	1	0	0	23	0.00	0.00
		2	0	0	23	0.00	0.00
	5	1	0	0	23	0.00	0.00
		2	0	0	23	0.00	0.00
	6	1	0	0	0	0.00	0.00
		2	0	0	0	0.00	0.00
	7	1	0	0	20	0.00	0.00
		2	0	0	20	0.00	0.00
	8	1	0	0	33	0.00	0.00
		2	0	0	33	0.00	0.00
	9	1	0	0	12	0.00	0.00
		2	0	0	12	0.00	0.00
	10	1	0	0	17	0.00	0.00
		2	0	0	17	0.00	0.00
	11	1	0	0	28	0.00	0.00
		2	0	0	28	0.00	0.00
	12	1	0	0	28	0.00	0.00
		2	0	0	28	0.00	0.00
	13	1	0	0	11	0.00	0.00
		2	0	0	11	0.00	0.00
	14	1	0	0	39	0.00	0.00
		2	0	0	39	0.00	0.00
	15	1	0	0	0	0.00	0.00
		2	0	0	0	0.00	0.00
	16	1	0	0	9	0.00	0.00
		2	0	0	9	0.00	0.00
	17	1	0	0	5	0.00	0.00
		2	0	0	5	0.00	0.00
	18	1	0	0	16	0.00	0.00
		2	0	0	16	0.00	0.00
	19	1	0	0	16	0.00	0.00
		2	0	0	16	0.00	0.00
	20	1	0	0	18	0.00	0.00
		2	0	0	18	0.00	0.00

Traffic Stream Results

Traffic Stream Results: Vehicle summary

Time Segment	Arm	Traffic Stream	Degree of saturation (%)	Practical reserve capacity (%)	Calculated flow entering (PCU/hr)	Calculated sat flow (PCU/hr)	Actual green (s (per cycle))	Mean Delay per Veh (s)	Mean max queue (PCU)	Utilised storage (%)	Weighted cost of delay (£ per hr)	Weighted cost of stops (£ per hr)	Performance Index (£ per hr)
		1	100	-10	820	2050	23	83.94	24.76	201.42	271.50	41.77	313.26

A	2	44	104	361	2050	23	17.78	3.60	28.34	25.32	7.01	32.33
	3	61	47	503	2050	23	9.46	2.80	21.58	18.80	4.91	23.70
	4	100	-10	820	2050	23	91.27	25.43	191.35	295.21	43.06	338.27
Ac	1	79	15	830	2263	27	19.87	8.46	54.61	65.03	14.85	79.87
	2	27	235	264	2263	27	10.58	3.79	25.25	11.02	3.97	14.99
	3	50	80	529	2263	27	15.18	8.08	56.26	31.67	15.53	47.20
Acf	1	48	86	1094	2263	60	0.74	0.23	1.81	3.21	0.00	3.21
	2	23	285	529	2263	60	0.24	0.04	0.29	0.51	0.00	0.51
Af	1	62	45	1181	2050	60	3.23	8.40	87.27	15.04	3.65	18.69
	2	25	266	503	2050	60	0.29	0.04	0.42	0.57	0.00	0.57
	3	99	-9	820	2050	60	63.67	20.50	213.18	205.93	14.20	220.13
B	1	25	263	102	2050	11	15.81	2.36	14.33	6.35	2.33	8.68
	2	80	13	339	2150	11	32.76	6.20	36.68	43.75	10.88	54.63
	3	100	-10	420	2100	11	192.78	26.00	149.97	319.37	40.94	360.31
	4	90	0	367	2050	11	55.94	9.35	52.47	81.04	6.74	87.78
Bc	1	55	64	712	2050	37	11.50	14.25	61.40	32.30	15.48	47.78
	2	61	47	766	2050	37	16.04	10.19	44.35	48.50	18.93	67.44
	3	77	17	999	2050	37	23.54	19.85	87.32	92.75	32.83	125.58
Bcf	1	73	23	1650	2263	60	2.13	0.98	8.19	13.85	0.00	13.85
	2	31	186	712	2263	60	0.37	0.07	0.60	1.03	0.00	1.03
	3	34	166	766	2263	60	0.41	0.09	0.74	1.23	0.00	1.23
	4	44	103	999	2263	60	0.64	2.00	17.04	2.52	0.23	2.75
Bf	1	24	268	440	1800	60	0.32	0.04	0.10	0.56	0.00	0.56
	2	96	-6	787	1800	60	130.43	46.85	117.92	405.04	33.38	438.42
C	1	79	14	443	2100	15	32.24	7.86	37.32	56.33	5.86	62.19
	2	51	75	295	2200	15	22.08	4.20	19.75	25.69	3.17	28.86
	3	49	82	270	2050	15	21.84	3.84	17.75	23.26	2.89	26.15
Cf	1	23	299	443	1965	60	0.27	0.03	0.13	0.47	0.00	0.47
	2	29	213	565	1965	60	0.37	0.06	0.23	0.82	0.00	0.82
D	1	64	41	393	2050	17	20.29	5.67	59.27	31.45	10.76	42.21
	2	37	145	204	1850	17	15.86	2.67	27.91	12.76	5.03	17.79
	3	44	105	296	2250	17	15.91	3.79	38.90	18.58	7.28	25.86
	4	60	50	406	2250	17	18.83	5.68	54.65	30.16	10.82	40.98
Dc	1	48	88	536	2100	31	5.54	2.54	29.03	11.72	4.42	16.14
	2	89	1	998	2100	31	23.93	10.35	123.12	94.16	19.61	113.77
	3	21	337	231	2100	31	6.92	2.35	29.05	6.29	2.47	8.77
	4	44	104	495	2100	31	22.63	6.54	84.48	44.21	12.87	57.08
Dcf	1	47	91	968	2050	60	0.78	0.21	1.84	3.00	0.00	3.00
	2	37	142	781	2100	60	0.51	0.11	0.96	1.56	0.00	1.56
	3	26	253	536	2100	60	0.29	0.04	0.38	0.62	0.00	0.62
	4	88	2	998	2100	60	17.44	10.50	90.66	68.64	19.09	87.74
	5	11	720	231	2100	60	0.11	0.01	0.06	0.10	0.00	0.10
	6	26	244	495	2100	60	0.67	2.37	20.26	1.32	1.69	3.01
Df	1	42	114	585	1900	43	4.02	3.89	11.18	9.27	2.64	11.91
	2	43	112	702	2250	43	3.91	4.64	13.35	10.83	3.17	14.00
Dxp	1	68	33	973	2050	41	3.60	2.27	27.97	13.80	4.19	17.99
	2	56	60	806	2050	41	1.67	0.44	5.22	5.30	0.84	6.14
Ec	1	75	20	672	2150	24	13.64	7.00	80.33	36.17	13.32	49.49
	2	46	95	435	2263	24	14.09	4.20	49.84	24.15	8.23	32.38
	3	82	10	771	2263	24	21.89	8.74	107.45	66.59	16.72	83.31
	4	41	122	380	2250	24	5.57	2.46	31.31	8.34	2.25	10.59
Ecf	1	37	140	629	2100	60	1.73	2.43	30.43	4.29	2.22	6.51
	2	64	40	1298	2100	60	1.69	5.21	64.66	8.63	3.76	12.38
	3	19	369	435	2263	60	0.19	0.02	0.28	0.32	0.00	0.32
	4	55	64	771	2300	60	4.40	2.79	33.80	13.38	4.02	17.40
	5	19	386	426	2300	60	0.18	0.02	0.25	0.30	0.00	0.30
Ef	1	42	115	797	1900	60	0.68	0.15	0.68	2.15	0.00	2.15
	2	31	193	584	1900	60	0.42	0.07	0.31	0.97	0.00	0.97

16:30-17:30	Exp	1	45	100	629	2050	40	10.79	7.03	77.97	26.77	13.46	40.23
		2	45	102	625	2050	40	11.80	8.96	95.92	29.11	16.69	45.80
	F	1	25	260	219	2100	24	12.09	2.38	16.06	10.44	4.21	14.66
		2	31	193	269	2100	24	12.63	2.84	19.04	13.40	5.44	18.84
		3	51	78	443	2100	24	15.05	5.16	33.99	26.29	9.65	35.94
	Fc	1	58	56	589	2263	26	16.04	6.50	20.75	37.23	6.37	43.60
		2	84	7	803	2263	26	36.15	13.93	44.88	114.56	13.36	127.92
		3	88	2	885	2263	26	28.00	16.46	53.39	97.71	15.56	113.27
	Ff	1	26	250	488	1900	60	0.33	0.04	0.09	0.63	0.00	0.63
		2	23	286	443	1900	60	0.29	0.04	0.07	0.50	0.00	0.50
	G	1	107	-16	315	2050	15	315.48	33.26	122.46	391.99	19.88	411.87
		2	105	-14	315	2050	15	249.36	26.85	101.18	309.83	28.99	338.81
	Gf	1	14	532	292	2050	60	0.16	2.34	34.55	0.18	0.05	0.23
		2	14	532	292	2050	60	0.16	2.34	34.95	0.18	0.05	0.23
	xA	1	33	174	743	2263	60	0.39	0.08	0.20	1.14	0.00	1.14
		2	37	142	842	2263	60	0.47	0.11	0.27	1.56	0.00	1.56
	xB	1	0	Unrestricted	1650	Unrestricted	60	0.00	0.00	0.00	0.00	0.00	0.00
	xC	1	100	-10	650	1900	60	129.12	30.00	149.22	331.04	25.63	356.67
		2	100	-10	650	1900	60	128.94	30.00	148.72	330.59	25.60	356.19
	xD	1	0	Unrestricted	973	Unrestricted	60	0.00	0.00	0.00	0.00	0.00	0.00
		2	0	Unrestricted	806	Unrestricted	60	0.00	0.00	0.00	0.00	0.00	0.00
	xE	1	0	Unrestricted	629	Unrestricted	60	0.00	0.00	0.00	0.00	0.00	0.00
		2	0	Unrestricted	625	Unrestricted	60	0.00	0.00	0.00	0.00	0.00	0.00
	xF	1	0	Unrestricted	778	Unrestricted	60	0.00	0.00	0.00	0.00	0.00	0.00
	Cc1	1	66	35	704	2050	30	14.20	6.15	36.92	39.45	15.78	55.23
	E1	1	33	174	292	2050	25	12.24	3.01	21.61	14.09	5.77	19.86
		2	53	70	505	2200	25	14.64	5.71	41.04	29.16	10.92	40.08
	Gf1	1	7	1171	46	650	60	0.22	0.00	0.03	0.04	0.00	0.04
	Cc2	2	85	6	876	2150	29	28.16	12.77	81.03	97.31	10.21	107.52
		3	69	31	703	2050	29	12.69	7.52	48.37	35.16	5.54	40.70
		4	90	0	966	2150	29	27.60	17.08	108.28	105.21	15.59	120.80
		5	9	942	89	2050	29	3.10	0.22	1.44	1.08	0.26	1.34
		6	36	151	367	2050	29	0.98	0.10	0.65	1.42	0.00	1.42
	E2	3	32	185	292	2150	25	12.15	3.00	32.35	13.99	5.75	19.74
		4	33	174	292	2050	25	12.24	3.00	31.80	14.09	5.77	19.86
	TC5	2	37	142	561	2263	38	4.37	2.26	56.47	9.67	1.70	11.37
		3	56	61	842	2263	38	1.50	0.35	8.77	4.99	0.00	4.99
		4	0	-100	0	0	0	0.00	0.00	0.00	0.00	0.00	0.00
	TC9	1	100	-10	971	1925	30	85.33	31.04	194.64	327.00	22.30	349.30
		2	43	109	465	1966	30	16.34	6.45	40.28	30.00	4.85	34.85
		3	100	-10	605	1947	30	133.24	27.76	172.24	318.18	22.95	341.12
	TC35	1	14	525	182	1900	38	4.16	1.46	34.78	2.99	0.60	3.59
	TC36	1	31	193	553	1800	60	0.44	0.07	1.55	0.97	0.00	0.97
	TC37	1	8	1093	107	1850	45	1.85	0.42	5.44	0.78	0.88	1.66
	TC38	1	24	270	107	440	60	3.33	2.45	66.20	1.40	1.66	3.07
	TC39	2	25	263	561	2263	60	0.26	0.04	0.67	0.58	0.00	0.58
		3	37	142	842	2263	60	0.47	0.11	1.90	1.56	0.00	1.56
	TC40	2	0	Unrestricted	668	Unrestricted	60	0.00	0.00	0.00	0.00	0.00	0.00
		3	0	Unrestricted	842	Unrestricted	60	0.00	0.00	0.00	0.00	0.00	0.00
	TC41	1	71	27	197	1850	8	39.55	3.74	39.38	30.73	7.70	38.43
2		90	0	249	1850	8	69.41	6.73	70.31	68.17	13.02	81.19	
TC42	1	0	-100	0	0	0	0.00	0.00	0.00	0.00	0.00	0.00	
TC43	1	0	Unrestricted	0	1800	60	0.00	0.00	0.00	0.00	0.00	0.00	
47	1	100	-10	1300	1300	60	48.58	17.54	75.48	249.09	0.00	249.09	
48	1	51	75	1008	1965	60	0.96	0.27	2.81	3.83	0.00	3.83	
49	1	111	-19	1095	1900	60	199.48	74.02	1621.76	861.60	33.64	895.24	
	2	118	-24	1263	1900	60	289.50	116.29	2548.03	1442.23	41.60	1483.83	
50	1	108	-17	1327	1900	60	157.81	75.27	898.99	826.03	38.41	864.44	

51	1	49	84	931	1900	60	0.91	0.24	3.61	3.34	0.00	3.34
53	1	7	1230	16	1800	7	15.92	0.21	1.34	1.02	0.15	1.17
54	1	5	1700	12	1800	7	23.36	0.17	0.50	1.11	0.13	1.23

Traffic Stream Results: Flows and signals

Time Segment	Arm	Traffic Stream	Calculated flow entering (PCU/hr)	Calculated flow out (PCU/hr)	Flow discrepancy (PCU/hr)	Adjusted flow warning	Calculated sat flow (PCU/hr)	Calculated capacity (PCU/hr)	Degree of saturation (%)	DOS Threshold exceeded	Practical reserve capacity (%)	Mean modulus of error	Actual green (s (per cycle))
A	A	1	820	820	72	✓	2050	820	100	✓	-10	0.71	23
		2	361	361	33	✓	2050	820	44		104	0.66	23
		3	503	503	84	✓	2050	820	61		47	1.20	23
		4	820	820	108	✓	2050	820	100	✓	-10	0.85	23
	Ac	1	830	830	-1		2263	1056	79		15	1.17	27
		2	264	264	0		2263	982	27		235	1.17	27
		3	529	529	0		2263	1056	50		80	0.92	27
	Acf	1	1094	1094	-1		2263	2263	48		86	0.85	60
		2	529	529	0		2263	2263	23		285	0.92	60
	Af	1	1181	1181	105	✓	2050	1901	62		45	0.66	60
		2	503	503	84	✓	2050	2050	25		266	1.20	60
		3	820	820	108	✓	2050	829	99	✓	-9	0.91	60
	B	1	102	102	7	✓	2050	410	25		263	0.56	11
		2	339	339	27	✓	2150	423	80		13	0.56	11
		3	420	420	34	✓	2100	420	100	✓	-10	0.92	11
		4	367	367	29	✓	2050	410	90		0	0.92	11
	Bc	1	712	712	33	✓	2050	1298	55		64	0.94	37
		2	766	766	84	✓	2050	1254	61		47	0.98	37
		3	999	999	108	✓	2050	1298	77		17	0.85	37
	Bcf	1	1650	1650	71	✓	2263	2263	73		23	0.43	60
		2	712	712	33	✓	2263	2263	31		186	0.94	60
		3	766	766	84	✓	2263	2263	34		166	0.98	60
		4	999	999	108	✓	2263	2249	44		103	0.85	60
	Bf	1	440	440	35	✓	1800	1800	24		268	0.56	60
		2	787	787	63	✓	1800	818	96	✓	-6	0.56	60
	C	1	443	443	0		2100	560	79		14	0.00	15
		2	295	295	0		2200	574	51		75	0.00	15
		3	270	270	-1		2050	547	49		82	0.00	15
Cf	1	443	443	0		1965	1965	23		299	0.00	60	
	2	565	565	-1		1965	1965	29		213	0.00	60	
D	1	393	393	0		2050	615	64		41	0.53	17	
	2	204	204	0		1850	555	37		145	0.55	17	
	3	296	296	0		2250	675	44		105	0.53	17	
	4	406	406	-1	✓	2250	675	60		50	0.53	17	
Dc	1	536	536	20	✓	2100	1120	48		88	0.90	31	
	2	998	998	66	✓	2100	1120	89		1	0.81	31	
	3	231	231	9	✓	2100	1120	21		337	1.05	31	
	4	495	495	28	✓	2100	1120	44		104	1.22	31	
Dcf	1	968	968	94	✓	2050	2050	47		91	0.94	60	
	2	781	781	74	✓	2100	2100	37		142	0.99	60	
	3	536	536	20	✓	2100	2100	26		253	0.90	60	
	4	998	998	66	✓	2100	1128	88		2	0.87	60	
	5	231	231	9	✓	2100	2100	11		720	1.05	60	
	6	495	495	28	✓	2100	1891	26		244	1.32	60	
Df	1	585	585	0		1900	1393	42		114	0.00	43	
	2	702	702	-1	✓	2250	1650	43		112	0.00	43	
Dxp	1	973	973	89	✓	2050	1435	68		33	0.82	41	
	2	806	806	49	✓	2050	1435	56		60	0.95	41	
		1	672	672	21	✓	2150	896	75		20	0.79	24

16:30-17:30	Ec	2	435	435	9	✓	2263	943	46		95	1.16	24
		3	771	771	29	✓	2263	943	82		10	0.96	24
		4	380	380	0		2250	938	41		122	1.31	24
	Ecf	1	629	629	20	✓	2100	1681	37		140	0.97	60
		2	1298	1298	66	✓	2100	2020	64		40	0.64	60
		3	435	435	9	✓	2263	2263	19		369	1.16	60
		4	771	771	29	✓	2300	1403	55		64	1.13	60
		5	426	426	-1	✓	2300	2300	19		386	1.32	60
	Eef	1	797	797	0		1900	1900	42		115	0.00	60
		2	584	584	0		1900	1900	31		193	0.00	60
	Exp	1	629	629	20	✓	2050	1401	45		100	0.83	40
		2	625	625	45	✓	2050	1401	45		102	0.99	40
	F	1	219	219	0		2100	875	25		260	0.00	24
		2	269	269	0		2100	875	31		193	0.00	24
		3	443	443	0		2100	875	51		78	0.00	24
	Fc	1	589	589	9	✓	2263	1018	58		56	1.14	26
		2	803	803	29	✓	2263	956	84		7	1.17	26
		3	885	885	0		2263	1002	88		2	0.94	26
	Ff	1	488	488	0		1900	1900	26		250	0.00	60
		2	443	443	0		1900	1900	23		286	0.00	60
	G	1	315	296	-1	✓	2050	296	107	✓	-16	1.04	15
		2	315	300	-1	✓	2050	300	105	✓	-14	1.04	15
	Gf	1	292	292	0		2050	2049	14		532	1.13	60
		2	292	292	0		2050	2049	14		532	1.13	60
	xA	1	743	743	8	✓	2263	2263	33		174	1.09	60
		2	842	842	30	✓	2263	2263	37		142	1.23	60
	xB	1	1650	1650	71	✓	Unrestricted	Unrestricted	0		Unrestricted	0.31	60
	xC	1	650	650	34	✓	1900	650	100	✓	-10	0.72	60
		2	650	650	29	✓	1900	650	100	✓	-10	0.72	60
	xD	1	973	973	89	✓	Unrestricted	Unrestricted	0		Unrestricted	0.68	60
		2	806	806	49	✓	Unrestricted	Unrestricted	0		Unrestricted	0.87	60
	xE	1	629	629	20	✓	Unrestricted	Unrestricted	0		Unrestricted	0.90	60
		2	625	625	45	✓	Unrestricted	Unrestricted	0		Unrestricted	1.12	60
	xF	1	778	778	21	✓	Unrestricted	Unrestricted	0		Unrestricted	0.74	60
	Cc1	1	704	704	30	✓	2050	1059	66		35	1.19	30
	E1	1	292	292	0		2050	888	33		174	0.00	25
		2	505	505	0		2200	953	53		70	0.00	25
	Gf1	1	46	46	-1	✓	650	650	7		1171	1.37	60
	Cc2	2	876	876	94	✓	2150	1033	85		6	1.07	29
		3	703	703	66	✓	2050	1025	69		31	0.78	29
		4	966	966	94	✓	2150	1075	90		0	0.69	29
		5	89	89	9	✓	2050	1025	9		942	1.04	29
		6	367	367	29	✓	2050	1025	36		151	1.63	29
	E2	3	292	292	0		2150	923	32		185	0.00	25
		4	292	292	0		2050	888	33		174	0.00	25
	TC5	2	561	561	-1		2263	1509	37		142	1.12	38
		3	842	842	30	✓	2263	1509	56		61	1.23	38
4		0	0	0		0	0	0		-100	0.00	0	
TC9	1	971	971	105	✓	1925	971	100	✓	-10	0.73	30	
	2	465	465	84	✓	1966	1081	43		109	0.70	30	
	3	605	605	109	✓	1947	605	100	✓	-10	0.70	30	
TC35	1	182	182	9	✓	1900	1267	14		525	1.14	38	
TC36	1	553	553	-2		1800	1800	31		193	0.00	60	
TC37	1	107	107	0		1850	1418	8		1093	0.00	45	
TC38	1	107	107	0		440	440	24		270	0.47	60	
TC39	2	561	561	-1		2263	2263	25		263	1.29	60	
	3	842	842	30	✓	2263	2263	37		142	1.23	60	

TC40	2	668	668	-1		Unrestricted	Unrestricted	0		Unrestricted	0.77	60
	3	842	842	30	✓	Unrestricted	Unrestricted	0		Unrestricted	1.08	60
TC41	1	197	197	-1		1850	278	71		27	0.00	8
	2	249	249	-1		1850	278	90		0	0.00	8
TC42	1	0	0	0		0	0	0		-100	0.00	0
TC43	1	0	0	0		1800	1800	0		Unrestricted	0.00	60
47	1	1300	1300	63	✓	1300	1300	100	✓	-10	0.00	60
48	1	1008	1008	-1		1965	1965	51		75	0.00	60
49	1	1095	988	-1		1900	988	111	✓	-19	0.00	60
	2	1263	1071	0		1900	1071	118	✓	-24	0.00	60
50	1	1327	1228	-2	✓	1900	1228	108	✓	-17	0.00	60
51	1	931	931	0		1900	1900	49		84	0.00	60
53	1	16	16	2	✓	1800	240	7		1230	0.67	7
54	1	12	12	0		1800	240	5		1700	0.00	7

Traffic Stream Results: Stops and delays

Time Segment	Arm	Traffic Stream	Mean Cruise Time per Veh (s)	Mean Delay per Veh (s)	Total delay (PCU-hr/hr)	Weighted cost of delay (£ per hr)	Mean stops per Veh (%)	Total stops (Stops per hr)	Weighted cost of stops (£ per hr)
A		1	5.30	83.94	19.12	271.50	158.69	1301.24	41.77
		2	5.48	17.78	1.78	25.32	60.46	218.34	7.01
		3	5.60	9.46	1.32	18.80	30.35	152.82	4.91
		4	5.73	91.27	20.79	295.21	163.58	1341.36	43.06
Ac		1	6.68	19.87	4.58	65.03	55.74	462.50	14.85
		2	8.88	10.58	0.78	11.02	88.05	232.45	3.97
		3	6.19	15.18	2.23	31.67	91.45	483.80	15.53
Acf		1	5.37	0.74	0.23	3.21	0.00	0.00	0.00
		2	7.39	0.24	0.04	0.51	0.00	0.00	0.00
Af		1	6.64	3.23	1.06	15.04	24.64	291.05	3.65
		2	6.62	0.29	0.04	0.57	0.00	0.00	0.00
		3	6.64	63.67	14.50	205.93	138.11	1132.48	14.20
B		1	7.10	15.81	0.45	6.35	71.44	72.70	2.33
		2	7.29	32.76	3.08	43.75	100.14	339.07	10.88
		3	7.48	192.78	22.49	319.37	303.70	1275.55	40.94
		4	12.29	55.94	5.71	81.04	146.29	537.28	6.74
Bc		1	10.01	11.50	2.27	32.30	67.74	482.38	15.48
		2	9.90	16.04	3.42	48.50	76.95	589.84	18.93
		3	9.80	23.54	6.53	92.75	102.37	1022.72	32.83
Bcf		1	4.72	2.13	0.98	13.85	0.00	0.00	0.00
		2	5.83	0.37	0.07	1.03	0.00	0.00	0.00
		3	6.15	0.41	0.09	1.23	0.00	0.00	0.00
		4	6.63	0.64	0.18	2.52	1.08	10.78	0.23
Bf		1	27.34	0.32	0.04	0.56	0.00	0.00	0.00
		2	27.41	130.43	28.52	405.04	338.17	2662.34	33.38
C		1	14.54	32.24	3.97	56.33	105.53	467.52	5.86
		2	14.68	22.08	1.81	25.69	85.72	252.88	3.17
		3	14.92	21.84	1.64	23.26	85.26	230.19	2.89
Cf		1	17.35	0.27	0.03	0.47	0.00	0.00	0.00
		2	17.50	0.37	0.06	0.82	0.00	0.00	0.00
D		1	4.13	20.29	2.21	31.45	85.34	335.37	10.76
		2	4.13	15.86	0.90	12.76	76.85	156.76	5.03
		3	4.21	15.91	1.31	18.58	76.62	226.79	7.28
		4	4.48	18.83	2.12	30.16	83.00	336.97	10.82
Dc		1	3.77	5.54	0.83	11.72	25.70	137.81	4.42
		2	3.63	23.93	6.63	94.16	61.25	611.02	19.61
		3	3.48	6.92	0.44	6.29	33.43	77.06	2.47
		4	3.34	22.63	3.11	44.21	80.97	401.04	12.87
		1	4.95	0.78	0.21	3.00	0.00	0.00	0.00
		2	4.94	0.51	0.11	1.56	0.00	0.00	0.00

16:30-17:30	Dcf	3	4.98	0.29	0.04	0.62	0.00	0.00	0.00
		4	4.99	17.44	4.83	68.64	59.62	594.80	19.09
		5	5.02	0.11	0.01	0.10	0.00	0.00	0.00
		6	5.04	0.67	0.09	1.32	10.66	52.78	1.69
	Df	1	24.00	4.02	0.65	9.27	35.92	210.16	2.64
		2	24.00	3.91	0.76	10.83	36.05	253.08	3.17
	Dxp	1	3.50	3.60	0.97	13.80	13.42	130.56	4.19
		2	3.65	1.67	0.37	5.30	3.23	26.02	0.84
	Ec	1	3.76	13.64	2.55	36.17	61.75	415.08	13.32
		2	3.63	14.09	1.70	24.15	59.03	256.51	8.23
		3	3.51	21.89	4.69	66.59	67.51	520.80	16.72
		4	3.38	5.57	0.59	8.34	18.45	70.07	2.25
	Ecf	1	3.45	1.73	0.30	4.29	10.99	69.14	2.22
		2	3.48	1.69	0.61	8.63	9.02	116.99	3.76
		3	3.52	0.19	0.02	0.32	0.00	0.00	0.00
		4	3.56	4.40	0.94	13.38	16.25	125.32	4.02
		5	3.64	0.18	0.02	0.30	0.00	0.00	0.00
	Ef	1	15.31	0.68	0.15	2.15	0.00	0.00	0.00
		2	15.31	0.42	0.07	0.97	0.00	0.00	0.00
	Exp	1	3.89	10.79	1.88	26.77	66.65	419.33	13.46
		2	4.03	11.80	2.05	29.11	83.12	519.88	16.69
	F	1	6.38	12.09	0.74	10.44	59.95	131.30	4.21
		2	6.43	12.63	0.94	13.40	63.02	169.52	5.44
		3	6.54	15.05	1.85	26.29	67.85	300.57	9.65
	Fc	1	18.99	16.04	2.62	37.23	66.27	390.03	6.37
		2	18.42	36.15	8.07	114.56	98.11	788.20	13.36
		3	19.21	28.00	6.88	97.71	113.70	1006.05	15.56
	Ff	1	33.09	0.33	0.04	0.63	0.00	0.00	0.00
		2	33.05	0.29	0.04	0.50	0.00	0.00	0.00
	G	1	16.06	315.48	27.60	391.99	394.13	1164.88	19.88
		2	11.45	249.36	21.82	309.83	303.81	903.01	28.99
	Gf	1	2.92	0.16	0.01	0.18	0.57	1.66	0.05
		2	2.88	0.16	0.01	0.18	0.57	1.66	0.05
	xA	1	17.34	0.39	0.08	1.14	0.00	0.00	0.00
		2	17.40	0.47	0.11	1.56	0.00	0.00	0.00
	xB	1	5.79	0.00	0.00	0.00	0.00	0.00	0.00
	xC	1	8.67	129.12	23.31	331.04	122.87	798.54	25.63
		2	8.70	128.94	23.28	330.59	122.72	797.63	25.60
	xD	1	9.13	0.00	0.00	0.00	0.00	0.00	0.00
		2	9.21	0.00	0.00	0.00	0.00	0.00	0.00
	xE	1	13.04	0.00	0.00	0.00	0.00	0.00	0.00
		2	13.04	0.00	0.00	0.00	0.00	0.00	0.00
	xF	1	12.19	0.00	0.00	0.00	0.00	0.00	0.00
	Cc1	1	6.54	14.20	2.78	39.45	56.83	400.24	15.78
	E1	1	6.00	12.24	0.99	14.09	61.51	179.61	5.77
		2	6.00	14.64	2.05	29.16	67.37	340.19	10.92
	Gf1	1	3.59	0.22	0.00	0.04	0.16	0.07	0.00
	Cc2	2	10.70	28.16	6.85	97.31	88.59	776.16	10.21
		3	9.36	12.69	2.48	35.16	45.09	316.80	5.54
		4	9.93	27.60	7.41	105.21	101.12	977.26	15.59
5		8.69	3.10	0.08	1.08	15.04	13.31	0.26	
6		7.92	0.98	0.10	1.42	0.00	0.00	0.00	
E2		3	4.00	12.15	0.99	13.99	61.39	179.27	5.75
	4	4.07	12.24	0.99	14.09	61.54	179.71	5.77	
TC5	2	2.76	4.37	0.68	9.67	24.18	135.67	1.70	
	3	2.76	1.50	0.35	4.99	0.00	0.00	0.00	
	4	0.00	0.00	0.00	0.00	0.00	0.00	0.00	
	1	11.00	85.33	23.03	327.00	183.08	1778.65	22.30	

TC9	2	11.05	16.34	2.11	30.00	83.15	387.07	4.85
	3	11.12	133.24	22.41	318.18	302.31	1830.14	22.95
TC35	1	2.90	4.16	0.21	2.99	26.40	48.12	0.60
TC36	1	3.03	0.44	0.07	0.97	0.00	0.00	0.00
TC37	1	3.19	1.85	0.06	0.78	23.51	25.15	0.88
TC38	1	1.53	3.33	0.10	1.40	44.66	47.79	1.66
TC39	2	2.54	0.26	0.04	0.58	0.00	0.00	0.00
	3	2.40	0.47	0.11	1.56	0.00	0.00	0.00
TC40	2	4.23	0.00	0.00	0.00	0.00	0.00	0.00
	3	4.02	0.00	0.00	0.00	0.00	0.00	0.00
TC41	1	3.93	39.55	2.16	30.73	112.15	220.94	7.70
	2	3.97	69.41	4.80	68.17	150.14	373.84	13.02
TC42	1	0.00	0.00	0.00	0.00	0.00	0.00	0.00
TC43	1	0.00	0.00	0.00	0.00	0.00	0.00	0.00
47	1	16.04	48.58	17.54	249.09	0.00	0.00	0.00
48	1	6.61	0.96	0.27	3.83	0.00	0.00	0.00
49	1	3.15	199.48	60.68	861.60	271.62	2682.86	33.64
	2	3.15	289.50	101.57	1442.23	309.84	3318.05	41.60
50	1	5.78	157.81	58.17	826.03	249.53	3063.32	38.41
51	1	4.50	0.91	0.24	3.34	0.00	0.00	0.00
53	1	10.92	15.92	0.07	1.02	74.41	12.08	0.15
54	1	24.00	23.36	0.08	1.11	85.35	10.24	0.13

Traffic Stream Results: Queues and blocking

Time Segment	Arm	Traffic Stream	Initial queue (PCU)	Mean max queue (PCU)	Max queue storage (PCU)	Utilised storage (%)	Excess queue penalty (£ per hr)	Wasted time total (s per cycle)	Estimated blocking
	A	1	0.00	24.76	12.29	201.42	0.00	0.00	
		2	0.00	3.60	12.70	28.34	0.00	0.00	
		3	0.00	2.80	12.99	21.58	0.00	8.00	
		4	0.00	25.43	13.29	191.35	0.00	0.00	
	Ac	1	0.00	8.46	15.50	54.61	0.00	5.00	
		2	0.00	3.79	15.01	25.25	0.00	16.96	
		3	0.00	8.08	14.36	56.26	0.00	11.00	
	Acf	1	0.00	0.23	12.45	1.81	0.00	10.00	
		2	0.00	0.04	12.50	0.29	0.00	20.00	
	Af	1	0.00	8.40	9.63	87.27	0.00	20.35	
		2	0.00	0.04	9.59	0.42	0.00	31.00	
		3	0.00	20.50	9.62	213.18	0.00	35.75	
	B	1	0.00	2.36	16.46	14.33	0.00	0.00	
		2	0.00	6.20	16.90	36.68	0.00	0.19	
		3	0.00	26.00	17.34	149.97	0.00	0.00	
		4	0.00	9.35	17.81	52.47	0.00	1.00	
	Bc	1	0.00	14.25	23.20	61.40	0.00	17.00	
		2	0.00	10.19	22.97	44.35	0.00	12.31	
		3	0.00	19.85	22.73	87.32	0.00	6.00	
	Bcf	1	0.00	0.98	11.90	8.19	0.00	13.00	
		2	0.00	0.07	11.96	0.60	0.00	22.00	
		3	0.00	0.09	11.73	0.74	0.00	27.00	
		4	0.00	2.00	11.73	17.04	0.00	19.38	
	Bf	1	0.00	0.04	39.62	0.10	0.00	5.00	
		2	0.00	46.85	39.73	117.92	0.00	32.72	
	C	1	0.00	7.86	21.07	37.32	0.00	0.00	
		2	0.00	4.20	21.28	19.75	0.00	0.35	
		3	0.00	3.84	21.63	17.75	0.00	0.00	
Cf	1	0.00	0.03	25.15	0.13	0.00	0.00		
	2	0.00	0.06	25.37	0.23	0.00	0.00		
		1	0.00	5.67	9.57	59.27	0.00	0.00	

16:30-17:30	D	2	0.00	2.67	9.57	27.91	0.00	0.00	
		3	0.00	3.79	9.75	38.90	0.00	0.00	
		4	0.00	5.68	10.39	54.65	0.00	0.00	
	Dc	1	0.00	2.54	8.74	29.03	0.00	8.00	
		2	0.00	10.35	8.41	123.12	0.00	3.00	
		3	0.00	2.35	8.07	29.05	0.00	12.00	
	Dcf	4	0.00	6.54	7.74	84.48	0.00	12.00	
		1	0.00	0.21	11.47	1.84	0.00	18.00	
		2	0.00	0.11	11.46	0.96	0.00	30.00	
		3	0.00	0.04	11.54	0.38	0.00	14.00	
		4	0.00	10.50	11.58	90.66	0.00	30.77	
		5	0.00	0.01	11.64	0.06	0.00	22.00	
	Df	6	0.00	2.37	11.68	20.26	0.00	36.96	
		1	0.00	3.89	34.78	11.18	0.00	0.00	
	Dxp	2	0.00	4.64	34.78	13.35	0.00	0.00	
		1	0.00	2.27	8.11	27.97	0.00	5.00	
	Ec	2	0.00	0.44	8.46	5.22	0.00	7.00	
		1	0.00	7.00	8.71	80.33	0.00	2.00	
		2	0.00	4.20	8.42	49.84	0.00	7.00	
		3	0.00	8.74	8.13	107.45	0.00	0.00	
	Ecf	4	0.00	2.46	7.85	31.31	0.00	12.00	
		1	0.00	2.43	7.99	30.43	0.00	21.98	
		2	0.00	5.21	8.06	64.66	0.00	12.29	
		3	0.00	0.02	8.16	0.28	0.00	22.00	
		4	0.00	2.79	8.26	33.80	0.00	28.40	
	Ef	5	0.00	0.02	8.44	0.25	0.00	38.00	
		1	0.00	0.15	22.18	0.68	0.00	0.00	
	Exp	2	0.00	0.07	22.18	0.31	0.00	0.00	
		1	0.00	7.03	9.01	77.97	0.00	6.00	
	F	2	0.00	8.96	9.34	95.92	0.00	22.00	
		1	0.00	2.38	14.80	16.06	0.00	0.00	
		2	0.00	2.84	14.91	19.04	0.00	0.00	
	Fc	3	0.00	5.16	15.17	33.99	0.00	0.00	
		1	0.00	6.50	31.34	20.75	0.00	3.00	
		2	0.00	13.93	31.03	44.88	0.00	5.66	
	Ff	3	0.00	16.46	30.83	53.39	0.00	2.42	
		1	0.00	0.04	47.95	0.09	0.00	0.00	
	G	2	0.00	0.04	47.89	0.07	0.00	0.00	
		1	0.00	33.26	27.16	122.46	0.00	7.35	
	Gf	2	0.00	26.85	26.54	101.18	0.00	7.21	
		1	0.00	2.34	6.76	34.55	0.00	34.02	
	xA	2	0.00	2.34	6.69	34.95	0.00	34.02	
		1	0.00	0.08	40.21	0.20	0.00	11.00	
	xB	2	0.00	0.11	40.35	0.27	0.00	37.00	
		1	0.00	0.00	13.42	0.00	0.00	0.00	
	xC	1	0.00	30.00	20.10	149.22	0.00	39.47	
		2	0.00	30.00	20.17	148.72	0.00	39.47	
	xD	1	0.00	0.00	21.17	0.00	0.00	11.00	
		2	0.00	0.00	21.35	0.00	0.00	18.00	
	xE	1	0.00	0.00	30.24	0.00	0.00	16.00	
2		0.00	0.00	30.23	0.00	0.00	28.00		
xF	1	0.00	0.00	28.27	0.00	0.00	1.00		
Cc1	1	0.00	6.15	16.67	36.92	0.00	4.00		
E1	1	0.00	3.01	13.91	21.61	0.00	0.00		
	2	0.00	5.71	13.91	41.04	0.00	0.00		
Gf1	1	0.00	0.00	8.32	0.03	0.00	47.00		
	2	0.00	12.77	15.76	81.03	0.00	5.16		
	3	0.00	7.52	15.54	48.37	0.00	4.00		

Cc2	4	0.00	17.08	15.78	108.28	0.00	0.00
	5	0.00	0.22	15.37	1.44	0.00	8.00
	6	0.00	0.10	15.30	0.65	0.00	19.00
E2	3	0.00	3.00	9.27	32.35	0.00	0.23
	4	0.00	3.00	9.45	31.80	0.00	0.00
TC5	2	0.00	2.26	4.01	56.47	0.00	12.00
	3	0.00	0.35	4.00	8.77	0.00	17.00
TC9	4	0.00	0.00	4.25	0.00	0.00	0.00
	1	0.00	31.04	15.95	194.64	0.00	2.72
	2	0.00	6.45	16.02	40.28	0.00	12.00
TC35	3	0.00	27.76	16.12	172.24	0.00	14.34
	1	0.00	1.46	4.20	34.78	0.00	22.00
TC36	1	0.00	0.07	4.39	1.55	0.00	0.00
TC37	1	0.00	0.42	7.71	5.44	0.00	0.00
TC38	1	0.00	2.45	3.71	66.20	0.00	14.00
TC39	2	0.00	0.04	6.13	0.67	0.00	32.00
	3	0.00	0.11	5.79	1.90	0.00	37.00
TC40	2	0.00	0.00	10.22	0.00	0.00	10.00
	3	0.00	0.00	9.71	0.00	0.00	28.00
TC41	1	0.00	3.74	9.50	39.38	0.00	0.00
	2	0.00	6.73	9.58	70.31	0.00	0.00
TC42	1	0.00	0.00	4.06	0.00	0.00	0.00
TC43	1	0.00	0.00	9.04	0.00	0.00	60.00
47	1	0.00	17.54	23.24	75.48	0.00	0.00
48	1	0.00	0.27	9.59	2.81	0.00	0.00
49	1	0.00	74.02	4.56	1621.76	0.00	28.81
	2	0.00	116.29	4.56	2548.03	0.00	26.18
50	1	0.00	75.27	8.37	898.99	0.00	21.23
51	1	0.00	0.24	6.52	3.61	0.00	0.00
53	1	0.00	0.21	15.83	1.34	0.00	7.00
54	1	0.00	0.17	34.78	0.50	0.00	7.00

Traffic Stream Results: Advanced

Time Segment	Arm	Traffic Stream	Degree of saturation penalty (£ per hr)	Ped gap accepting penalty (£ per hr)	Warmed up	Mean Max Queue EoTS (PCU)	Max End of Green Queue EoTS (PCU)	Max End of Red Queue EoTS (PCU)	PCU Factor	Cost of traffic penalties (£ per hr)	Performance Index (£ per hr)
	A	1	0.00	0.00	✓	30.69	19.78	28.37	1.00	0.00	313.26
		2	0.00	0.00	✓	3.60	0.17	3.60	1.00	0.00	32.33
		3	0.00	0.00	✓	2.81	0.49	2.56	1.00	0.00	23.70
		4	0.00	0.00	✓	31.35	20.01	31.35	1.00	0.00	338.27
	Ac	1	0.00	0.00	✓	8.48	1.43	7.55	1.00	0.00	79.87
		2	0.00	0.00	✓	3.79	0.05	3.64	1.00	0.00	14.99
		3	0.00	0.00	✓	8.08	0.25	7.49	1.00	0.00	47.20
	Acf	1	0.00	0.00	✓	0.23			1.00	0.00	3.21
		2	0.00	0.00	✓	0.04			1.00	0.00	0.51
	Af	1	0.00	0.00	✓	8.40			1.00	0.00	18.69
		2	0.00	0.00	✓	0.04			1.00	0.00	0.57
		3	0.00	0.00	✓	24.57			1.00	0.00	220.13
	B	1	0.00	0.00	✓	2.36	0.04	1.21	1.00	0.00	8.68
		2	0.00	0.00	✓	6.24	1.55	5.60	1.00	0.00	54.63
		3	0.00	0.00	✓	30.24	21.13	30.24	1.00	0.00	360.31
		4	0.00	0.00	✓	9.61	3.49	9.60	1.00	0.00	87.78
	Bc	1	0.00	0.00	✓	14.25	0.33	5.19	1.00	0.00	47.78
		2	0.00	0.00	✓	10.19	0.62	7.30	1.00	0.00	67.44
		3	0.00	0.00	✓	19.86	1.28	14.06	1.00	0.00	125.58
	Bcf	1	0.00	0.00	✓	0.98			1.00	0.00	13.85
		2	0.00	0.00	✓	0.07			1.00	0.00	1.03
		3	0.00	0.00	✓	0.09			1.00	0.00	1.23

16:30-17:30	Bf	4	0.00	0.00	✓	2.00			1.00	0.00	2.75
		1	0.00	0.00	✓	0.04			1.00	0.00	0.56
		2	0.00	0.00	✓	48.23			1.00	0.00	438.42
	C	1	0.00	0.00	✓	7.89	1.47	7.34	1.00	0.00	62.19
		2	0.00	0.00	✓	4.20	0.27	4.04	1.00	0.00	28.86
		3	0.00	0.00	✓	3.84	0.24	3.69	1.00	0.00	26.15
	Cf	1	0.00	0.00	✓	0.03			1.00	0.00	0.47
		2	0.00	0.00	✓	0.06			1.00	0.00	0.82
	D	1	0.00	0.00	✓	5.67	0.56	5.33	1.00	0.00	42.21
		2	0.00	0.00	✓	2.67	0.11	2.57	1.00	0.00	17.79
		3	0.00	0.00	✓	3.79	0.17	3.70	1.00	0.00	25.86
		4	0.00	0.00	✓	5.68	0.45	5.38	1.00	0.00	40.98
	Dc	1	0.00	0.00	✓	2.54	0.22	2.30	1.00	0.00	16.14
		2	0.00	0.00	✓	10.46	3.51	10.46	1.00	0.00	113.77
		3	0.00	0.00	✓	2.35	0.03	1.28	1.00	0.00	8.77
		4	0.00	0.00	✓	6.54	0.18	6.30	1.00	0.00	57.08
	Dcf	1	0.00	0.00	✓	0.21			1.00	0.00	3.00
		2	0.00	0.00	✓	0.11			1.00	0.00	1.56
		3	0.00	0.00	✓	0.04			1.00	0.00	0.62
		4	0.00	0.00	✓	10.59			1.00	0.00	87.74
		5	0.00	0.00	✓	0.01			1.00	0.00	0.10
		6	0.00	0.00	✓	2.37			1.00	0.00	3.01
	Df	1	0.00	0.00	✓	3.89	0.15	2.75	1.00	0.00	11.91
		2	0.00	0.00	✓	4.64	0.16	3.28	1.00	0.00	14.00
	Dxp	1	0.00	0.00	✓	2.27	0.71	2.25	1.00	0.00	17.99
		2	0.00	0.00	✓	0.44	0.36	0.44	1.00	0.00	6.14
	Ec	1	0.00	0.00	✓	7.01	1.12	6.13	1.00	0.00	49.49
		2	0.00	0.00	✓	4.20	0.20	4.20	1.00	0.00	32.38
		3	0.00	0.00	✓	8.77	1.81	8.77	1.00	0.00	83.31
		4	0.00	0.00	✓	2.46	0.14	1.17	1.00	0.00	10.59
	Ecf	1	0.00	0.00	✓	2.43			1.00	0.00	6.51
		2	0.00	0.00	✓	5.22			1.00	0.00	12.38
		3	0.00	0.00	✓	0.02			1.00	0.00	0.32
		4	0.00	0.00	✓	2.79			1.00	0.00	17.40
		5	0.00	0.00	✓	0.02			1.00	0.00	0.30
	Ef	1	0.00	0.00	✓	0.15			1.00	0.00	2.15
		2	0.00	0.00	✓	0.07			1.00	0.00	0.97
	Exp	1	0.00	0.00	✓	7.03	0.18	6.88	1.00	0.00	40.23
		2	0.00	0.00	✓	8.96	0.18	7.64	1.00	0.00	45.80
	F	1	0.00	0.00	✓	2.38	0.04	2.17	1.00	0.00	14.66
		2	0.00	0.00	✓	2.84	0.07	2.75	1.00	0.00	18.84
		3	0.00	0.00	✓	5.16	0.26	4.74	1.00	0.00	35.94
	Fc	1	0.00	0.00	✓	6.50	0.39	6.38	1.00	0.00	43.60
		2	0.00	0.00	✓	13.97	2.78	12.72	1.00	0.00	127.92
		3	0.00	0.00	✓	16.56	3.21	15.04	1.00	0.00	113.27
	Ff	1	0.00	0.00	✓	0.04			1.00	0.00	0.63
		2	0.00	0.00	✓	0.04			1.00	0.00	0.50
	G	1	0.00	0.00		43.86	35.17	39.95	1.00	0.00	411.87
2		0.00	0.00		35.51	28.09	31.88	1.00	0.00	338.81	
Gf	1	0.00	0.00	✓	2.34			1.00	0.00	0.23	
	2	0.00	0.00	✓	2.34			1.00	0.00	0.23	
xA	1	0.00	0.00	✓	0.08			1.00	0.00	1.14	
	2	0.00	0.00	✓	0.11			1.00	0.00	1.56	
xB	1	0.00	0.00	✓	0.00			1.00	0.00	0.00	
xC	1	0.00	0.00		35.27			1.00	0.00	356.67	
	2	0.00	0.00		35.27			1.00	0.00	356.19	
xD	1	0.00	0.00	✓	0.00			1.00	0.00	0.00	
	2	0.00	0.00	✓	0.00			1.00	0.00	0.00	

	xE	1	0.00	0.00	✓	0.00			1.00	0.00	0.00
		2	0.00	0.00	✓	0.00			1.00	0.00	0.00
	xF	1	0.00	0.00	✓	0.00			1.00	0.00	0.00
		1	0.00	0.00	✓	6.16	0.66	5.53	1.00	0.00	55.23
	E1	1	0.00	0.00	✓	3.01	0.08	2.92	1.00	0.00	19.86
		2	0.00	0.00	✓	5.71	0.30	5.33	1.00	0.00	40.08
	Gf1	1	0.00	0.00	✓	0.00			1.00	0.00	0.04
		2	0.00	0.00	✓	12.81	2.44	12.01	1.00	0.00	107.52
	Cc2	3	0.00	0.00	✓	7.52	0.74	4.94	1.00	0.00	40.70
		4	0.00	0.00	✓	17.23	3.84	11.49	1.00	0.00	120.80
		5	0.00	0.00	✓	0.22	0.00	0.22	1.00	0.00	1.34
		6	0.00	0.00	✓	0.10	0.10	0.10	1.00	0.00	1.42
		3	0.00	0.00	✓	3.00	0.07	2.91	1.00	0.00	19.74
	E2	4	0.00	0.00	✓	3.00	0.08	2.92	1.00	0.00	19.86
		2	0.00	0.00	✓	2.26	0.11	2.22	1.00	0.00	11.37
	TC5	3	0.00	0.00	✓	0.35	0.35	0.35	1.00	0.00	4.99
		4	0.00	0.00	✓	0.00	0.00	0.00	1.00	0.00	0.00
		1	0.00	0.00	✓	37.49	23.89	37.45	1.00	0.00	349.30
	TC9	2	0.00	0.00	✓	6.45	0.16	6.31	1.00	0.00	34.85
		3	0.00	0.00	✓	32.85	25.83	32.83	1.00	0.00	341.12
		1	0.00	0.00	✓	1.46	0.01	0.77	1.00	0.00	3.59
	TC35	1	0.00	0.00	✓	0.07			1.00	0.00	0.97
	TC36	1	0.00	0.00	✓	0.42	0.00	0.42	1.00	0.00	1.66
	TC37	1	0.00	0.00	✓	2.45			1.00	0.00	3.07
	TC38	1	0.00	0.00	✓	0.04			1.00	0.00	0.58
		2	0.00	0.00	✓	0.11			1.00	0.00	1.56
		3	0.00	0.00	✓	0.00			1.00	0.00	0.00
	TC39	2	0.00	0.00	✓	0.00			1.00	0.00	0.00
		3	0.00	0.00	✓	0.00			1.00	0.00	0.00
	TC40	1	0.00	0.00	✓	3.76	0.85	3.70	1.00	0.00	38.43
		2	0.00	0.00	✓	7.07	3.41	7.00	1.00	0.00	81.19
	TC41	1	0.00	0.00	✓	0.00	0.00	0.00	1.00	0.00	0.00
	TC42	1	0.00	0.00	✓	0.00			1.00	0.00	0.00
	TC43	1	0.00	0.00	✓	0.00			1.00	0.00	0.00
	47	1	0.00	0.00		25.00			1.00	0.00	249.09
	48	1	0.00	0.00	✓	0.27			1.00	0.00	3.83
	49	1	0.00	0.00	✓	127.84			1.00	0.00	895.24
		2	0.00	0.00	✓	212.40			1.00	0.00	1483.83
	50	1	0.00	0.00	✓	125.28			1.00	0.00	864.44
	51	1	0.00	0.00	✓	0.24			1.00	0.00	3.34
	53	1	0.00	0.00	✓	0.21	0.00	0.21	1.00	0.00	1.17
	54	1	0.00	0.00	✓	0.17	0.00	0.17	1.00	0.00	1.23

Pedestrian Crossing Results

Pedestrian Crossings: Pedestrian summary

Time Segment	Crossing	Side	Degree of saturation (%)	Calculated Flow Entering (Ped/hr)	Calculated sat flow (Ped/hr)	Actual green (s per cycle))	Mean Delay Per Ped (s)	Mean max queue (Ped)	Weighted cost of delay (£ per hr)	Performance Index (£ per hr)	
16:30-17:30	1	1	0	0	11000	7	0.00	0.00	0.00	0.00	
		2	0	0	11000	7	0.00	0.00	0.00	0.00	
	2	1	0	0	11000	29	0.00	0.00	0.00	0.00	
		2	0	0	11000	29	0.00	0.00	0.00	0.00	
	3	1	0	0	11000	8	0.00	0.00	0.00	0.00	
		2	0	0	11000	8	0.00	0.00	0.00	0.00	
	4	1	0	0	11000	23	0.00	0.00	0.00	0.00	
		2	0	0	11000	23	0.00	0.00	0.00	0.00	
	5	1	0	0	11000	23	0.00	0.00	0.00	0.00	
		2	0	0	11000	23	0.00	0.00	0.00	0.00	
	6	1	0	0	0	0	0	0.00	0.00	0.00	0.00
		2	0	0	0	0	0	0.00	0.00	0.00	0.00
	7	1	0	0	11000	20	0.00	0.00	0.00	0.00	0.00
		2	0	0	11000	20	0.00	0.00	0.00	0.00	0.00
	8	1	0	0	11000	33	0.00	0.00	0.00	0.00	0.00
		2	0	0	11000	33	0.00	0.00	0.00	0.00	0.00
	9	1	0	0	11000	12	0.00	0.00	0.00	0.00	0.00
		2	0	0	11000	12	0.00	0.00	0.00	0.00	0.00
	10	1	0	0	11000	17	0.00	0.00	0.00	0.00	0.00
		2	0	0	11000	17	0.00	0.00	0.00	0.00	0.00
	11	1	0	0	11000	28	0.00	0.00	0.00	0.00	0.00
		2	0	0	11000	28	0.00	0.00	0.00	0.00	0.00
	12	1	0	0	11000	28	0.00	0.00	0.00	0.00	0.00
		2	0	0	11000	28	0.00	0.00	0.00	0.00	0.00
	13	1	0	0	11000	11	0.00	0.00	0.00	0.00	0.00
		2	0	0	11000	11	0.00	0.00	0.00	0.00	0.00
	14	1	0	0	11000	39	0.00	0.00	0.00	0.00	0.00
		2	0	0	11000	39	0.00	0.00	0.00	0.00	0.00
	15	1	0	0	0	0	0	0.00	0.00	0.00	0.00
		2	0	0	0	0	0	0.00	0.00	0.00	0.00
	16	1	0	0	11000	9	0.00	0.00	0.00	0.00	0.00
		2	0	0	11000	9	0.00	0.00	0.00	0.00	0.00
	17	1	0	0	11000	5	0.00	0.00	0.00	0.00	0.00
		2	0	0	11000	5	0.00	0.00	0.00	0.00	0.00
	18	1	0	0	11000	16	0.00	0.00	0.00	0.00	0.00
		2	0	0	11000	16	0.00	0.00	0.00	0.00	0.00
	19	1	0	0	11000	16	0.00	0.00	0.00	0.00	0.00
		2	0	0	11000	16	0.00	0.00	0.00	0.00	0.00
	20	1	0	0	11000	18	0.00	0.00	0.00	0.00	0.00
		2	0	0	11000	18	0.00	0.00	0.00	0.00	0.00

Pedestrian Crossings: Flows and signals

Time Segment	Crossing	Side	Calculated flow entering (Ped/hr)	Calculated flow out (Ped/hr)	Flow discrepancy (Ped/hr)	Adjusted flow warning	Calculated sat flow (Ped/hr)	Calculated capacity (Ped/hr)	Degree of saturation (%)	DOS Threshold exceeded	Practical reserve capacity	Mean modulus of error	Actual green (s (per cycle))
16:30-17:30	1	1	0	0	0		11000	1833	0		Unrestricted	0.00	7
		2	0	0	0		11000	1833	0		Unrestricted	0.00	7
	2	1	0	0	0		11000	5867	0		Unrestricted	0.00	29
		2	0	0	0		11000	5867	0		Unrestricted	0.00	29
	3	1	0	0	0		11000	2017	0		Unrestricted	0.00	8
		2	0	0	0		11000	2017	0		Unrestricted	0.00	8
	4	1	0	0	0		11000	4767	0		Unrestricted	0.00	23
		2	0	0	0		11000	4767	0		Unrestricted	0.00	23
	5	1	0	0	0		11000	4767	0		Unrestricted	0.00	23
		2	0	0	0		11000	4767	0		Unrestricted	0.00	23
	6	1	0	0	0		0	0	0		-100	0.00	0
		2	0	0	0		0	0	0		-100	0.00	0
	7	1	0	0	0		11000	4217	0		Unrestricted	0.00	20
		2	0	0	0		11000	4217	0		Unrestricted	0.00	20
	8	1	0	0	0		11000	6600	0		Unrestricted	0.00	33
		2	0	0	0		11000	6600	0		Unrestricted	0.00	33
	9	1	0	0	0		11000	2750	0		Unrestricted	0.00	12
		2	0	0	0		11000	2750	0		Unrestricted	0.00	12
	10	1	0	0	0		11000	3667	0		Unrestricted	0.00	17
		2	0	0	0		11000	3667	0		Unrestricted	0.00	17
	11	1	0	0	0		11000	5683	0		Unrestricted	0.00	28
		2	0	0	0		11000	5683	0		Unrestricted	0.00	28
	12	1	0	0	0		11000	5683	0		Unrestricted	0.00	28
		2	0	0	0		11000	5683	0		Unrestricted	0.00	28
	13	1	0	0	0		11000	2567	0		Unrestricted	0.00	11
		2	0	0	0		11000	2567	0		Unrestricted	0.00	11
	14	1	0	0	0		11000	7700	0		Unrestricted	0.00	39
		2	0	0	0		11000	7700	0		Unrestricted	0.00	39
	15	1	0	0	0		0	0	0		-100	0.00	0
		2	0	0	0		0	0	0		-100	0.00	0
	16	1	0	0	0		11000	2200	0		Unrestricted	0.00	9
		2	0	0	0		11000	2200	0		Unrestricted	0.00	9
	17	1	0	0	0		11000	1467	0		Unrestricted	0.00	5
		2	0	0	0		11000	1467	0		Unrestricted	0.00	5
	18	1	0	0	0		11000	3483	0		Unrestricted	0.00	16
		2	0	0	0		11000	3483	0		Unrestricted	0.00	16
	19	1	0	0	0		11000	3483	0		Unrestricted	0.00	16
		2	0	0	0		11000	3483	0		Unrestricted	0.00	16
	20	1	0	0	0		11000	3850	0		Unrestricted	0.00	18
		2	0	0	0		11000	3850	0		Unrestricted	0.00	18

Pedestrian Crossings: Stops and delays

Time Segment	Crossing	Side	Mean Cruise Time per Ped (s)	Mean Delay per Ped (s)	Total delay (Ped-hr/hr)	Weighted cost of delay (£ per hr)
16:30-17:30	(ALL)	(ALL)	0.00	0.00	0.00	0.00

Pedestrian Crossings: Queues and blocking

Time Segment	Crossing	Side	Mean max queue (Ped)	Max queue storage (Ped)	Utilised storage (%)	Excess queue penalty (£ per hr)
16:30-17:30	(ALL)	(ALL)	0.00	10.00	0.00	0.00

Pedestrian Crossings: Advanced

Time Segment	Crossing	Side	Degree of saturation penalty (£ per hr)	Ped gap accepting penalty (£ per hr)	Mean Max Queue EoTS (Ped)	Ped Factor	Cost of traffic penalties (£ per hr)	Performance Index (£ per hr)
16:30-17:30	(ALL)	(ALL)	0.00	0.00	0.00	1.00	0.00	0.00

Network Results

Run Summary

Analysis set used	Run start time	Run finish time	Modelling start time (HH:mm)	Network Cycle Time (s)	Performance Index (£ per hr)	Total network delay (PCU-hr/hr)	Highest DOS (%)	Item with highest DOS	Number of oversaturated items	Percentage of oversaturated items (%)	Item with worst signalised PRC	Item with worst unsignalised PRC	Item with worst over PR
2	16/07/2021 13:21:41	16/07/2021 13:21:54	16:30	60	9815.29	625.85	117.94	49/2	15	9	TC5/4	49/2	TC5

Network Results: Vehicle summary

Time Segment	Degree of saturation (%)	Practical reserve capacity (%)	Calculated flow entering (PCU/hr)	Actual green (s per cycle)	Mean Delay per Veh (s)	Weighted cost of delay (£ per hr)	Weighted cost of stops (£ per hr)	Performance Index (£ per hr)
16:30-17:30	118	-100	71952	4883	31.31	8887.12	928.16	9815.29

Network Results: Pedestrian summary

Time Segment	Degree of saturation (%)	Calculated Flow Entering (Ped/hr)	Actual green (s per cycle)	Mean Delay Per Ped (s)	Weighted cost of delay (£ per hr)	Performance Index (£ per hr)
16:30-17:30	0	0	684	0.00	0.00	0.00

Network Results: Flows and signals

Time Segment	Calculated flow entering (PCU/hr)	Calculated flow out (PCU/hr)	Flow discrepancy (PCU/hr)	Adjusted flow warning	Degree of saturation (%)	DOS Threshold exceeded	Practical reserve capacity (%)	Actual green (s per cycle)
16:30-17:30	71952	71519	3305	✓	118	✓	-100	5567

Network Results: Stops and delays

Time Segment	Mean Cruise Time per Veh (s)	Mean Delay per Veh (s)	Total delay (PCU-hr/hr)	Weighted cost of delay (£ per hr)	Mean stops per Veh (%)	Total stops (Stops per hr)	Weighted cost of stops (£ per hr)
16:30-17:30	8.38	31.31	625.85	8887.12	62.04	43372.22	928.16

Network Results: Queues and blocking

Time Segment	Utilised storage (%)	Excess queue penalty (£ per hr)	Wasted time total (s per cycle)
16:30-17:30	2548.03	0.00	1417.72

Network Results: Advanced

Time Segment	Degree of saturation penalty (£ per hr)	Ped gap accepting penalty (£ per hr)	Warmed up	PCU Factor	Cost of traffic penalties (£ per hr)	Controller stream penalties (£ per hr)	Performance Index (£ per hr)
16:30-17:30	0.00	0.00		1.00	0.00	0.00	9815.29

Point to Point Journey Time

Average Journey Time (s) for Local Matrix: 1

		To							
		A28	B28	C28	D28	E28	F28	G28	H28
From	A28	563.2	434.5	277.0	640.3	600.7	636.1	559.3	0.0
	B28	189.3	0.0	102.8	143.9	124.1	153.8	182.8	0.0
	C28	148.8	551.8	0.0	83.1	75.1	124.0	147.0	0.0
	D28	105.8	335.4	184.2	0.0	244.9	90.3	98.4	0.0
	E28	134.4	536.5	217.0	46.4	0.0	86.7	94.9	0.0
	F28	163.8	332.6	271.9	392.8	379.3	0.0	17.6	0.0
	G28	410.0	575.8	527.8	764.4	746.7	748.4	0.0	0.0
	H28	0.0	0.0	0.0	0.0	0.0	0.0	0.0	0.0

Path Journey Time

Path	From Location	To Location	Normal Calculated Flow (PCU/hr)	Normal journey time (s)	Calculated Total Flow (PCU/hr)	Avg journey time (s)
------	---------------	-------------	---------------------------------	-------------------------	--------------------------------	----------------------

32	C28	E28	91	74.44	91	74.44
36	C28	E28	0	0.00	0	0.00
41	E28	A28	419	133.89	419	133.89
49	C28	D28	300	83.08	300	83.08
50	E28	D28	106	46.41	106	46.41
68	E28	G28	144	94.04	144	94.04
81	G28	B28	146	576.91	146	576.91
82	G28	B28	146	576.68	146	576.68
83	G28	B28	4	505.39	4	505.39
84	G28	B28	0	0.00	0	0.00
85	D28	B28	132	332.47	132	332.47
86	D28	B28	132	332.29	132	332.29
87	D28	B28	44	344.64	44	344.64
88	D28	B28	43	344.56	43	344.56
89	H28	B28	0	0.00	0	0.00
90	H28	B28	0	0.00	0	0.00
91	C28	F28	21	124.05	21	124.05
92	E28	F28	10	86.68	10	86.68
100	E28	B28	292	500.31	292	500.31
102	A28	C28	60	260.70	60	260.70
104	C28	G28	137	131.41	137	131.41
107	A28	B28	25	434.42	25	434.42
109	C28	G28	296	155.67	296	155.67
110	E28	G28	8	109.94	8	109.94
111	G28	G28	0	0.00	0	0.00
112	F28	G28	107	17.60	107	17.60
113	F28	A28	157	163.79	157	163.79
114	C28	H28	0	0.00	0	0.00
115	B28	C28	4	100.86	4	100.86
116	G28	G28	0	0.00	0	0.00
117	G28	F28	2	551.55	2	551.55
118	G28	G28	0	0.00	0	0.00
124	H28	F28	0	0.00	0	0.00
125	H28	A28	0	0.00	0	0.00
128	F28	F28	0	0.00	0	0.00
129	F28	H28	0	0.00	0	0.00
130	G28	G28	0	0.00	0	0.00
131	G28	G28	0	0.00	0	0.00
132	H28	H28	0	0.00	0	0.00
133	F28	H28	0	0.00	0	0.00
137	H28	G28	0	0.00	0	0.00
138	H28	G28	0	0.00	0	0.00
140	B28	G28	110	208.01	110	208.01
141	B28	H28	0	0.00	0	0.00
142	C28	H28	0	0.00	0	0.00
143	E28	H28	0	0.00	0	0.00
144	B28	B28	0	0.00	0	0.00
145	B28	B28	0	0.00	0	0.00
147	G28	C28	549	435.79	549	435.79
148	G28	C28	0	0.00	0	0.00
149	A28	E28	40	324.70	40	324.70
150	E28	B28	292	572.65	292	572.65
151	E28	C28	43	214.02	43	214.02
152	C28	G28	10	159.48	10	159.48
153	C28	F28	0	0.00	0	0.00
154	E28	A28	24	143.53	24	143.53
155	C28	H28	0	0.00	0	0.00
156	H28	D28	0	0.00	0	0.00

157	H28	E28	0	0.00	0	0.00
158	F28	D28	85	392.77	85	392.77
159	F28	E28	44	384.69	44	384.69
160	F28	E28	44	373.82	44	373.82
162	B28	F28	13	153.82	13	153.82
164	C28	A28	0	0.00	0	0.00
166	B28	C28	92	102.89	92	102.89
168	G28	A28	735	409.99	735	409.99
170	C28	B28	0	0.00	0	0.00
171	G28	H28	0	0.00	0	0.00
185	A28	B28	25	434.50	25	434.50
186	A28	C28	326	280.05	326	280.05
195	D28	G28	160	98.37	160	98.37
196	D28	F28	59	90.25	59	90.25
198	D28	A28	5	105.83	5	105.83
234	C28	G28	36	132.21	36	132.21
235	E28	G28	0	0.00	0	0.00
236	E28	H28	0	0.00	0	0.00
255	C28	A28	0	0.00	0	0.00
291	C28	A28	360	148.83	360	148.83
294	C28	B28	23	576.22	23	576.22
295	C28	B28	23	527.32	23	527.32
296	D28	G28	0	0.00	0	0.00
297	D28	H28	0	0.00	0	0.00
299	A28	G28	393	557.10	393	557.10
300	A28	H28	0	0.00	0	0.00
301	A28	A28	2	569.51	2	569.51
302	A28	A28	2	556.95	2	556.95
312	B28	G28	110	161.18	110	161.18
313	B28	G28	19	161.98	19	161.98
314	B28	H28	0	0.00	0	0.00
323	B28	D28	165	143.92	165	143.92
324	B28	E28	130	138.44	130	138.44
343	B28	A28	0	0.00	0	0.00
344	B28	A28	18	189.34	18	189.34
345	B28	E28	347	118.76	347	118.76
356	A28	G28	0	0.00	0	0.00
357	A28	F28	59	636.11	59	636.11
358	A28	G28	10	644.25	10	644.25
359	A28	H28	0	0.00	0	0.00
406	G28	A28	0	0.00	0	0.00
410	C28	E28	2	103.21	2	103.21
411	C28	D28	0	0.00	0	0.00
412	C28	E28	0	0.00	0	0.00
413	C28	G28	0	0.00	0	0.00
417	C28	G28	0	0.00	0	0.00
418	C28	H28	0	0.00	0	0.00
419	C28	A28	0	0.00	0	0.00
423	C28	B28	0	0.00	0	0.00
424	F28	B28	20	332.66	20	332.66
425	F28	B28	20	332.58	20	332.58
432	G28	F28	27	762.95	27	762.95
433	G28	G28	0	0.00	0	0.00
436	H28	H28	0	0.00	0	0.00
437	G28	C28	50	415.93	50	415.93
438	G28	C28	10	339.24	10	339.24
439	C28	C28	0	0.00	0	0.00
440	C28	C28	0	0.00	0	0.00

441	C28	C28	0	0.00	0	0.00
442	C28	C28	0	0.00	0	0.00
443	C28	C28	0	0.00	0	0.00
444	C28	C28	0	0.00	0	0.00
445	E28	C28	0	0.00	0	0.00
446	E28	C28	0	0.00	0	0.00
447	E28	C28	0	0.00	0	0.00
448	D28	C28	0	0.00	0	0.00
449	D28	C28	0	0.00	0	0.00
450	H28	C28	0	0.00	0	0.00
451	F28	C28	0	0.00	0	0.00
465	G28	D28	131	764.37	131	764.37
466	G28	E28	116	756.74	116	756.74
467	G28	D28	0	0.00	0	0.00
468	G28	E28	0	0.00	0	0.00
469	A28	D28	12	640.34	12	640.34
470	A28	E28	373	630.29	373	630.29
471	E28	E28	1	0.00	1	0.00
472	D28	D28	0	0.00	0	0.00
473	D28	E28	8	250.80	8	250.80
474	G28	C28	324	706.80	324	706.80
475	G28	E28	116	740.22	116	740.22
476	G28	C28	0	0.00	0	0.00
477	G28	E28	2	545.69	2	545.69
478	C28	C28	0	0.00	0	0.00
479	C28	C28	0	0.00	0	0.00
480	E28	C28	43	219.94	43	219.94
481	E28	E28	1	0.00	1	0.00
482	D28	C28	120	187.43	120	187.43
483	D28	E28	8	238.93	8	238.93
484	H28	C28	0	0.00	0	0.00
485	H28	E28	0	0.00	0	0.00
486	F28	C28	38	350.97	38	350.97
487	C28	C28	0	0.00	0	0.00
488	C28	C28	0	0.00	0	0.00
489	D28	C28	220	182.41	220	182.41
490	H28	C28	0	0.00	0	0.00
491	F28	C28	38	192.91	38	192.91

Final Prediction Table

Traffic Stream Results

Arm	Traffic Stream	Name	Traffic node	SIGNALS		FLOWS		PERFORMANCE				PER PCU			QUEUES
				Controller stream	Phase	Calculated flow entering (PCU/hr)	Calculated sat flow (PCU/hr)	Actual green (s per cycle)	Wasted time total (s per cycle)	Degree of saturation (%)	Practical reserve capacity (%)	JourneyTime (s)	Mean Delay per Veh (s)	Mean stops per Veh (%)	Mean max queue (PCU)
A	1	(untitled)	6	771-2	E	820 <	2050	23	0.00	100	-10	89.24	83.94	158.69	24.76 +
	2	(untitled)	6	771-2	E	361	2050	23	0.00	44	104	23.25	17.78	60.46	3.60
	3	(untitled)	6	771-2	E	503	2050	23	8.00	61	47	15.07	9.46	30.35	2.80
	4	(untitled)	6	771-2	E	820 <	2050	23	0.00	100	-10	97.00	91.27	163.58	25.43 +
Ac	1	(untitled)	6	771-2	D	830	2263	27	5.00	79	15	26.55	19.87	55.74	8.46
	2	(untitled)	6	771-2	D	264	2263	27	16.96	27	235	19.46	10.58	88.05	3.79
	3	(untitled)	6	771-2	D	529	2263	27	11.00	50	80	21.37	15.18	91.45	8.08
Acf	1	(untitled)	6			1094	2263	60	10.00	48	86	6.11	0.74	0.00	0.23
	2	(untitled)	6			529	2263	60	20.00	23	285	7.64	0.24	0.00	0.04
	1	(untitled)	6			1181	2050	60	20.35	62	45	9.87	3.23	24.64	8.40

Af	2	(untitled)	6			503	2050	60	31.00	25	266	6.90	0.29	0.00	0.04
	3	(untitled)	6			820 <	2050	60	35.75	99	-9	70.30	63.67	138.11	20.50 +
B	1	(untitled)	1	769-1	B	102	2050	11	0.00	25	263	22.91	15.81	71.44	2.36
	2	(untitled)	1	769-1	B	339	2150	11	0.19	80	13	40.05	32.76	100.14	6.20
	3	(untitled)	1	769-1	B	420 <	2100	11	0.00	100	-10	200.25	192.78	303.70	26.00 +
	4	(untitled)	1	769-1	B	367	2050	11	1.00	90	0	68.23	55.94	146.29	9.35
Bc	1	(untitled)	1	769-1	A	712	2050	37	17.00	55	64	21.50	11.50	67.74	14.25
	2	(untitled)	1	769-1	A	766	2050	37	12.31	61	47	25.95	16.04	76.95	10.19
	3	(untitled)	1	769-1	A	999	2050	37	6.00	77	17	33.34	23.54	102.37	19.85
Bcf	1	(untitled)	1			1650	2263	60	13.00	73	23	6.85	2.13	0.00	0.98
	2	(untitled)	1			712	2263	60	22.00	31	186	6.20	0.37	0.00	0.07
	3	(untitled)	1			766	2263	60	27.00	34	166	6.56	0.41	0.00	0.09
	4	(untitled)	1			999	2263	60	19.38	44	103	7.27	0.64	1.08	2.00
Bf	1	(untitled)	1			440	1800	60	5.00	24	268	27.66	0.32	0.00	0.04
	2	(untitled)	1			787 <	1800	60	32.72	96	-6	157.85	130.43	338.17	46.85 +
C	1	(untitled)	2	769-2	G	443	2100	15	0.00	79	14	46.77	32.24	105.53	7.86
	2	(untitled)	2	769-2	G	295	2200	15	0.35	51	75	36.76	22.08	85.72	4.20
	3	(untitled)	2	769-2	G	270	2050	15	0.00	49	82	36.77	21.84	85.26	3.84
Cf	1	(untitled)	2			443	1965	60	0.00	23	299	17.62	0.27	0.00	0.03
	2	(untitled)	2			565	1965	60	0.00	29	213	17.87	0.37	0.00	0.06
D	1	(untitled)	3	770-1	B	393	2050	17	0.00	64	41	24.41	20.29	85.34	5.67
	2	(untitled)	3	770-1	B	204	1850	17	0.00	37	145	19.98	15.86	76.85	2.67
	3	(untitled)	3	770-1	B	296	2250	17	0.00	44	105	20.12	15.91	76.62	3.79
	4	(untitled)	3	770-1	B	406	2250	17	0.00	60	50	23.32	18.83	83.00	5.68
Dc	1	(untitled)	3	770-1	A	536	2100	31	8.00	48	88	9.31	5.54	25.70	2.54
	2	(untitled)	3	770-1	A	998 <	2100	31	3.00	89	1	27.55	23.93	61.25	10.35 +
	3	(untitled)	3	770-1	A	231	2100	31	12.00	21	337	10.40	6.92	33.43	2.35
	4	(untitled)	3	770-1	A	495	2100	31	12.00	44	104	25.97	22.63	80.97	6.54
Dcf	1	(untitled)	3			968	2050	60	18.00	47	91	5.73	0.78	0.00	0.21
	2	(untitled)	3			781	2100	60	30.00	37	142	5.45	0.51	0.00	0.11
	3	(untitled)	3			536	2100	60	14.00	26	253	5.27	0.29	0.00	0.04
	4	(untitled)	3			998	2100	60	30.77	88	2	22.44	17.44	59.62	10.50
	5	(untitled)	3			231	2100	60	22.00	11	720	5.12	0.11	0.00	0.01
	6	(untitled)	3			495	2100	60	36.96	26	244	5.71	0.67	10.66	2.37
Df	1	(untitled)	3-2	11	B	585	1900	43	0.00	42	114	28.02	4.02	35.92	3.89
	2	(untitled)	3-2	11	B	702	2250	43	0.00	43	112	27.91	3.91	36.05	4.64
Dxp	1	(untitled)	3-2	770-2	D	973	2050	41	5.00	68	33	7.09	3.60	13.42	2.27
	2	(untitled)	3-2	770-2	D	806	2050	41	7.00	56	60	5.32	1.67	3.23	0.44
Ec	1	(untitled)	4	770-3	F	672	2150	24	2.00	75	20	17.40	13.64	61.75	7.00
	2	(untitled)	4	770-3	F	435	2263	24	7.00	46	95	17.72	14.09	59.03	4.20
	3	(untitled)	4	770-3	F	771 <	2263	24	0.00	82	10	25.39	21.89	67.51	8.74 +
	4	(untitled)	4	770-3	F	380	2250	24	12.00	41	122	8.95	5.57	18.45	2.46
Ecf	1	(untitled)	4			629	2100	60	21.98	37	140	5.17	1.73	10.99	2.43
	2	(untitled)	4			1298	2100	60	12.29	64	40	5.16	1.69	9.02	5.21
	3	(untitled)	4			435	2263	60	22.00	19	369	3.71	0.19	0.00	0.02
	4	(untitled)	4			771	2300	60	28.40	55	64	7.96	4.40	16.25	2.79
	5	(untitled)	4			426	2300	60	38.00	19	386	3.82	0.18	0.00	0.02
Ef	1	(untitled)	4			797	1900	60	0.00	42	115	15.99	0.68	0.00	0.15
	2	(untitled)	4			584	1900	60	0.00	31	193	15.73	0.42	0.00	0.07
Exp	1	(untitled)	4-2	770-4	L	629	2050	40	6.00	45	100	14.67	10.79	66.65	7.03
	2	(untitled)	4-2	770-4	L	625	2050	40	22.00	45	102	15.83	11.80	83.12	8.96
F	1	(untitled)	5	771-1	B	219	2100	24	0.00	25	260	18.47	12.09	59.95	2.38
	2	(untitled)	5	771-1	B	269	2100	24	0.00	31	193	19.06	12.63	63.02	2.84
	3	(untitled)	5	771-1	B	443	2100	24	0.00	51	78	21.59	15.05	67.85	5.16
Fc	1	(untitled)	5	771-1	A	589	2263	26	3.00	58	56	35.03	16.04	66.27	6.50
	2	(untitled)	5	771-1	A	803	2263	26	5.66	84	7	54.57	36.15	98.11	13.93
	3	(untitled)	5	771-1	A	885	2263	26	2.42	88	2	47.20	28.00	113.70	16.46

Ff	1	(untitled)	5			488	1900	60	0.00	26	250	33.41	0.33	0.00	0.04
	2	(untitled)	5			443	1900	60	0.00	23	286	33.34	0.29	0.00	0.04
G	1	(untitled)	2	769-2	F	315 <	2050	15	7.35	107	-16	331.54	315.48	394.13	33.26 +
	2	(untitled)	2	769-2	F	315 <	2050	15	7.21	105	-14	260.80	249.36	303.81	26.85 +
Gf	1	(untitled)	4			292	2050	60	34.02	14	532	3.07	0.16	0.57	2.34
	2	(untitled)	4			292	2050	60	34.02	14	532	3.04	0.16	0.57	2.34
xA	1	(untitled)	10			743	2263	60	11.00	33	174	17.73	0.39	0.00	0.08
	2	(untitled)	10			842	2263	60	37.00	37	142	17.87	0.47	0.00	0.11
xB	1	(untitled)				1650	Unrestricted	60	0.00	0	Unrestricted	5.79	0.00	0.00	0.00
xC	1	(untitled)				650 <	1900	60	39.47	100	-10	137.78	129.12	122.87	30.00 +
	2	(untitled)				650 <	1900	60	39.47	100	-10	137.64	128.94	122.72	30.00 +
xD	1	(untitled)				973	Unrestricted	60	11.00	0	Unrestricted	9.13	0.00	0.00	0.00
	2	(untitled)				806	Unrestricted	60	18.00	0	Unrestricted	9.21	0.00	0.00	0.00
xE	1	(untitled)				629	Unrestricted	60	16.00	0	Unrestricted	13.04	0.00	0.00	0.00
	2	(untitled)				625	Unrestricted	60	28.00	0	Unrestricted	13.04	0.00	0.00	0.00
xF	1	(untitled)				778	Unrestricted	60	1.00	0	Unrestricted	12.19	0.00	0.00	0.00
Cc1	1	(untitled)	2	769-2	E	704	2050	30	4.00	66	35	20.74	14.20	56.83	6.15
E1	1	(untitled)	4	770-3	G	292	2050	25	0.00	33	174	18.24	12.24	61.51	3.01
	2	(untitled)	4	770-3	G	505	2200	25	0.00	53	70	20.64	14.64	67.37	5.71
Gf1	1	(untitled)	4			46	650	60	47.00	7	1171	3.81	0.22	0.16	0.00
Cc2	2	(untitled)	2	769-2	D	876	2150	29	5.16	85	6	38.86	28.16	88.59	12.77
	3	(untitled)	2	769-2	D	703	2050	29	4.00	69	31	22.05	12.69	45.09	7.52
	4	(untitled)	2	769-2	D	966 <	2150	29	0.00	90	0	37.53	27.60	101.12	17.08 +
	5	(untitled)	2	769-2	D	89	2050	29	8.00	9	942	11.79	3.10	15.04	0.22
	6	(untitled)	2	769-2	D	367	2050	29	19.00	36	151	8.90	0.98	0.00	0.10
E2	3	(untitled)	4	770-3	H	292	2150	25	0.23	32	185	16.14	12.15	61.39	3.00
	4	(untitled)	4	770-3	H	292	2050	25	0.00	33	174	16.31	12.24	61.54	3.00
TC5	2	(untitled)	TC771-6	TC777-1	A	561	2263	38	12.00	37	142	7.13	4.37	24.18	2.26
	3	(untitled)	TC771-6	TC777-1	A	842	2263	38	17.00	56	61	4.26	1.50	0.00	0.35
	4	(untitled)	TC771-6	TC777-1	C	0	0	0	0.00	0	-100	0.00	0.00	0.00	0.00
TC9	1	(untitled)	TC771-6	TC777-1	B	971 <	1925	30	2.72	100	-10	96.34	85.33	183.08	31.04 +
	2	(untitled)	TC771-6	TC777-1	B	465	1966	30	12.00	43	109	27.39	16.34	83.15	6.45
	3	(untitled)	TC771-6	TC777-1	B	605 <	1947	30	14.34	100	-10	144.37	133.24	302.31	27.76 +
TC35	1	(untitled)	TC771-6	TC777-1	A	182	1900	38	22.00	14	525	7.06	4.16	26.40	1.46
TC36	1	(untitled)	TC771-6			553	1800	60	0.00	31	193	3.47	0.44	0.00	0.07
TC37	1	(untitled)	TC771-6	TC777-2	J	107	1850	45	0.00	8	1093	5.04	1.85	23.51	0.42
TC38	1	(untitled)	TC771-6			107	440	60	14.00	24	270	4.86	3.33	44.66	2.45
TC39	2	(untitled)	TC771-6			561	2263	60	32.00	25	263	2.80	0.26	0.00	0.04
	3	(untitled)	TC771-6			842	2263	60	37.00	37	142	2.87	0.47	0.00	0.11
TC40	2	(untitled)	TC771-6			668	Unrestricted	60	10.00	0	Unrestricted	4.23	0.00	0.00	0.00
	3	(untitled)	TC771-6			842	Unrestricted	60	28.00	0	Unrestricted	4.02	0.00	0.00	0.00
TC41	1	(untitled)	TC771-6	TC777-1	D	197	1850	8	0.00	71	27	43.48	39.55	112.15	3.74
	2	(untitled)	TC771-6	TC777-1	D	249	1850	8	0.00	90	0	73.38	69.41	150.14	6.73
TC42	1	(untitled)	TC771-6	TC777-1	E	0	0	0	0.00	0	-100	0.00	0.00	0.00	0.00
TC43	1	(untitled)				0	1800	60	60.00	0	Unrestricted	0.00	0.00	0.00	0.00
47	1	(untitled)	2			1300	1300	60	0.00	100	-10	64.61	48.58	0.00	17.54

48	1	(untitled)	2			1008	1965	60	0.00	51	75	7.58	0.96	0.00	0.27
49	1	(untitled)	TC771-6			1095 <	1900	60	28.81	111	-19	202.63	199.48	271.62	74.02 +
	2	(untitled)	TC771-6			1263 <	1900	60	26.18	118	-24	292.65	289.50	309.84	116.29 +
50	1	(untitled)	1			1327 <	1900	60	21.23	108	-17	163.59	157.81	249.53	75.27 +
51	1	(untitled)	4-2			931	1900	60	0.00	49	84	5.41	0.91	0.00	0.24
53	1		TC771-6	TC777-1	J	16	1800	7	7.00	7	1230	26.84	15.92	74.41	0.21
54	1		3-2	11	A	12	1800	7	7.00	5	1700	47.36	23.36	85.35	0.17

Pedestrian Crossing Results

Pedestrian	Side	Name	Traffic node	SIGNALS		FLOWS		PERFORMANCE			PER PED		QUEUES	WEIGHTS	P
				Controller stream	Phase	Calculated Flow Entering (Ped/hr)	Calculated sat flow (Ped/hr)	Actual green (s per cycle)	Degree of saturation (%)	Practical reserve capacity	JourneyTime (s)	Mean Delay per Ped (s)	Mean max queue (Ped)	Delay weighting (%)	p
1	1	(untitled)	3-2	770-2	E	0	11000	7	0	Unrestricted	0.00	0.00	0.00	100	
	2	(untitled)	3-2	770-2	E	0	11000	7	0	Unrestricted	0.00	0.00	0.00	100	
2	1	(untitled)	3	770-1	C	0	11000	29	0	Unrestricted	0.00	0.00	0.00	100	
	2	(untitled)	3	770-1	C	0	11000	29	0	Unrestricted	0.00	0.00	0.00	100	
3	1	(untitled)	4-2	770-4	M	0	11000	8	0	Unrestricted	0.00	0.00	0.00	100	
	2	(untitled)	4-2	770-4	M	0	11000	8	0	Unrestricted	0.00	0.00	0.00	100	
4	1	(untitled)	4	770-3	J	0	11000	23	0	Unrestricted	0.00	0.00	0.00	100	
	2	(untitled)	4	770-3	J	0	11000	23	0	Unrestricted	0.00	0.00	0.00	100	
5	1	(untitled)	4	770-3	I	0	11000	23	0	Unrestricted	0.00	0.00	0.00	100	
	2	(untitled)	4	770-3	I	0	11000	23	0	Unrestricted	0.00	0.00	0.00	100	
6	1	(untitled)	4	770-3	K	0	0	0	0	-100	0.00	0.00	0.00	100	
	2	(untitled)	4	770-3	K	0	0	0	0	-100	0.00	0.00	0.00	100	
7	1	(untitled)	5	771-1	C	0	11000	20	0	Unrestricted	0.00	0.00	0.00	100	
	2	(untitled)	5	771-1	C	0	11000	20	0	Unrestricted	0.00	0.00	0.00	100	
8	1	(untitled)	1	769-1	C	0	11000	33	0	Unrestricted	0.00	0.00	0.00	100	
	2	(untitled)	1	769-1	C	0	11000	33	0	Unrestricted	0.00	0.00	0.00	100	
9	1	(untitled)	2	769-2	J	0	11000	12	0	Unrestricted	0.00	0.00	0.00	100	
	2	(untitled)	2	769-2	J	0	11000	12	0	Unrestricted	0.00	0.00	0.00	100	
10	1	(untitled)	2	769-2	K	0	11000	17	0	Unrestricted	0.00	0.00	0.00	100	
	2	(untitled)	2	769-2	K	0	11000	17	0	Unrestricted	0.00	0.00	0.00	100	
11	1	(untitled)		769-2	H	0	11000	28	0	Unrestricted	0.00	0.00	0.00	100	
	2	(untitled)		769-2	H	0	11000	28	0	Unrestricted	0.00	0.00	0.00	100	
12	1	(untitled)	2	769-2	I	0	11000	28	0	Unrestricted	0.00	0.00	0.00	100	
	2	(untitled)	2	769-2	I	0	11000	28	0	Unrestricted	0.00	0.00	0.00	100	
13	1	(untitled)		TC777-1	I	0	11000	11	0	Unrestricted	0.00	0.00	0.00	100	
	2	(untitled)		TC777-1	I	0	11000	11	0	Unrestricted	0.00	0.00	0.00	100	
14	1	(untitled)		TC777-1	F	0	11000	39	0	Unrestricted	0.00	0.00	0.00	100	
	2	(untitled)		TC777-1	F	0	11000	39	0	Unrestricted	0.00	0.00	0.00	100	
15	1	(untitled)		TC777-1	G	0	0	0	0	-100	0.00	0.00	0.00	100	
	2	(untitled)		TC777-1	G	0	0	0	0	-100	0.00	0.00	0.00	100	
16	1	(untitled)		TC777-1	H	0	11000	9	0	Unrestricted	0.00	0.00	0.00	100	
	2	(untitled)		TC777-1	H	0	11000	9	0	Unrestricted	0.00	0.00	0.00	100	
17	1	(untitled)		TC777-2	K	0	11000	5	0	Unrestricted	0.00	0.00	0.00	100	
	2	(untitled)		TC777-2	K	0	11000	5	0	Unrestricted	0.00	0.00	0.00	100	
18	1	(untitled)	771-2	771-2	F	0	11000	16	0	Unrestricted	0.00	0.00	0.00	100	
	2	(untitled)	771-2	771-2	F	0	11000	16	0	Unrestricted	0.00	0.00	0.00	100	
19	1	(untitled)	771-2	771-2	A	0	11000	16	0	Unrestricted	0.00	0.00	0.00	100	
	2	(untitled)	771-2	771-2	A	0	11000	16	0	Unrestricted	0.00	0.00	0.00	100	
20	1	(untitled)		771-1	D	0	11000	18	0	Unrestricted	0.00	0.00	0.00	100	
	2	(untitled)		771-1	D	0	11000	18	0	Unrestricted	0.00	0.00	0.00	100	

Network Results

	Distance travelled (PCU-km/hr)	Time spent (PCU-hr/hr)	Mean journey speed (kph)	Total delay (PCU-hr/hr)	Weighted cost of delay (£ per hr)	Weighted cost of stops (£ per hr)	Excess queue penalty (£ per hr)	Performance Index (£ per hr)
Normal traffic	6468.86	793.40	8.15	625.85	8887.12	928.16	0.00	9815.29
Bus	0.00	0.00	0.00	0.00	0.00	0.00	0.00	0.00
Tram	0.00	0.00	0.00	0.00	0.00	0.00	0.00	0.00
Pedestrians	0.00	0.00	0.00	0.00	0.00	0.00	0.00	0.00
TOTAL	6468.86	793.40	8.15	625.85	8887.12	928.16	0.00	9815.29

- | < = adjusted flow warning (upstream links/traffic streams are over-saturated)
- | * = Traffic Stream - Normal, Bus or Tram Stop or Delay weighting has been set to a value other than 100%
- | ^ = Traffic Stream - Normal, Bus or Tram Stop or Delay Path weighting has been set to a value other than 100%
- | + = average link/traffic stream excess queue is greater than 0
- | **P.I. = PERFORMANCE INDEX**

