

<h1>TRANSYT 15</h1>
Version: 15.5.2.7994 © Copyright TRL Limited, 2018
For sales and distribution information, program advice and maintenance, contact TRL: +44 (0)1344 379777 software@trl.co.uk www.trisoftware.co.uk
<b>The users of this computer program for the solution of an engineering problem are in no way relieved of their responsibility for the correctness of the solution</b>

**Filename:** M62 JN 28 CRF Scheme\_Mar 20- Scenario 2 - AM.t15  
**Path:** Z:\Projects\10127ITM Capitol Park, Leeds F2 (F1A)\Tech\Transyt\TRANSYT - AGREED HE\_LCC BASE MODEL (MARCH 2020)\Post-Submission Work  
**Report generation date:** 02/07/2021 14:50:31

- »Network Diagrams
- «A1 - 2019 Base + Committed AM : D1 - 2019 Base + Committed AM \* :
  - »Summary
  - »Network Options
  - »Traffic Nodes
  - »Arms and Traffic Streams
  - »Pedestrian Crossings
  - »Local OD Matrix - Local Matrix: 1
  - »Signal Timings
  - »Results - Link
  - »Results - Traffic Stream
  - »Data Entry - Stage Start and End
  - »Data Entry - Phase
  - »Data Entry - Traffic Stream
  - »Data entry - Link
  - »Results - Pedestrian
  - »Traffic Stream Results
  - »Pedestrian Crossing Results
  - »Network Results
  - »Point to Point Journey Time
  - »Final Prediction Table

**File summary**

**File description**

<b>File title</b>	(untitled)
<b>Location</b>	
<b>Site number</b>	
<b>UTCRegion</b>	
<b>Driving side</b>	Left
<b>Date</b>	01/03/2017
<b>Version</b>	
<b>Status</b>	(new file)
<b>Identifier</b>	
<b>Client</b>	
<b>Jobnumber</b>	
<b>Enumerator</b>	LEEDS\00730414
<b>Description</b>	

**Model and Results**

Enable controller offsets	Enable fuel consumption	Enable quick flares	Display journey time results	Display level of service results	Display blocking and starvation results	Display end of red and green queue results	Display excess queue results	Display separate uniform and random results	Display unweighted results	Display TRANSYT 12 style timings	Display effective greens in results	Display Red-With-Amber	Display End-Of-Green Amber

**Units**

Cost units	Speed units	Distance units	Fuel economy units	Fuel rate units	Mass units	Traffic units input	Traffic units results	Flow units	Average delay units	Total delay units	Rate of delay units
£	kph	m	mpg	l/h	kg	PCU	PCU	perHour	s	-Hour	perHour

**Sorting**

Show names instead of IDs	Sorting direction	Sorting type	Ignore prefixes when sorting	Analysis/demand set sorting	Link grouping	Source grouping	Colour Analysis/Demand Sets
	Ascending	Numerical		ID	Normal	Normal	✓

**Network Diagrams**



# A1 - 2019 Base + Committed AM D1 - 2019 Base + Committed AM \*

## Summary

### Data Errors and Warnings

Severity	Area	Item	Description
Warning	Traffic Stream Data	Arm Bf - Traffic Stream 1	Arm Bf - Traffic Stream 1 is over 200m. Recommend the use of PDM to model platooning effects.
Warning	Traffic Stream Data	Arm Bf - Traffic Stream 2	Arm Bf - Traffic Stream 2 is over 200m. Recommend the use of PDM to model platooning effects.
Warning	Traffic Stream Data	Arm Ff - Traffic Stream 1	Arm Ff - Traffic Stream 1 is over 200m. Recommend the use of PDM to model platooning effects.
Warning	Traffic Stream Data	Arm Ff - Traffic Stream 2	Arm Ff - Traffic Stream 2 is over 200m. Recommend the use of PDM to model platooning effects.
Warning	Traffic Stream Data	Arm xA - Traffic Stream 1	Arm xA - Traffic Stream 1 is over 200m. Recommend the use of PDM to model platooning effects.
Warning	Traffic Stream Data	Arm xA - Traffic Stream 2	Arm xA - Traffic Stream 2 is over 200m. Recommend the use of PDM to model platooning effects.
Warning	Traffic Stream Data	Arm TC38 - Traffic Stream 1	Traffic Stream 1: CTM uses a whole number of cells. CTM is using the length adjusted by 30%.
Warning	Traffic Stream Signals	Arm TC42 - Traffic Stream 1 - Signals (TC777-1, E)	Traffic Stream 1 controlling phase E never runs in the current stage sequence.
Info	Arm Data	Arm xC	No traffic node specified for arm(s): xC
Info	Traffic Stream Signals	Arm TC42 - Traffic Stream 1 - Signals (TC777-1, E)	Traffic Stream 1 controlling phase E never runs in stage sequence 1.

### Run Summary

Analysis set used	Run start time	Run finish time	Modelling start time (HH:mm)	Network Cycle Time (s)	Performance Index (£ per hr)	Total network delay (PCU-hr/hr)	Highest DOS (%)	Item with highest DOS	Number of oversaturated items	Percentage of oversaturated items (%)	Item with worst signalised PRC	Item with worst unsignalised PRC	Item with worst over PR
1	02/07/2021 14:49:57	02/07/2021 14:50:09	07:30	120	4276.75	256.36	104.09	Df/1	10	7	TC42/1	Df/1	TC4

### Analysis Set Details

Name	Description	Demand set	Include in report	Locked
2019 Base + Committed AM		D1	✓	

### Demand Set Details

Name	Description	Composite	Demand sets	Start time (HH:mm)	Locked
2019 Base + Committed AM				07:30	

## Network Options

### Network timings

Network cycle time (s)	Restrict to SCOOT cycle times	Time segment length (min)	Number of time segments	Modelled time period (min)
120		60	1	60

### Signals options

Start displacement (s)	End displacement (s)
2	3

### Advanced

Phase minimum broken penalty (£)	Phase maximum broken penalty (£)	Intergreen broken penalty (£)	Starting Red-with-Amber (s)
10000.00	10000.00	10000.00	2

### Traffic options

Traffic model	Vehicle flow scaling factor (%)	Pedestrian flow scaling factor (%)	Cruise times or speeds
Platoon Dispersion (PDM)	100	100	Cruise Speeds

### Advanced

Resolution	DOS Threshold (%)	Cruise scaling factor (%)	Use link stop weightings	Use link delay weightings	Exclude pedestrians from results calculation	Random delay mode	Type of Vehicle-in-Service	Type of random parameter	PCU Length (m)	Calculate results for Path Segments	Generate PDM Profile Data
1	90	100	✓	✓		Complex	Uniform (TRANSYT)	Uniform (TRANSYT)	5.75		✓

### Normal Traffic parameters

Dispersion type	Dispersion coefficient	Travel time coefficient
Default	35	80

### Normal Traffic Types

Name	PCU Factor
Normal	1.00

### Bus parameters

Name	PCU Factor	Dispersion type	Acceleration (ms <sup>-2</sup> )	Stationary time coefficient	Cruise time coefficient
Bus	1.00	Default	0.94	30	85

### Tram parameters

Name	PCU Factor	Dispersion type	Acceleration (ms <sup>-2</sup> )	Stationary time coefficient	Cruise time coefficient
Tram	1.00	Default	0.94	100	100

### Pedestrian parameters

Dispersion type
Default

### Optimisation options

Enable optimisation	Auto redistribute	Optimisation level	Enable OUT Profile accuracy
			✓

### Advanced

Optimisation type	Hill climb increments	OUTProfile accuracy	Use enhanced optimisation	Auto optimisation order	Optimisation order	Master controller	Offsets relative to master controller	Master controller offset after each run
				✓				Do nothing

### Economics

Vehicle Monetary Value Of Delay (£ per PCU-hr)	Vehicle Monetary Value Of Stops (£ per 100 stops)	Pedestrian monetary value of delay (£ per Ped-hr)
14.20	2.60	14.20

## Traffic Nodes

### Traffic Nodes

Traffic node	Name	Description
(ALL)	(untitled)	

## Arms and Traffic Streams

### Arms

Arm	Name	Description	Traffic node
A	Dewsbury Rd SB		6
Ac	(untitled)		6
Acf	(untitled)		6
Af	Dewsbury Rd SB		6
B	M62 WB off slip		1
Bc	(untitled)		1
Bcf	(untitled)		1
Bf	M62 WB off slip		1
C	Bradford Rd WB		2
Cf	Bradford Rd WB		2
D	Dewsbury Rd NB		3
Dc	(untitled)		3
Dcf	(untitled)		3
Df	Dewsbury Rd NB		3-2
Dxp	Dewsbury Rd exit SB (ped)		3-2
Ec	(untitled)		4
Ecf	(untitled)		4
Ef	Bradford Rd EB		4
Exp	Bradford Rd exit WB (ped)		4-2
F	M62 EB off slip		5
Fc	(untitled)		5
Ff	M62 EB off slip		5
G	(untitled)		2
Gf	(untitled)		4
xA	Dewsbury Rd exit NB		10
xB	M62 EB on slip		
xC	(untitled)		
xD	Dewsbury Rd exit SB		
xE	Bradford Rd exit WB		
xF	M62 WB on slip		
Cc1	(untitled)		2
E1	Bradford Rd EB (left)		4
Gf1	(untitled)		4
Cc2	(untitled)		2
E2	Bradford Rd EB (ahead)		4
TC5	(untitled)		TC771-6
TC9	(untitled)		TC771-6
TC35	(untitled)		TC771-6
TC36	(untitled)		TC771-6
TC37	(untitled)		TC771-6
TC38	(untitled)		TC771-6
TC39	(untitled)		TC771-6
TC40	(untitled)		TC771-6
TC41	(untitled)		TC771-6
TC42	(untitled)		TC771-6
TC43	(untitled)		
47	(untitled)		2
48	(untitled)		2
49	(untitled)		TC771-6
50	(untitled)		1
51	(untitled)		4-2

### Traffic Streams

Arm	Traffic Stream	Name	Description	Auto length	Length (m)	Has Saturation Flow	Saturation flow source	Saturation flow (PCU/hr)	Auto-calculate cell saturation flow	Cell saturation flow (PCU/hr)	Is signal controlled	Is give way	Traffic type	Allow Nearside Turn On Red
A	1	(untitled)	M62E	✓	74.52	✓	Directly entered	2050		2050	✓		Normal	
	2	(untitled)	Wake	✓	76.88	✓	Directly entered	2050		2050	✓		Normal	
	3	(untitled)	Dews	✓	78.61	✓	Directly entered	2050		2050	✓		Normal	
	4	(untitled)	Brad/M62W	✓	80.35	✓	Directly entered	2050		2050	✓		Normal	
Ac	1	(untitled)	M62E	✓	95.80	✓	Directly entered	2263		2263	✓		Normal	
	2	(untitled)	Wake	✓	92.34	✓	Directly entered	2263		2263	✓		Normal	
	3	(untitled)	Dews/Brad	✓	87.95	✓	Directly entered	2263		2263	✓		Normal	
Acf	1	(untitled)		✓	69.59	✓	Directly entered	2263		2263			Normal	
	2	(untitled)		✓	70.42	✓	Directly entered	2263		2263			Normal	
Af	1	(untitled)	M62E/Wake	✓	53.54	✓	Directly entered	2050		2050			Normal	
	2	(untitled)	Dews	✓	53.19	✓	Directly entered	2050		2050			Normal	
	3	(untitled)	Brad/M62W	✓	53.01	✓	Directly entered	2050		2050			Normal	
B	1	(untitled)	Wake/Dews	✓	94.67	✓	Directly entered	2050		2050	✓		Normal	
	2	(untitled)	Brad	✓	97.18	✓	Directly entered	2150		2150	✓		Normal	
	3	(untitled)	Leeds	✓	99.69	✓	Directly entered	2100		2100	✓		Normal	
	4	(untitled)		✓	102.42	✓	Directly entered	2050		2050	✓		Normal	
Bc	1	(untitled)	Wake	✓	132.85	✓	Directly entered	2050		2050	✓		Normal	
	2	(untitled)	Dews	✓	131.47	✓	Directly entered	2050		2263	✓		Normal	
	3	(untitled)	Brad/M62W	✓	130.10	✓	Directly entered	2050		2050	✓		Normal	
Bcf	1	(untitled)		✓	62.67	✓	Directly entered	2263		2263			Normal	
	2	(untitled)		✓	63.14	✓	Directly entered	2263		2050			Normal	
	3	(untitled)		✓	62.35	✓	Directly entered	2263		2050			Normal	
	4	(untitled)		✓	62.25	✓	Directly entered	2263		2050			Normal	
Bf	1	(untitled)		✓	227.81	✓	Sum of lanes	1800		1600			Normal	
	2	(untitled)		✓	228.44	✓	Sum of lanes	1800		1700			Normal	
C	1	(untitled)	Dews/Brad	✓	121.13	✓	Directly entered	2100		2050	✓		Normal	
	2	(untitled)	M62W/Brad/Leeds	✓	122.36	✓	Directly entered	2200		2100	✓		Normal	
	3	(untitled)	Leeds/M62E	✓	124.35	✓	Directly entered	2050		1900	✓		Normal	
Cf	1	(untitled)		✓	144.60	✓	Sum of lanes	1965		1965			Normal	
	2	(untitled)		✓	145.86	✓	Sum of lanes	1965		1965			Normal	
D	1	(untitled)	Brad/M62		55.00	✓	Directly entered	2050		2050	✓		Normal	
	2	(untitled)	Leeds		55.00	✓	Directly entered	1850		2075	✓		Normal	

	3	(untitled)	Leeds/M62/Wake	✓	52.87	✓	Directly entered	2250		2250	✓		Normal
Dc	1	(untitled)	Brad	✓	50.67	✓	Directly entered	2100		2100	✓		Normal
	2	(untitled)	Brad/M62W	✓	48.72	✓	Directly entered	2100		2100	✓		Normal
	3	(untitled)	Leeds	✓	46.78	✓	Directly entered	2100		2100	✓		Normal
	4	(untitled)	Leeds/M62E	✓	44.83	✓	Directly entered	2100		2100	✓		Normal
Dcf	1	(untitled)		✓	65.95	✓	Directly entered	2050		2050			Normal
	2	(untitled)		✓	65.92	✓	Directly entered	2100		2100			Normal
	3	(untitled)		✓	68.61	✓	Directly entered	2100		2100			Normal
	4	(untitled)		✓	66.73	✓	Directly entered	2100		2100			Normal
	5	(untitled)		✓	66.90	✓	Directly entered	2100		2100			Normal
Df	1	(untitled)			200.00	✓	Sum of lanes	1900					Normal
	2	(untitled)			200.00	✓	Directly entered	2250					Normal
Dxp	1	(untitled)		✓	46.62	✓	Directly entered	2050			✓		Normal
	2	(untitled)		✓	48.64	✓	Directly entered	2050			✓		Normal
Ec	1	(untitled)	M62W	✓	50.09	✓	Directly entered	2150		2150	✓		Normal
	2	(untitled)	Leeds	✓	48.43	✓	Directly entered	2263		2263	✓		Normal
	3	(untitled)	Leeds	✓	46.77	✓	Directly entered	2263		2263	✓		Normal
	4	(untitled)	M62E	✓	45.93	✓	Directly entered	2250		2250	✓		Normal
Ecf	1	(untitled)		✓	45.94	✓	Directly entered	2100		2100			Normal
	2	(untitled)		✓	46.37	✓	Directly entered	2100		2100			Normal
	3	(untitled)		✓	46.93	✓	Directly entered	2263		2263			Normal
	4	(untitled)		✓	50.37	✓	Directly entered	2300		2300			Normal
Ef	1	(untitled)		✓	127.54	✓	Directly entered	1900					Normal
	2	(untitled)		✓	127.54	✓	Sum of lanes	1900					Normal
Exp	1	(untitled)		✓	51.83	✓	Directly entered	2050		2100	✓		Normal
	2	(untitled)		✓	53.71	✓	Directly entered	2050		2100	✓		Normal
F	1	(untitled)	Leeds	✓	85.13	✓	Directly entered	2100		2100	✓		Normal
	2	(untitled)	Wake	✓	85.72	✓	Directly entered	2100		2100	✓		Normal
	3	(untitled)	Dews/Brad	✓	87.25	✓	Directly entered	2100		2100	✓		Normal
Fc	1	(untitled)	Leeds	✓	183.21	✓	Directly entered	2263		2263	✓		Normal
	2	(untitled)	Leeds	✓	181.45	✓	Directly entered	2263		2263	✓		Normal
	3	(untitled)	M62E/Dews	✓	180.28	✓	Directly entered	2263		2263	✓		Normal
Ff	1	(untitled)		✓	275.73	✓	Sum of lanes	1900		1900			Normal
	2	(untitled)		✓	275.39	✓	Sum of lanes	1900		1900			Normal

G	1	(untitled)		✓	156.15	✓	Directly entered	2050		2050	✓		Normal
	2	(untitled)		✓	152.60	✓	Directly entered	2050		2050	✓		Normal
Gf	1	(untitled)		✓	38.89	✓	Directly entered	2050		2050			Normal
	2	(untitled)		✓	38.45	✓	Directly entered	2050		2050			Normal
xA	1	(untitled)		✓	229.66	✓	Directly entered	2263		2263			Normal
	2	(untitled)		✓	229.97	✓	Directly entered	2263		2263			Normal
xB	1	(untitled)		✓	77.15								Normal
xC	1	(untitled)		✓	115.60	✓	Sum of lanes	1900		1900			Normal
	2	(untitled)		✓	115.98	✓	Sum of lanes	1900		1900			Normal
xD	1	(untitled)		✓	121.71								Normal
	2	(untitled)		✓	122.74								Normal
xE	1	(untitled)		✓	173.89								Normal
	2	(untitled)		✓	173.83								Normal
xF	1	(untitled)		✓	162.53								Normal
Cc1	1	(untitled)	Wake	✓	95.84	✓	Directly entered	2050		2050	✓		Normal
E1	1	(untitled)	M62W/Leeds		80.00	✓	Directly entered	2050		1900	✓		Normal
	2	(untitled)	Leeds/M62E		80.00	✓	Directly entered	2200		2100	✓		Normal
Gf1	1	(untitled)		✓	49.26							✓	Normal
Cc2	2	(untitled)	Dews	✓	91.58	✓	Directly entered	2150		2100	✓		Normal
	3	(untitled)	Brad/M62W	✓	89.25	✓	Directly entered	2050		2050	✓		Normal
	4	(untitled)	Dews/Brad	✓	88.96	✓	Directly entered	2150		2100	✓		Normal
	5	(untitled)	Leeds	✓	88.65	✓	Directly entered	2050		2050	✓		Normal
E2	3	(untitled)	Wake	✓	53.28	✓	Directly entered	2150		2050	✓		Normal
	4	(untitled)	Wake	✓	54.33	✓	Directly entered	2050		2050	✓		Normal
TC5	2	(untitled)		✓	23.03	✓	Sum of lanes	2263		2263	✓		Normal
	3	(untitled)		✓	23.02	✓	Directly entered	2263		2263	✓		Normal
	4	(untitled)		✓	24.43	✓	Sum of lanes	1800		2263	✓		Normal
TC9	1	(untitled)		✓	91.71	✓	Directly entered	1925		1925	✓		Normal
	2	(untitled)		✓	92.11	✓	Sum of lanes	1966		1966	✓		Normal
	3	(untitled)		✓	92.69	✓	Sum of lanes	1947		1947	✓		Normal
TC35	1	(untitled)		✓	24.16	✓	Directly entered	1900		2263	✓		Normal
TC36	1	(untitled)		✓	25.22	✓	Sum of lanes	1800					Normal
TC37	1	(untitled)		✓	44.32	✓	Directly entered	1850		1850	✓		Normal
TC38	1	(untitled)		✓	21.32	✓	Directly entered	1850		1850		✓	Normal
TC39	2	(untitled)		✓	35.24	✓	Directly entered	2263		2263			Normal
	3	(untitled)		✓	33.28	✓	Directly entered	2263		2263			Normal
TC40	2	(untitled)		✓	58.74								Normal
	3	(untitled)		✓	55.82								Normal

TC41	1	(untitled)		✓	54.63	✓	Directly entered	1850		1850	✓		Normal
TC42	1	(untitled)		✓	23.35	✓	Sum of lanes	1771			✓		Normal
TC43	1	(untitled)		✓	51.77	✓	Sum of lanes	1800					Normal
47	1	(untitled)		✓	133.63	✓	Directly entered	1300		1300			Normal
48	1	(untitled)		✓	55.12	✓	Sum of lanes	1965					Normal
49	1	(untitled)		✓	26.24	✓	Directly entered	1900					Normal
	2	(untitled)		✓	26.24	✓	Directly entered	1900					Normal
50	1	(untitled)		✓	48.15	✓	Sum of lanes	1900					Normal
51	1	(untitled)		✓	37.47	✓	Sum of lanes	1900					Normal

**Lanes**

Arm	Traffic Stream	Lane	Name	Description	Use RR67	Surface condition	Site quality factor	Gradient (%)	Width (m)	Use connector turning radius	Proportion that turn (%)	Turning radius (m)	Nearside lane	Saturation flow (PCU/hr)
A	1	1	(untitled)											
	2	2	(untitled)											
	3	3	(untitled)											
	4	4	(untitled)											
Ac	1	1	(untitled)											
	2	2	(untitled)											
	3	3	(untitled)											
Acf	1	1	(untitled)											
	2	2	(untitled)											
Af	1	1	(untitled)											
	2	2	(untitled)											
	3	3	(untitled)											
B	1	1	(untitled)											
	2	2	(untitled)											
	3	3	(untitled)											
	4	4	(untitled)											
Bc	1	1	(untitled)											
	2	1	(untitled)											
	3	1	(untitled)											
Bcf	1	1	(untitled)											
	2	1	(untitled)											
	3	1	(untitled)											
	4	1	(untitled)											
Bf	1	1	(untitled)											1800
	2	1	(untitled)											1800
C	1	1	(untitled)											
	2	2	(untitled)											
	3	3	(untitled)											
Cf	1	2	(untitled)											1965
	2	1	(untitled)											1965
D	1	1	(untitled)											
	2	2	(untitled)											
	3	3	(untitled)											
Dc	1	1	(untitled)											
	2	2	(untitled)											
	3	3	(untitled)											
	4	4	(untitled)											



TC9	2	1	(untitled)		✓	N/A	Average	0	3.70	✓	0	99999.00		1966
	3	1	(untitled)		✓	N/A	Average	0	3.50	✓	0	99999.00		1947
TC35	1	1	(untitled)											
TC36	1	1	(untitled)											1800
TC37	1	1	(untitled)											
TC38	1	1	(untitled)											
TC39	2	1	(untitled)											
	3	1	(untitled)											
TC40	2	1	(untitled)											
	3	1	(untitled)											
TC41	1	1	(untitled)											
TC42	1	1	(untitled)		✓	N/A	Average	0	3.00	✓	0	9.44	✓	1771
TC43	1	1	(untitled)											1800
47	1	1	(untitled)											
48	1	1	(untitled)											1965
49	1	2	(untitled)											
	2	1	(untitled)											
50	1	1	(untitled)											1900
51	1	1	(untitled)											1900

### Modelling

Arm	Traffic Stream	Traffic model	Stop weighting multiplier (%)	Delay weighting multiplier (%)	Assignment Cost Weighting (%)	Exclude from results calculation	Max queue storage (PCU)	Has queue limit	Queue limit (PCU)	Excess queue penalty (£)	Has degree of saturation limit	Degree of saturation limit (%)	Excess degree of saturation penalty (£)	Low degree of saturation penalty (£)
A	1	CTM	100	100	100		0.00							
	2	CTM	100	100	100		0.00							
	3	CTM	100	100	100		0.00							
	4	CTM	100	100	100		0.00							
Ac	1	CTM	100	100	100		0.00							
	2	CTM	100	100	100		0.00							
	3	CTM	100	100	100		0.00							
Acf	1	CTM	100	100	100		0.00							
	2	CTM	100	100	100		0.00							
Af	1	CTM	100	100	100		0.00							
	2	CTM	100	100	100		0.00							
	3	CTM	100	100	100		0.00							
B	1	CTM	100	100	100		0.00							
	2	CTM	100	100	100		0.00							
	3	CTM	100	100	100		0.00							
	4	CTM	100	100	100		0.00							
Bc	1	CTM	100	100	100		0.00							
	2	CTM	100	100	100		0.00							
	3	CTM	100	100	100		0.00							
Bcf	1	CTM	100	100	100		0.00							
	2	CTM	100	100	100		0.00							
	3	CTM	100	100	100		0.00							
	4	CTM	100	100	100		0.00							
Bf	1	CTM	100	100	100		0.00							
	2	CTM	100	100	100		0.00							
C	1	CTM	100	100	100		0.00							
	2	CTM	100	100	100		0.00							
	3	CTM	100	100	100		0.00							
Cf	1	CTM	100	100	100		0.00							
	2	CTM	100	100	100		0.00							
D	1	CTM	100	100	100		0.00							
	2	CTM	100	100	100		0.00							
	3	CTM	100	100	100		0.00							

Dc	1	CTM	100	100	100	0.00								
	2	CTM	100	100	100	0.00								
	3	CTM	100	100	100	0.00								
	4	CTM	100	100	100	0.00								
Dcf	1	CTM	100	100	100	0.00								
	2	CTM	100	100	100	0.00								
	3	CTM	100	100	100	0.00								
	4	CTM	100	100	100	0.00								
	5	CTM	100	100	100	0.00								
Df	1	NetworkDefault	100	100	100	0.00								
	2	NetworkDefault	100	100	100	0.00								
Dxp	1	NetworkDefault	100	100	100	0.00								
	2	NetworkDefault	100	100	100	0.00								
Ec	1	CTM	100	100	100	0.00								
	2	CTM	100	100	100	0.00								
	3	CTM	100	100	100	0.00								
	4	CTM	100	100	100	0.00								
Ecf	1	CTM	100	100	100	0.00								
	2	CTM	100	100	100	0.00								
	3	CTM	100	100	100	0.00								
	4	CTM	100	100	100	0.00								
Ef	1	NetworkDefault	100	100	100	0.00								
	2	NetworkDefault	100	100	100	0.00								
Exp	1	CTM	100	100	100	0.00								
	2	CTM	100	100	100	0.00								
F	1	CTM	100	100	100	0.00								
	2	CTM	100	100	100	0.00								
	3	CTM	100	100	100	0.00								
Fc	1	CTM	100	100	100	0.00								
	2	CTM	100	100	100	0.00								
	3	CTM	100	100	100	0.00								
Ff	1	CTM	100	100	100	0.00								
	2	CTM	100	100	100	0.00	✓	0.00	0.00	✓	2	0.00	0.00	
G	1	CTM	100	100	100	0.00								
	2	CTM	100	100	100	0.00								
Gf	1	CTM	100	100	100	0.00								
	2	CTM	100	100	100	0.00								
xA	1	CTM	100	100	100	0.00								
	2	CTM	100	100	100	0.00								
xB	1	NetworkDefault	100	100	100	0.00								
xC	1	CTM	100	100	100	0.00								
	2	CTM	100	100	100	0.00								
xD	1	NetworkDefault	100	100	100	0.00								
	2	NetworkDefault	100	100	100	0.00								
xE	1	NetworkDefault	100	100	100	0.00								
	2	NetworkDefault	100	100	100	0.00								
xF	1	NetworkDefault	100	100	100	0.00								
Cc1	1	CTM	100	100	100	0.00								
E1	1	CTM	100	100	100	0.00								
	2	CTM	100	100	100	0.00								
Gf1	1	NetworkDefault	100	100	100	0.00								
Cc2	2	CTM	100	100	100	0.00								
	3	CTM	100	100	100	0.00								
	4	CTM	100	100	100	0.00								
	5	CTM	100	100	100	0.00								
E2	3	CTM	100	100	100	0.00								
	4	CTM	100	100	100	0.00								
	2	CTM	100	100	100	0.00								

TC5	3	CTM	100	100	100	0.00							
	4	CTM	100	100	100	0.00							
TC9	1	CTM	100	100	100	0.00							
	2	CTM	100	100	100	0.00							
	3	CTM	100	100	100	0.00							
TC35	1	CTM	100	100	100	0.00							
TC36	1	NetworkDefault	100	100	100	0.00							
TC37	1	CTM	100	100	100	0.00							
TC38	1	CTM	100	100	100	0.00							
TC39	2	CTM	100	100	100	0.00							
	3	CTM	100	100	100	0.00							
TC40	2	PDM	100	100	100	0.00							
	3	PDM	100	100	100	0.00							
TC41	1	CTM	100	100	100	0.00							
TC42	1	NetworkDefault	100	100	100	0.00							
TC43	1	NetworkDefault	100	100	100	0.00							
47	1	CTM	100	100	100	0.00							
48	1	NetworkDefault	100	100	100	0.00							
49	1	NetworkDefault	100	100	100	0.00							
	2	NetworkDefault	100	100	100	0.00							
50	1	NetworkDefault	100	100	100	0.00							
51	1	NetworkDefault	100	100	100	0.00							

### Modelling - Advanced

Arm	Traffic Stream	Initial queue (PCU)	Type of Vehicle-in-Service	Vehicle-in-Service	Type of random parameter	Random parameter	Auto cycle time	Cycle time
(ALL)	(ALL)	0.00	NetworkDefault	Not-Included	NetworkDefault	0.50	✓	120

### Normal traffic - Modelling

Arm	Traffic Stream	Stop weighting (%)	Delay weighting (%)
(ALL)	(ALL)	100	100

### Normal traffic - Advanced

Arm	Traffic Stream	Dispersion type for Normal Traffic
(ALL)	(ALL)	NetworkDefault

### Flows

Arm	Traffic Stream	Total Flow (PCU/hr)	Normal Flow (PCU/hr)
A	1	344	344
	2	202	202
	3	316	316
	4	276	276
Ac	1	998	998
	2	176	176
	3	293	293
Acf	1	1174	1174
	2	293	293
Af	1	546	546
	2	316	316
	3	276	276
B	1	279	279
	2	392	392
	3	508	508
	4	503	503
Bc	1	414	414
	2	495	495
	3	355	355
	1	1342	1342

<b>Bcf</b>	2	414	414
	3	495	495
	4	355	355
<b>Bf</b>	1	671	671
	2	1011	1011
<b>C</b>	1	512	512
	2	581	581
	3	366	366
<b>Cf</b>	1	512	512
	2	947	947
<b>D</b>	1	379	379
	2	674	674
	3	740	740
<b>Dc</b>	1	917	917
	2	761	761
	3	644	644
	4	869	869
<b>Dcf</b>	1	587	587
	2	1147	1147
	3	761	761
	4	644	644
	5	869	869
<b>Df</b>	1	1053	1053
	2	740	740
<b>Dxp</b>	1	587	587
	2	231	231
<b>Ec</b>	1	613	613
	2	1251	1251
	3	1132	1132
	4	514	514
<b>Ecf</b>	1	1079	1079
	2	978	978
	3	1251	1251
	4	1676	1676
<b>Ef</b>	1	833	833
	2	471	471
<b>Exp</b>	1	1079	1079
	2	365	365
<b>F</b>	1	307	307
	2	175	175
	3	222	222
<b>Fc</b>	1	1462	1462
	2	1176	1176
	3	1041	1041
<b>Ff</b>	1	482	482
	2	222	222
<b>G</b>	1	339	339
	2	162	162
<b>Gf</b>	1	336	336
	2	135	135
<b>xA</b>	1	1536	1536
	2	1380	1380
<b>xB</b>	1	1342	1342
<b>xC</b>	1	559	559
	2	337	337
<b>xD</b>	1	587	587
	2	231	231

xE	1	1079	1079
	2	365	365
xF	1	664	664
Cc1	1	395	395
E1	1	306	306
	2	527	527
Gf1	1	30	30
Cc2	2	519	519
	3	740	740
	4	788	788
	5	503	503
E2	3	336	336
	4	135	135
TC5	2	1158	1158
	3	1380	1380
	4	0	0
TC9	1	521	521
	2	304	304
	3	267	267
TC35	1	378	378
TC36	1	64	64
TC37	1	18	18
TC38	1	18	18
TC39	2	1158	1158
	3	1380	1380
TC40	2	1176	1176
	3	1380	1380
TC41	1	46	46
TC42	1	0	0
TC43	1	0	0
47	1	896	896
48	1	1459	1459
49	1	521	521
	2	571	571
50	1	1682	1682
51	1	704	704

### Signals

Arm	Traffic Stream	Controller stream	Phase	Second phase enabled
A	1	771-2	E	
	2	771-2	E	
	3	771-2	E	
	4	771-2	E	
Ac	1	771-2	D	
	2	771-2	D	
	3	771-2	D	
B	1	769-1	B	
	2	769-1	B	
	3	769-1	B	
	4	769-1	B	
Bc	1	769-1	A	
	2	769-1	A	
	3	769-1	A	
C	1	769-2	G	
	2	769-2	G	
	3	769-2	G	
D	1	770-1	B	
	2	770-1	B	

	3	770-1	B	
Dc	1	770-1	A	
	2	770-1	A	
	3	770-1	A	
	4	770-1	A	
Dxp	1	770-2	D	
	2	770-2	D	
Ec	1	770-3	F	
	2	770-3	F	
	3	770-3	F	
	4	770-3	F	
Exp	1	770-4	L	
	2	770-4	L	
F	1	771-1	B	
	2	771-1	B	
	3	771-1	B	
Fc	1	771-1	A	
	2	771-1	A	
	3	771-1	A	
G	1	769-2	F	
	2	769-2	F	
Cc1	1	769-2	E	
E1	1	770-3	G	
	2	770-3	G	
Cc2	2	769-2	D	
	3	769-2	D	
	4	769-2	D	
	5	769-2	D	
E2	3	770-3	H	
	4	770-3	H	
TC5	2	TC777-1	A	
	3	TC777-1	A	
	4	TC777-1	C	
TC9	1	TC777-1	B	
	2	TC777-1	B	
	3	TC777-1	B	
TC35	1	TC777-1	A	
TC37	1	TC777-2	J	
TC41	1	TC777-1	D	
TC42	1	TC777-1	E	

### Entry Sources

Arm	Traffic Stream	Cruise time for Normal Traffic (s)	Cruise speed for Normal Traffic (kph)
Df	1	24.00	30.00
	2	24.00	30.00
Ef	1	15.31	30.00
	2	15.31	30.00
TC36	1	3.03	30.00
TC42	1	2.80	30.00
48	1	6.61	30.00
49	1	3.15	30.00
	2	3.15	30.00
50	1	5.78	30.00
51	1	4.50	30.00

### Sources

Arm	Traffic Stream	Source	Source traffic stream	Destination traffic stream	Cruise time for Normal Traffic (s)	Cruise speed for Normal Traffic (kph)	Auto turning radius	Traffic turn style	Turning radius (m)
-----	----------------	--------	-----------------------	----------------------------	------------------------------------	---------------------------------------	---------------------	--------------------	--------------------

A	1	1	Af/1	A/1	5.59	48.00	✓	Straight	Straight Movement
	2	1	Af/1	A/2	5.77	48.00	✓	Straight	Straight Movement
	3	1	Af/2	A/3	5.90	48.00	✓	Straight	Straight Movement
	4	1	Af/3	A/4	6.03	48.00	✓	Straight	Straight Movement
Ac	1	1	Acf/1	Ac/1	7.19	48.00	✓	Offside	48.59
	2	1	Acf/1	Ac/2	9.50	35.00	✓	Offside	46.08
	3	1	Acf/2	Ac/3	6.60	48.00	✓	Offside	42.76
Acf	1	1	F/2	Acf/1	5.22	48.00	✓	Straight	Straight Movement
	2	1	F/3	Acf/2	7.24	35.00	✓	Straight	Straight Movement
Af	1	1	TC42/1	Af/1	6.42	30.00	✓	Nearside	10.60
	2	1	TC42/1	Af/2	6.38	30.00	✓	Nearside	10.60
	3	1	TC42/1	Af/3	6.36	30.00	✓	Nearside	10.60
B	1	1	Bf/1	B/1	7.10	48.00	✓	Straight	Straight Movement
	2	1	Bf/1	B/2	7.29	48.00	✓	Straight	Straight Movement
	3	1	Bf/2	B/3	7.48	48.00	✓	Straight	Straight Movement
	4	1	Bf/2	B/4	12.29	30.00	✓	Straight	Straight Movement
Bc	1	1	Bcf/2	Bc/1	11.96	40.00	✓	Offside	51.76
	2	1	Bcf/3	Bc/2	11.83	40.00	✓	Offside	48.45
	3	1	Bcf/4	Bc/3	11.71	40.00	✓	Offside	45.13
Bcf	1	1	A/1	Bcf/1	4.70	48.00	✓	Nearside	68.65
	2	1	A/2	Bcf/2	6.69	34.00	✓	Nearside	71.96
	3	1	A/3	Bcf/3	6.60	34.00	✓	Nearside	75.27
	4	1	A/4	Bcf/4	6.59	34.00	✓	Nearside	78.59
Bf	1	1	50/1	Bf/1	27.34	30.00	✓	Straight	Straight Movement
	2	1	50/1	Bf/2	27.41	30.00	✓	Straight	Straight Movement
C	1	1	Cf/1	C/1	14.54	30.00	✓	Offside	59.30
	2	1	Cf/2	C/2	14.68	30.00	✓	Offside	55.98
	3	1	Cf/2	C/3	14.92	30.00	✓	Offside	53.27
Cf	1	1	48/1	Cf/1	17.35	30.00	✓	Straight	Straight Movement
	2	1	48/1	Cf/2	17.50	30.00	✓	Straight	Straight Movement
D	1	1	Df/1	D/1	4.13	48.00	✓	Straight	Straight Movement
	2	1	Df/1	D/2	4.13	48.00	✓	Straight	Straight Movement
	3	1	Df/2	D/3	3.97	48.00	✓	Straight	Straight Movement
Dc	1	1	Dcf/2	Dc/1	3.80	48.00	✓	Offside	56.07
	2	1	Dcf/3	Dc/2	3.65	48.00	✓	Offside	52.76
	3	1	Dcf/4	Dc/3	3.51	48.00	✓	Offside	49.44
	4	1	Dcf/5	Dc/4	3.36	48.00	✓	Offside	46.13
Dcf	1	1	Cc2/2	Dcf/1	4.95	48.00	✓	Straight	Straight Movement
	2	1	Cc2/4	Dcf/2	4.94	48.00	✓	Straight	Straight Movement
	3	1	Cc2/3	Dcf/3	5.15	48.00	✓	Straight	Straight Movement
	4	1	C/2	Dcf/4	5.00	48.00	✓	Nearside	58.86
	5	1	Cc2/5	Dcf/5	5.02	48.00	✓	Straight	Straight Movement

Dxp	1	1	Dcf/1	Dxp/1	3.50	48.00	✓	Nearside	80.62
	2	1	Dcf/2	Dxp/2	3.65	48.00	✓	Nearside	83.93
Ec	1	1	Ecf/2	Ec/1	3.76	48.00	✓	Offside	76.42
	2	1	Ecf/3	Ec/2	3.63	48.00	✓	Offside	73.10
	3	1	Ecf/4	Ec/3	3.51	48.00	✓	Offside	69.79
	4	1	Ecf/4	Ec/4	3.44	48.00	✓	Offside	67.06
Ecf	1	1	Dc/1	Ecf/1	3.45	48.00	✓	Offside	76.11
	2	1	Dc/2	Ecf/2	3.48	48.00	✓	Offside	72.80
	3	1	Dc/3	Ecf/3	3.52	48.00	✓	Offside	69.49
	4	1	Dc/4	Ecf/4	3.78	48.00	✓	Offside	66.17
Exp	1	1	Ecf/1	Exp/1	3.89	48.00	✓	Nearside	52.96
	2	1	Ecf/2	Exp/2	4.03	48.00	✓	Nearside	56.27
F	1	1	Ff/1	F/1	6.38	48.00	✓	Straight	Straight Movement
	2	1	Ff/1	F/2	6.43	48.00	✓	Straight	Straight Movement
	3	1	Ff/2	F/3	6.54	48.00	✓	Straight	Straight Movement
Fc	1	1	Ec/2	Fc/1	18.84	35.00	✓	Straight	Straight Movement
	2	1	Ec/3	Fc/2	18.66	35.00	✓	Straight	Straight Movement
	3	1	Ec/4	Fc/3	18.54	35.00	✓	Straight	Straight Movement
Ff	1	1	5f/1	Ff/1	33.09	30.00	✓	Straight	Straight Movement
	2	1	5f/1	Ff/2	33.05	30.00	✓	Straight	Straight Movement
G	1	1	Gf/1	G/1	16.06	35.00	✓	Offside	96.83
	2	1	Gf/2	G/2	11.45	48.00	✓	Offside	93.51
Gf	1	1	E2/3	Gf/1	2.92	48.00	✓	Straight	Straight Movement
	2	1	E2/4	Gf/2	2.88	48.00	✓	Straight	Straight Movement
xA	1	1	F/1	xA/1	17.22	48.00	✓	Straight	Straight Movement
	2	1	F/1	xA/2	17.25	48.00	✓	Straight	Straight Movement
xB	1	1	Bcf/1	xB/1	5.79	48.00	✓	Nearside	59.55
xC	1	1	G/1	xC/1	8.67	48.00	✓	Straight	Straight Movement
	2	1	G/2	xC/2	8.70	48.00	✓	Straight	Straight Movement
xD	1	1	Dxp/1	xD/1	9.13	48.00	✓	Nearside	30.26
	2	1	Dxp/2	xD/2	9.21	48.00	✓	Nearside	33.58
xE	1	1	Exp/1	xE/1	13.04	48.00	✓	Straight	Straight Movement
	2	1	Exp/2	xE/2	13.04	48.00	✓	Straight	Straight Movement
xF	1	1	Ec/1	xF/1	12.19	48.00	✓	Straight	Straight Movement
Cc1	1	1	B/1	Cc1/1	8.63	40.00	✓	Straight	Straight Movement
E1	1	1	Ef/1	E1/1	6.00	48.00	✓	Nearside	26.33
	2	1	Ef/1	E1/2	6.00	48.00	✓	Nearside	28.96
Gf1	1	1	Ecf/4	Gf1/1	3.69	48.00	✓	Offside	25.08
Cc2	2	1	B/1	Cc2/2	8.24	40.00	✓	Straight	Straight Movement
	3	1	Bc/3	Cc2/3	5.95	54.00	✓	Straight	Straight Movement
	4	1	Bc/3	Cc2/4	5.93	54.00	✓	Straight	Straight Movement
	5	1	Bc/3	Cc2/5	5.91	54.00	✓	Offside	97.08

E2	3	1	Ef/2	E2/3	4.00	48.00	✓	Nearside	43.25
	4	1	Ef/2	E2/4	4.07	48.00	✓	Nearside	43.25
TC5	2	1	xA/1	TC5/2	2.76	30.00	✓	Straight	Straight Movement
	3	1	xA/2	TC5/3	2.76	30.00	✓	Straight	Straight Movement
	4	1	xA/2	TC5/4	2.93	30.00	✓	Straight	Straight Movement
TC9	1	1	49/1	TC9/1	11.00	30.00	✓	Straight	Straight Movement
	2	1	49/2	TC9/2	11.05	30.00	✓	Straight	Straight Movement
	3	1	49/2	TC9/3	11.12	30.00	✓	Straight	Straight Movement
TC35	1	1	xA/1	TC35/1	2.90	30.00	✓	Straight	Straight Movement
TC37	1	1	TC36/1	TC37/1	3.19	50.00	✓	Nearside	46.04
TC38	1	1	TC37/1	TC38/1	1.53	50.00	✓	Straight	Straight Movement
TC39	2	1	TC5/2	TC39/2	2.54	50.00	✓	Straight	Straight Movement
	3	1	TC5/3	TC39/3	2.40	50.00	✓	Straight	Straight Movement
TC40	2	1	TC38/1	TC40/2	4.23	50.00	✓	Nearside	11.92
	3	1	TC39/3	TC40/3	4.02	50.00	✓	Offside	77.43
TC41	1	1	TC36/1	TC41/1	3.93	50.00	✓	Straight	Straight Movement
TC43	1	1	TC9/1	TC43/1	3.73	50.00	✓	Nearside	6.11
47	1	1	xC/1	47/1	16.04	30.00	✓	Straight	Straight Movement
Acf	1	2	Fc/3	Acf/1	5.22	48.00	✓	Straight	Straight Movement
	2	2	Fc/3	Acf/2	7.24	35.00	✓	Straight	Straight Movement
Af	1	2	TC9/1	Af/1	6.42	30.00	✓	Straight	Straight Movement
	2	2	TC9/2	Af/2	6.38	30.00	✓	Straight	Straight Movement
	3	2	TC9/3	Af/3	6.36	30.00	✓	Straight	Straight Movement
Bcf	1	2	Ac/1	Bcf/1	3.96	57.00	✓	Offside	93.05
	2	2	Ac/2	Bcf/2	3.99	57.00	✓	Offside	89.74
	3	2	Ac/3	Bcf/3	3.94	57.00	✓	Offside	86.42
	4	2	Ac/3	Bcf/4	3.93	57.00	✓	Offside	86.42
Dcf	1	2	C/1	Dcf/1	4.95	48.00	✓	Nearside	55.54
	2	2	C/1	Dcf/2	4.94	48.00	✓	Nearside	55.54
	3	2	C/2	Dcf/3	5.15	48.00	✓	Nearside	58.86
	4	2	Cc2/3	Dcf/4	8.01	30.00	✓	Straight	Straight Movement
	5	2	C/3	Dcf/5	5.02	48.00	✓	Nearside	62.17
Ecf	1	2	D/1	Ecf/1	3.45	48.00	✓	Nearside	43.36
	2	2	D/1	Ecf/2	3.48	48.00	✓	Nearside	43.36
	3	2	D/2	Ecf/3	3.52	48.00	✓	Nearside	46.68
	4	2	D/3	Ecf/4	3.78	48.00	✓	Nearside	49.99
Fc	1	2	E1/1	Fc/1	20.61	32.00	✓	Nearside	58.94
	2	2	E1/1	Fc/2	20.41	32.00	✓	Nearside	60.85
	3	2	E1/2	Fc/3	20.28	32.00	✓	Nearside	64.16
G	1	2	Gf1/1	G/1	16.06	35.00	✓	Offside	17.91
	2	2	Gf1/1	G/2	11.45	48.00	✓	Offside	15.13
xA	1	2	Fc/1	xA/1	17.22	48.00	✓	Straight	Straight Movement
	2	2	Fc/2	xA/2	17.25	48.00	✓	Straight	Straight Movement

xC	1	2	Cc1/1	xC/1	8.67	48.00	✓	Nearside	56.51
	2	2	Cc1/1	xC/2	8.70	48.00	✓	Nearside	57.28
xF	1	2	E1/1	xF/1	12.19	48.00	✓	Nearside	40.67
Cc1	1	2	Bc/1	Cc1/1	6.39	54.00	✓	Straight	Straight Movement
Cc2	2	2	Bc/2	Cc2/2	6.11	54.00	✓	Straight	Straight Movement
	3	2	B/3	Cc2/3	8.03	40.00	✓	Straight	Straight Movement
	4	2	B/2	Cc2/4	8.01	40.00	✓	Straight	Straight Movement
	5	2	B/4	Cc2/5	7.98	40.00	✓	Straight	Straight Movement
TC39	2	2	TC42/1	TC39/2	2.54	50.00	✓	Offside	9.44
	3	2	TC42/1	TC39/3	2.40	50.00	✓	Offside	9.44
TC40	2	2	TC39/2	TC40/2	4.23	50.00	✓	Offside	80.74
TC43	1	2	TC5/4	TC43/1	3.73	50.00	✓	Offside	21.45
47	1	2	xC/2	47/1	16.04	30.00	✓	Straight	Straight Movement
Acf	1	3	Fc/2	Acf/1	5.22	48.00	✓	Straight	Straight Movement
Af	1	3	TC41/1	Af/1	6.42	30.00	✓	Offside	6.19
	2	3	TC41/1	Af/2	6.38	30.00	✓	Offside	6.19
	3	3	TC41/1	Af/3	6.36	30.00	✓	Offside	6.19
Bcf	2	3	Ac/3	Bcf/2	3.99	57.00	✓	Offside	86.42
Dcf	3	3	Cc2/4	Dcf/3	8.23	30.00	✓	Straight	Straight Movement
Ecf	4	3	D/2	Ecf/4	6.04	30.00	✓	Nearside	46.68
xA	2	3	Fc/1	xA/2	17.25	48.00	✓	Straight	Straight Movement
Cc2	2	3	B/2	Cc2/2	8.24	40.00	✓	Straight	Straight Movement
	4	3	Bc/2	Cc2/4	5.93	54.00	✓	Straight	Straight Movement
	2	4	Bc/1	Cc2/2	6.11	54.00	✓	Straight	Straight Movement

### Give Way Data

Arm	Traffic Stream	Opposed traffic	Use Step-wise Opposed Turn Model	Visibility restricted
(ALL)	1	AllTraffic		

### Give Way Data - All Movements - Conflicts

Traffic Stream	Description	Controlling type	Controlling traffic stream	Percentage opposing (%)	Slope coefficient	Upstream signals visible	Conflict shift	Conflict duration
1		TrafficStream	Gf/1	100	0.22		4	0
		TrafficStream	Gf/2	100	0.22		4	4
		TrafficStream	TC39/2	100	0.22		0	0
		TrafficStream	TC39/3	100	0.22		0	0

## Pedestrian Crossings

### Pedestrian Crossings

Crossing	Name	Description	Traffic node	Allow walk on red	Crossing type	Length (m)	Cruise time (seconds)	Cruise speed (kph)
1	(untitled)		3-2		Nearside	3.00	2.00	5.40
2	(untitled)		3		Nearside	3.00	2.00	5.40
3	(untitled)		4-2		Nearside	3.00	2.00	5.40
4	(untitled)		4		Nearside	3.00	2.00	5.40
5	(untitled)		4		Nearside	3.00	2.00	5.40
6	(untitled)		4		Nearside	3.00	2.00	5.40
7	(untitled)		5		Nearside	3.00	2.00	5.40
8	(untitled)		1		Nearside	3.00	2.00	5.40
9	(untitled)		2		Nearside	3.00	2.00	5.40
10	(untitled)		2		Nearside	3.00	2.00	5.40
11	(untitled)				Nearside	3.00	2.00	5.40
12	(untitled)		2		Nearside	3.00	2.00	5.40
13	(untitled)				Farside	3.00	2.00	5.40
14	(untitled)				Farside	3.00	2.00	5.40
15	(untitled)				Nearside	3.00	2.00	5.40
16	(untitled)				Nearside	3.00	2.00	5.40
17	(untitled)				Nearside	3.00	2.00	5.40

### Pedestrian Crossings - Signals

Crossing	Controller stream	Phase	Second phase enabled
1	770-2	E	
2	770-1	C	
3	770-4	M	
4	770-3	J	
5	770-3	I	
6	770-3	K	
7	771-1	C	
8	769-1	C	
9	769-2	J	
10	769-2	K	
11	769-2	H	
12	769-2	I	
13	TC777-1	I	
14	TC777-1	F	
15	TC777-1	G	
16	TC777-1	H	
17	TC777-2	K	

### Pedestrian Crossings - Sides

Crossing	Side	Saturation flow (Ped/hr)
(ALL)	(ALL)	11000

### Pedestrian Crossings - Modelling

Crossing	Side	Delay weighting (%)	Assignment Cost Weighting (%)	Exclude from results calculation	Max queue storage (Ped)	Has queue limit	Has degree of saturation limit
(ALL)	(ALL)	100	100		0.00		

## Local OD Matrix - Local Matrix: 1

### Local Matrix Options

OD Matrix	Name	Use for point to point table	Auto calculate	Allocation mode	Allow paths past exit locations	Allow looped paths on arms	Allow looped paths on traffic nodes	Copy flows	Matrix to copy flows from	Limit paths by length	Path length limit multiplier	Limit paths by number	Path number limit
1	(untitled)	✓	✓	Lane Balancing			✓			✓	1.25		

### Normal Input Flows (PCU/hr)

	To								
	A28	B28	C28	D28	E28	F28	G28	H28	
From	A28	0	46	282	2	443	107	802	0
	B28	34	0	77	264	580	37	467	0
	C28	487	30	0	217	162	38	859	0
	D28	3	208	139	0	47	87	220	0
	E28	474	471	75	51	0	43	190	0
	F28	14	9	5	12	6	0	18	0
	G28	330	132	240	118	206	66	0	0
	H28	0	0	0	0	0	0	0	0

Bus Input Flows not shown as they are blank.

Tram Input Flows not shown as they are blank.

Pedestrian Input Flows not shown as they are blank.

### Locations

OD Matrix	Location	Name	Entries	Exits	Colour
1	A28	(untitled)	50/1	xB/1	#FF0000
	B28	(untitled)	48/1	47/1	#00FF40
	C28	(untitled)	Df/2, Df/1	xD/1, xD/2	#804000
	D28	(untitled)	51/1	xF/1	#FF00FF
	E28	(untitled)	Ef/2, Ef/1	xE/1, xE/2	#FF8000
	F28	(untitled)	TC36/1	TC35/1	#FFA500
	G28	(untitled)	49/2, 49/1	TC40/2, TC40/3	#0000FF
	H28	(untitled)	TC42/1	TC43/1	#008000

### Normal Paths and Flows

OD Matrix	Path	Description	From location	To location	Path items	Allocation type	N Cal (P)
	23	l3	C28	A28	Df/2, D/3, Ecf/4, Ec/4, Fc/3, Acf/1, Ac/1, Bcf/1, xB/1	Normal	
	24		C28	C28	Df/2, D/3, Ecf/4, Ec/4, Fc/3, Acf/2, Ac/3, Bcf/3, Bc/2, Cc2/2, Dcf/1, Dxp/1, xD/1	Normal	
	25		C28	C28	Df/2, D/3, Ecf/4, Ec/4, Fc/3, Acf/2, Ac/3, Bcf/4, Bc/3, Cc2/4, Dcf/2, Dxp/2, xD/2	Disabled	
	32	l1	C28	E28	Df/1, D/1, Ecf/1, Exp/1, xE/1	Normal	
	36		C28	E28	Df/1, D/1, Ecf/2, Exp/2, xE/2	Disabled	
	41		E28	A28	Ef/1, E1/2, Fc/3, Acf/1, Ac/1, Bcf/1, xB/1	Normal	
	42		E28	C28	Ef/1, E1/2, Fc/3, Acf/2, Ac/3, Bcf/3, Bc/2, Cc2/2, Dcf/1, Dxp/1, xD/1	Normal	
	43		E28	C28	Ef/1, E1/2, Fc/3, Acf/2, Ac/3, Bcf/4, Bc/3, Cc2/4, Dcf/2, Dxp/2, xD/2	Disabled	
	44		E28	E28	Ef/1, E1/2, Fc/3, Acf/2, Ac/3, Bcf/4, Bc/3, Cc2/4, Dcf/2, Dc/1, Ecf/1, Exp/1, xE/1	Normal	
	45		E28	E28	Ef/1, E1/2, Fc/3, Acf/2, Ac/3, Bcf/4, Bc/3, Cc2/3, Dcf/3, Dc/2, Ecf/2, Exp/2, xE/2	Normal	
	49	l1	C28	D28	Df/1, D/1, Ecf/2, Ec/1, xF/1	Normal	
	50		E28	D28	Ef/1, E1/1, xF/1	Normal	
	68		E28	G28	Ef/1, E1/1, Fc/1, xA/1, TC5/2, TC39/2, TC40/2	Normal	
	86		F28	D28	TC36/1, TC41/1, Af/3, A/4, Bcf/4, Bc/3, Cc2/3, Dcf/3, Dc/2, Ecf/2, Ec/1, xF/1	Normal	
	91	l2	C28	F28	Df/1, D/2, Ecf/3, Ec/2, Fc/1, xA/1, TC35/1	Normal	

92		E28	F28	Ef/1, E1/1, Fc/1, xA/1, TC35/1	Normal
96		A28	C28	50/1, Bf/1, B/2, Cc2/2, Dcf/1, Dxp/1, xD/1	Disabled
97		G28	D28	49/2, TC9/3, Af/3, A/4, Bcf/4, Bc/3, Cc2/4, Dcf/3, Dc/2, Ecf/2, Ec/1, xF/1	Fixed
98		G28	E28	49/2, TC9/3, Af/3, A/4, Bcf/4, Bc/3, Cc2/4, Dcf/3, Dc/2, Ecf/2, Exp/2, xE/2	Fixed
99	I3	C28	B28	Df/2, D/3, Ecf/4, Gf1/1, G/2, xC/2, 47/1	Normal
100		E28	B28	Ef/2, E2/4, Gf/2, G/2, xC/2, 47/1	Fixed
101		E28	E28	Ef/1, E1/2, Fc/3, Acf/2, Ac/3, Bcf/4, Bc/3, Cc2/4, Dcf/3, Dc/2, Ecf/2, Exp/2, xE/2	Normal
102		A28	C28	50/1, Bf/1, B/1, Cc2/2, Dcf/1, Dxp/1, xD/1	Normal
103		F28	B28	TC36/1, TC41/1, Af/1, A/2, Bcf/2, Bc/1, Cc1/1, xC/2, 47/1	Fixed
104	I2	C28	G28	Df/1, D/2, Ecf/3, Ec/2, Fc/1, xA/1, TC5/2, TC39/2, TC40/2	Normal
105		D28	H28	51/1, Ff/1, F/1, xA/2, TC5/4, TC43/1	Normal
106		G28	C28	49/2, TC9/2, Af/2, A/3, Bcf/3, Bc/2, Cc2/2, Dcf/1, Dxp/1, xD/1	Normal
107		A28	B28	50/1, Bf/1, B/1, Cc1/1, xC/2, 47/1	Normal
108		B28	G28	48/1, Cf/2, C/3, Dcf/5, Dc/4, Ecf/4, Ec/3, Fc/2, xA/2, TC5/3, TC39/3, TC40/3	Fixed
109	I3	C28	G28	Df/2, D/3, Ecf/4, Ec/3, Fc/2, xA/2, TC5/3, TC39/3, TC40/3	Fixed
110		E28	G28	Ef/1, E1/1, Fc/2, xA/2, TC5/3, TC39/3, TC40/3	Fixed
111		B28	G28	48/1, Cf/2, C/2, Dcf/4, Dc/3, Ecf/3, Ec/2, Fc/1, xA/2, TC5/3, TC39/3, TC40/3	Fixed
112		F28	G28	TC36/1, TC37/1, TC38/1, TC40/2	Normal
113		F28	A28	TC36/1, TC41/1, Af/1, A/1, Bcf/1, xB/1	Normal
114		C28	H28	Df/1, D/2, Ecf/3, Ec/2, Fc/1, xA/2, TC5/4, TC43/1	Normal
115		B28	C28	48/1, Cf/1, C/1, Dcf/2, Dxp/2, xD/2	Fixed
116		F28	C28	TC36/1, TC41/1, Af/2, A/3, Bcf/3, Bc/2, Cc2/2, Dcf/1, Dxp/1, xD/1	Normal
117		H28	H28	TC42/1, Af/3, A/4, Bcf/4, Bc/3, Cc2/3, Dcf/4, Dc/3, Ecf/3, Ec/2, Fc/1, xA/2, TC5/4, TC43/1	Normal
118		F28	C28	TC36/1, TC41/1, Af/3, A/4, Bcf/4, Bc/3, Cc2/4, Dcf/2, Dxp/2, xD/2	Disabled
119		F28	E28	TC36/1, TC41/1, Af/3, A/4, Bcf/4, Bc/3, Cc2/4, Dcf/2, Dc/1, Ecf/1, Exp/1, xE/1	Normal
120		F28	E28	TC36/1, TC41/1, Af/3, A/4, Bcf/4, Bc/3, Cc2/3, Dcf/3, Dc/2, Ecf/2, Exp/2, xE/2	Normal
121		A28	A28	50/1, Bf/2, B/4, Cc2/5, Dcf/5, Dc/4, Ecf/4, Ec/4, Fc/3, Acf/1, Ac/1, Bcf/1, xB/1	Normal
122		C28	C28	Df/2, D/3, Ecf/4, Ec/4, Fc/3, Acf/1, Ac/2, Bcf/2, Bc/1, Cc2/2, Dcf/1, Dxp/1, xD/1	Normal
123		C28	C28	Df/2, D/3, Ecf/4, Ec/4, Fc/3, Acf/2, Ac/3, Bcf/2, Bc/1, Cc2/2, Dcf/1, Dxp/1, xD/1	Normal
124		E28	C28	Ef/1, E1/2, Fc/3, Acf/1, Ac/2, Bcf/2, Bc/1, Cc2/2, Dcf/1, Dxp/1, xD/1	Fixed
125		H28	A28	TC42/1, Af/1, A/1, Bcf/1, xB/1	Normal
126		D28	C28	51/1, Ff/1, F/2, Acf/1, Ac/2, Bcf/2, Bc/1, Cc2/2, Dcf/1, Dxp/1, xD/1	Fixed
127		D28	C28	51/1, Ff/2, F/3, Acf/2, Ac/3, Bcf/2, Bc/1, Cc2/2, Dcf/1, Dxp/1, xD/1	Fixed
128		H28	C28	TC42/1, Af/2, A/3, Bcf/3, Bc/2, Cc2/2, Dcf/1, Dxp/1, xD/1	Normal
129		F28	C28	TC36/1, TC41/1, Af/1, A/2, Bcf/2, Bc/1, Cc2/2, Dcf/1, Dxp/1, xD/1	Normal
130		G28	C28	49/2, TC9/2, Af/2, A/3, Bcf/3, Bc/2, Cc2/4, Dcf/2, Dxp/2, xD/2	Normal
131		G28	E28	49/2, TC9/2, Af/2, A/3, Bcf/3, Bc/2, Cc2/4, Dcf/2, Dc/1, Ecf/1, Exp/1, xE/1	Fixed
132		H28	C28	TC42/1, Af/3, A/4, Bcf/4, Bc/3, Cc2/4, Dcf/2, Dxp/2, xD/2	Normal
133		H28	E28	TC42/1, Af/3, A/4, Bcf/4, Bc/3, Cc2/4, Dcf/2, Dc/1, Ecf/1, Exp/1, xE/1	Normal
134		H28	D28	TC42/1, Af/3, A/4, Bcf/4, Bc/3, Cc2/3, Dcf/3, Dc/2, Ecf/2, Ec/1, xF/1	Normal
135		H28	E28	TC42/1, Af/3, A/4, Bcf/4, Bc/3, Cc2/3, Dcf/3, Dc/2, Ecf/2, Exp/2, xE/2	Normal
136		E28	E28	Ef/1, E1/2, Fc/3, Acf/2, Ac/3, Bcf/3, Bc/2, Cc2/4, Dcf/2, Dc/1, Ecf/1, Exp/1, xE/1	Normal
137		H28	G28	TC42/1, TC39/2, TC40/2	Normal
138		H28	G28	TC42/1, TC39/3, TC40/3	Normal
139		D28	E28	51/1, Ff/2, F/3, Acf/2, Ac/3, Bcf/3, Bc/2, Cc2/4, Dcf/2, Dc/1, Ecf/1, Exp/1, xE/1	Normal
140		D28	D28	51/1, Ff/2, F/3, Acf/2, Ac/3, Bcf/3, Bc/2, Cc2/4, Dcf/3, Dc/2, Ecf/2, Ec/1, xF/1	Normal
141		D28	E28	51/1, Ff/2, F/3, Acf/2, Ac/3, Bcf/3, Bc/2, Cc2/4, Dcf/3, Dc/2, Ecf/2, Exp/2, xE/2	Normal
142		C28	H28	Df/2, D/3, Ecf/4, Ec/3, Fc/2, xA/2, TC5/4, TC43/1	Normal
143		E28	H28	Ef/1, E1/1, Fc/2, xA/2, TC5/4, TC43/1	Normal
144		H28	D28	TC42/1, Af/2, A/3, Bcf/3, Bc/2, Cc2/4, Dcf/3, Dc/2, Ecf/2, Ec/1, xF/1	Normal
145		H28	H28	TC42/1, Af/3, A/4, Bcf/4, Bc/3, Cc2/5, Dcf/5, Dc/4, Ecf/4, Ec/3, Fc/2, xA/2, TC5/4, TC43/1	Normal
146		F28	H28	TC36/1, TC41/1, Af/3, A/4, Bcf/4, Bc/3, Cc2/5, Dcf/5, Dc/4, Ecf/4, Ec/3, Fc/2, xA/2, TC5/4, TC43/1	Normal
147		F28	E28	TC36/1, TC41/1, Af/2, A/3, Bcf/3, Bc/2, Cc2/4, Dcf/2, Dc/1, Ecf/1, Exp/1, xE/1	Normal
148		F28	D28	TC36/1, TC41/1, Af/2, A/3, Bcf/3, Bc/2, Cc2/4, Dcf/3, Dc/2, Ecf/2, Ec/1, xF/1	Normal
149	I3	C28	B28	Df/2, D/3, Ecf/4, Gf1/1, G/1, xC/1, 47/1	Fixed
150		E28	B28	Ef/2, E2/3, Gf/1, G/1, xC/1, 47/1	Normal
151		B28	A28	48/1, Cf/2, C/3, Dcf/5, Dc/4, Ecf/4, Ec/3, Fc/2, Acf/1, Ac/1, Bcf/1, xB/1	Fixed
152		H28	B28	TC42/1, Af/1, A/2, Bcf/2, Bc/1, Cc1/1, xC/1, 47/1	Normal

153	F28	B28	TC36/1, TC41/1, Af/1, A/2, Bcf/2, Bc/1, Cc1/1, xC/1, 47/1	Normal
154	E28	A28	Ef/1, E1/1, Fc/2, Act/1, Ac/1, Bcf/1, xB/1	Fixed
155	E28	C28	Ef/1, E1/1, Fc/2, Act/1, Ac/2, Bcf/2, Bc/1, Cc2/2, Dcf/1, Dxp/1, xD/1	Fixed
156	C28	G28	Df/1, D/2, Ecf/4, Ec/3, Fc/2, xA/2, TC5/3, TC39/3, TC40/3	Fixed
157	H28	B28	TC42/1, Af/1, A/2, Bcf/2, Bc/1, Cc1/1, xC/2, 47/1	Normal
158	B28	D28	48/1, Cf/2, C/2, Dcf/3, Dc/2, Ecf/2, Ec/1, xF/1	Normal
159	B28	E28	48/1, Cf/2, C/2, Dcf/3, Dc/2, Ecf/2, Exp/2, xE/2	Fixed
160	B28	G28	48/1, Cf/2, C/2, Dcf/4, Dc/3, Ecf/3, Ec/2, Fc/1, xA/1, TC5/2, TC39/2, TC40/2	Normal
161	B28	F28	48/1, Cf/2, C/2, Dcf/4, Dc/3, Ecf/3, Ec/2, Fc/1, xA/1, TC35/1	Normal
162	B28	H28	48/1, Cf/2, C/3, Dcf/5, Dc/4, Ecf/4, Ec/3, Fc/2, xA/2, TC5/4, TC43/1	Normal
163	B28	A28	48/1, Cf/2, C/3, Dcf/5, Dc/4, Ecf/4, Ec/4, Fc/3, Act/1, Ac/1, Bcf/1, xB/1	Normal
164	B28	B28	48/1, Cf/2, C/3, Dcf/5, Dc/4, Ecf/4, Gf1/1, G/1, xC/1, 47/1	Normal
165	B28	B28	48/1, Cf/2, C/3, Dcf/5, Dc/4, Ecf/4, Gf1/1, G/2, xC/2, 47/1	Normal
166	B28	C28	48/1, Cf/1, C/1, Dcf/1, Dxp/1, xD/1	Normal
167	B28	E28	48/1, Cf/1, C/1, Dcf/2, Dc/1, Ecf/1, Exp/1, xE/1	Normal
168	G28	A28	49/1, TC9/1, Af/1, A/1, Bcf/1, xB/1	Normal
169	G28	B28	49/1, TC9/1, Af/1, A/2, Bcf/2, Bc/1, Cc1/1, xC/1, 47/1	Normal
170	G28	B28	49/1, TC9/1, Af/1, A/2, Bcf/2, Bc/1, Cc1/1, xC/2, 47/1	Normal
171	G28	H28	49/1, TC9/1, TC43/1	Normal
175	G28	C28	49/2, TC9/3, Af/3, A/4, Bcf/4, Bc/3, Cc2/4, Dcf/2, Dxp/2, xD/2	Fixed
176	G28	E28	49/2, TC9/3, Af/3, A/4, Bcf/4, Bc/3, Cc2/4, Dcf/2, Dc/1, Ecf/1, Exp/1, xE/1	Normal
177	G28	D28	49/2, TC9/3, Af/3, A/4, Bcf/4, Bc/3, Cc2/3, Dcf/3, Dc/2, Ecf/2, Ec/1, xF/1	Normal
178	G28	E28	49/2, TC9/3, Af/3, A/4, Bcf/4, Bc/3, Cc2/3, Dcf/3, Dc/2, Ecf/2, Exp/2, xE/2	Fixed
181	G28	G28	49/2, TC9/3, Af/3, A/4, Bcf/4, Bc/3, Cc2/5, Dcf/5, Dc/4, Ecf/4, Ec/3, Fc/2, xA/2, TC5/3, TC39/3, TC40/3	Normal
185	A28	B28	50/1, Bf/1, B/1, Cc1/1, xC/1, 47/1	Normal
186	A28	C28	50/1, Bf/1, B/2, Cc2/4, Dcf/2, Dxp/2, xD/2	Fixed
187	A28	E28	50/1, Bf/1, B/2, Cc2/4, Dcf/2, Dc/1, Ecf/1, Exp/1, xE/1	Normal
195	D28	G28	51/1, Ff/1, F/1, xA/1, TC5/2, TC39/2, TC40/2	Normal
196	D28	F28	51/1, Ff/1, F/1, xA/1, TC35/1	Normal
197	D28	G28	51/1, Ff/1, F/1, xA/2, TC5/3, TC39/3, TC40/3	Fixed
198	D28	A28	51/1, Ff/1, F/2, Act/1, Ac/1, Bcf/1, xB/1	Normal
199	D28	B28	51/1, Ff/1, F/2, Act/1, Ac/2, Bcf/2, Bc/1, Cc1/1, xC/1, 47/1	Normal
200	D28	B28	51/1, Ff/1, F/2, Act/1, Ac/2, Bcf/2, Bc/1, Cc1/1, xC/2, 47/1	Normal
201	D28	C28	51/1, Ff/2, F/3, Act/2, Ac/3, Bcf/3, Bc/2, Cc2/2, Dcf/1, Dxp/1, xD/1	Normal
204	D28	C28	51/1, Ff/2, F/3, Act/2, Ac/3, Bcf/4, Bc/3, Cc2/4, Dcf/2, Dxp/2, xD/2	Fixed
205	D28	E28	51/1, Ff/2, F/3, Act/2, Ac/3, Bcf/4, Bc/3, Cc2/4, Dcf/2, Dc/1, Ecf/1, Exp/1, xE/1	Fixed
206	D28	D28	51/1, Ff/2, F/3, Act/2, Ac/3, Bcf/4, Bc/3, Cc2/3, Dcf/3, Dc/2, Ecf/2, Ec/1, xF/1	Normal
207	D28	E28	51/1, Ff/2, F/3, Act/2, Ac/3, Bcf/4, Bc/3, Cc2/3, Dcf/3, Dc/2, Ecf/2, Exp/2, xE/2	Normal
210	A28	G28	50/1, Bf/2, B/4, Cc2/5, Dcf/5, Dc/4, Ecf/4, Ec/3, Fc/2, xA/2, TC5/3, TC39/3, TC40/3	Normal
211	A28	H28	50/1, Bf/2, B/4, Cc2/5, Dcf/5, Dc/4, Ecf/4, Ec/3, Fc/2, xA/2, TC5/4, TC43/1	Normal
212	A28	D28	50/1, Bf/2, B/3, Cc2/3, Dcf/3, Dc/2, Ecf/2, Ec/1, xF/1	Normal
213	A28	E28	50/1, Bf/2, B/3, Cc2/3, Dcf/3, Dc/2, Ecf/2, Exp/2, xE/2	Fixed
214	G28	G28	49/2, TC9/3, Af/3, A/4, Bcf/4, Bc/3, Cc2/3, Dcf/4, Dc/3, Ecf/3, Ec/2, Fc/1, xA/1, TC5/2, TC39/2, TC40/2	Normal
215	G28	F28	49/2, TC9/3, Af/3, A/4, Bcf/4, Bc/3, Cc2/3, Dcf/4, Dc/3, Ecf/3, Ec/2, Fc/1, xA/1, TC35/1	Normal
218	A28	G28	50/1, Bf/2, B/3, Cc2/3, Dcf/4, Dc/3, Ecf/3, Ec/2, Fc/1, xA/1, TC5/2, TC39/2, TC40/2	Fixed
219	A28	F28	50/1, Bf/2, B/3, Cc2/3, Dcf/4, Dc/3, Ecf/3, Ec/2, Fc/1, xA/1, TC35/1	Normal
220	H28	F28	TC42/1, Af/3, A/4, Bcf/4, Bc/3, Cc2/3, Dcf/4, Dc/3, Ecf/3, Ec/2, Fc/1, xA/1, TC35/1	Normal
221	F28	F28	TC36/1, TC41/1, Af/3, A/4, Bcf/4, Bc/3, Cc2/3, Dcf/4, Dc/3, Ecf/3, Ec/2, Fc/1, xA/1, TC35/1	Normal
222	A28	D28	50/1, Bf/1, B/2, Cc2/4, Dcf/3, Dc/2, Ecf/2, Ec/1, xF/1	Normal
223	A28	E28	50/1, Bf/1, B/2, Cc2/4, Dcf/3, Dc/2, Ecf/2, Exp/2, xE/2	Fixed
224	D28	D28	51/1, Ff/2, F/3, Act/2, Ac/3, Bcf/4, Bc/3, Cc2/4, Dcf/3, Dc/2, Ecf/2, Ec/1, xF/1	Normal
225	D28	E28	51/1, Ff/2, F/3, Act/2, Ac/3, Bcf/4, Bc/3, Cc2/4, Dcf/3, Dc/2, Ecf/2, Exp/2, xE/2	Fixed
226	H28	D28	TC42/1, Af/3, A/4, Bcf/4, Bc/3, Cc2/4, Dcf/3, Dc/2, Ecf/2, Ec/1, xF/1	Normal
227	H28	E28	TC42/1, Af/3, A/4, Bcf/4, Bc/3, Cc2/4, Dcf/3, Dc/2, Ecf/2, Exp/2, xE/2	Normal
228	F28	D28	TC36/1, TC41/1, Af/3, A/4, Bcf/4, Bc/3, Cc2/4, Dcf/3, Dc/2, Ecf/2, Ec/1, xF/1	Fixed
229	F28	E28	TC36/1, TC41/1, Af/3, A/4, Bcf/4, Bc/3, Cc2/4, Dcf/3, Dc/2, Ecf/2, Exp/2, xE/2	Fixed
230	G28	G28	49/2, TC9/3, Af/3, A/4, Bcf/4, Bc/3, Cc2/3, Dcf/4, Dc/3, Ecf/3, Ec/2, Fc/1, xA/2, TC5/3, TC39/3, TC40/3	Normal
231	A28	G28	50/1, Bf/2, B/3, Cc2/3, Dcf/4, Dc/3, Ecf/3, Ec/2, Fc/1, xA/2, TC5/3, TC39/3, TC40/3	Fixed

232		A28	H28	50/1, Bf/2, B/3, Cc2/3, Dcf/4, Dc/3, Ecf/3, Ec/2, Fc/1, xA/2, TC5/4, TC43/1	Normal
233		B28	H28	48/1, Cf/2, C/2, Dcf/4, Dc/3, Ecf/3, Ec/2, Fc/1, xA/2, TC5/4, TC43/1	Normal
234	l2	C28	G28	Df/1, D/2, Ecf/3, Ec/2, Fc/1, xA/2, TC5/3, TC39/3, TC40/3	Fixed
235		E28	G28	Ef/1, E1/1, Fc/1, xA/2, TC5/3, TC39/3, TC40/3	Fixed
236		E28	H28	Ef/1, E1/1, Fc/1, xA/2, TC5/4, TC43/1	Normal
237		F28	H28	TC36/1, TC41/1, Af/3, A/4, Bcf/4, Bc/3, Cc2/3, Dcf/4, Dc/3, Ecf/3, Ec/2, Fc/1, xA/2, TC5/4, TC43/1	Normal
238		D28	B28	51/1, Ff/2, F/3, Acf/2, Ac/3, Bcf/2, Bc/1, Cc1/1, xC/1, 47/1	Fixed
239		D28	B28	51/1, Ff/2, F/3, Acf/2, Ac/3, Bcf/2, Bc/1, Cc1/1, xC/2, 47/1	Fixed
240		G28	C28	49/1, TC9/1, Af/1, A/2, Bcf/2, Bc/1, Cc2/2, Dcf/1, Dxp/1, xD/1	Fixed
241		E28	C28	Ef/1, E1/2, Fc/3, Acf/2, Ac/3, Bcf/2, Bc/1, Cc2/2, Dcf/1, Dxp/1, xD/1	Fixed
242		H28	C28	TC42/1, Af/1, A/2, Bcf/2, Bc/1, Cc2/2, Dcf/1, Dxp/1, xD/1	Normal
243		G28	D28	49/2, TC9/2, Af/2, A/3, Bcf/3, Bc/2, Cc2/4, Dcf/3, Dc/2, Ecf/2, Ec/1, xF/1	Normal
244		G28	E28	49/2, TC9/2, Af/2, A/3, Bcf/3, Bc/2, Cc2/4, Dcf/3, Dc/2, Ecf/2, Exp/2, xE/2	Fixed
245		C28	C28	Df/2, D/3, Ecf/4, Ac/4, Fc/3, Acf/2, Ac/3, Bcf/3, Bc/2, Cc2/4, Dcf/2, Dxp/2, xD/2	Normal
246		E28	C28	Ef/1, E1/2, Fc/3, Acf/2, Ac/3, Bcf/3, Bc/2, Cc2/4, Dcf/2, Dxp/2, xD/2	Normal
247		E28	E28	Ef/1, E1/2, Fc/3, Acf/2, Ac/3, Bcf/3, Bc/2, Cc2/4, Dcf/3, Dc/2, Ecf/2, Exp/2, xE/2	Normal
248		D28	C28	51/1, Ff/2, F/3, Acf/2, Ac/3, Bcf/3, Bc/2, Cc2/4, Dcf/2, Dxp/2, xD/2	Disabled
249		H28	C28	TC42/1, Af/2, A/3, Bcf/3, Bc/2, Cc2/4, Dcf/2, Dxp/2, xD/2	Normal
250		H28	E28	TC42/1, Af/2, A/3, Bcf/3, Bc/2, Cc2/4, Dcf/2, Dc/1, Ecf/1, Exp/1, xE/1	Normal
251		H28	E28	TC42/1, Af/2, A/3, Bcf/3, Bc/2, Cc2/4, Dcf/3, Dc/2, Ecf/2, Exp/2, xE/2	Normal
252		F28	C28	TC36/1, TC41/1, Af/2, A/3, Bcf/3, Bc/2, Cc2/4, Dcf/2, Dxp/2, xD/2	Normal
253		F28	E28	TC36/1, TC41/1, Af/2, A/3, Bcf/3, Bc/2, Cc2/4, Dcf/3, Dc/2, Ecf/2, Exp/2, xE/2	Normal
254		A28	A28	50/1, Bf/2, B/4, Cc2/5, Dcf/5, Dc/4, Ecf/4, Ec/3, Fc/2, Acf/1, Ac/1, Bcf/1, xB/1	Normal
255	l3	C28	A28	Df/2, D/3, Ecf/4, Ec/3, Fc/2, Acf/1, Ac/1, Bcf/1, xB/1	Fixed
256		C28	C28	Df/2, D/3, Ecf/4, Ec/3, Fc/2, Acf/1, Ac/2, Bcf/2, Bc/1, Cc2/2, Dcf/1, Dxp/1, xD/1	Normal
257		C28	H28	Df/1, D/2, Ecf/4, Ec/3, Fc/2, xA/2, TC5/4, TC43/1	Normal
258		C28	A28	Df/1, D/2, Ecf/4, Ec/3, Fc/2, Acf/1, Ac/1, Bcf/1, xB/1	Fixed
259		C28	C28	Df/1, D/2, Ecf/4, Ec/3, Fc/2, Acf/1, Ac/2, Bcf/2, Bc/1, Cc2/2, Dcf/1, Dxp/1, xD/1	Normal
260		C28	A28	Df/1, D/2, Ecf/4, Ec/4, Fc/3, Acf/1, Ac/1, Bcf/1, xB/1	Fixed
261		C28	C28	Df/1, D/2, Ecf/4, Ec/4, Fc/3, Acf/1, Ac/2, Bcf/2, Bc/1, Cc2/2, Dcf/1, Dxp/1, xD/1	Normal
262		C28	C28	Df/1, D/2, Ecf/4, Ec/4, Fc/3, Acf/2, Ac/3, Bcf/2, Bc/1, Cc2/2, Dcf/1, Dxp/1, xD/1	Normal
263		C28	C28	Df/1, D/2, Ecf/4, Ec/4, Fc/3, Acf/2, Ac/3, Bcf/3, Bc/2, Cc2/2, Dcf/1, Dxp/1, xD/1	Normal
264		C28	C28	Df/1, D/2, Ecf/4, Ec/4, Fc/3, Acf/2, Ac/3, Bcf/3, Bc/2, Cc2/4, Dcf/2, Dxp/2, xD/2	Normal
265		C28	C28	Df/1, D/2, Ecf/4, Ec/4, Fc/3, Acf/2, Ac/3, Bcf/4, Bc/3, Cc2/4, Dcf/2, Dxp/2, xD/2	Normal
266		C28	B28	Df/1, D/2, Ecf/4, Gf1/1, G/1, xC/1, 47/1	Fixed
267		C28	B28	Df/1, D/2, Ecf/4, Gf1/1, G/2, xC/2, 47/1	Fixed

## Signal Timings

Network Default: 120s cycle time; 120 steps

### Controller Stream 769-1

Controller Stream	Name	Description	Use sequence	Cycle time source	Cycle time (s)
769-1	(untitled)		1	NetworkDefault	120

### Controller Stream 769-1 - Properties

Controller Stream	Manufacturer name	Type	Model number	(Telephone) Line Number	Site number	Grid reference	Gaining delay type
769-1	Unspecified						Absolute

### Controller Stream 769-1 - Optimisation

Controller Stream	Allow offset optimisation	Allow green split optimisation	Optimisation level	Auto redistribute	Enable stage constraint
769-1			None		

### Phases

Controller Stream	Phase	Name	Minimum green (s)	Maximum green (s)	Relative start displacement (s)	Relative end displacement (s)	Type	Blackout Time (s)
769-1	A	(untitled)	7	300	0	0	Traffic	
	B	(untitled)	7	300	0	0	Traffic	
	C	(untitled)	7	300	0	0	Pedestrian	3

### Library Stages

Controller Stream	Library Stage	Phases in stage	User stage minimum (s)
769-1	1	A	1
	2	B	1

### Stage Sequences

Controller Stream	Sequence	Name	Multiple cycling	Equal length multiple cycling	Stage IDs	Stage ends	Multiple cycling stage IDs	Multiple cycling stage ends
769-1	1	(untitled)	Double	✓	1, 2	5, 31	1, 2	65, 91

### Intergreen Matrix for Controller Stream 769-1

		To		
		A	B	C
From	A		7	
	B	5		5
	C		9	

### Banned Stage transitions for Controller Stream 769-1

		To	
		1	2
From	1		
	2		

### Interstage Matrix for Controller Stream 769-1

		To	
		1	2
From	1	0	7
	2	5	0

### Resultant Stages

Controller Stream	Resultant Stage	Is base stage	Library Stage ID	Phases in this stage	Stage start (s)	Stage end (s)	Stage duration (s)	User stage minimum (s)	Stage minimum (s)
769-1	1	✓	1	A	96	5	29	1	7
	2	✓	2	B	12	31	19	1	7
	3		1	A	36	65	29	1	7
	4		2	B	72	91	19	1	7

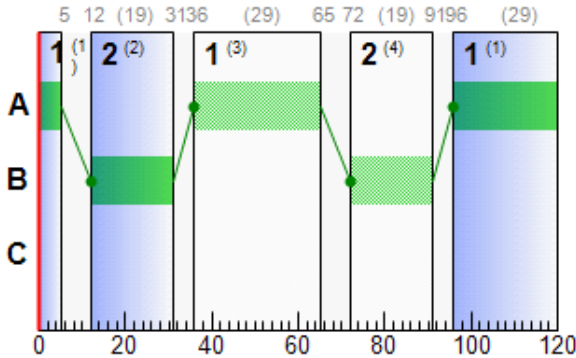
### Resultant Phase Green Periods

Controller Stream	Phase	Green period	Is base green period	Start time (s)	End time (s)	Duration (s)
769-1	A	1		36	65	29
		2	✓	96	5	29
	B	1	✓	12	31	19
		2		72	91	19

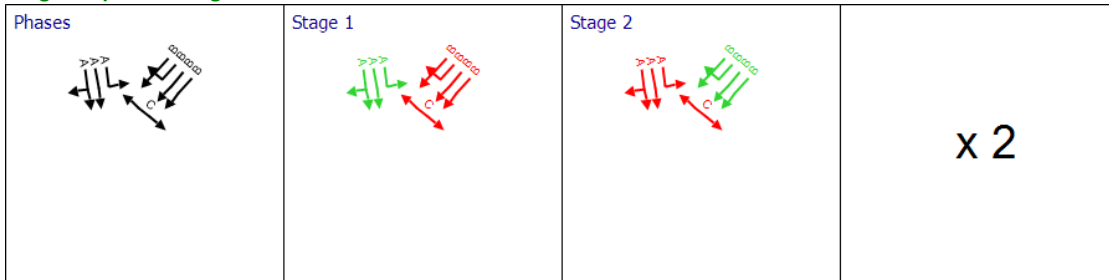
**Traffic Stream Green Times**

Arm	Traffic Stream	Traffic Node	Controller Stream	Phase	Green Period 1			Green Period 2		
					Start	End	Duration	Start	End	Duration
B	1	1	769-1	B	12	31	19	72	91	19
B	2	1	769-1	B	12	31	19	72	91	19
B	3	1	769-1	B	12	31	19	72	91	19
B	4	1	769-1	B	12	31	19	72	91	19
Bc	1	1	769-1	A	36	65	29	96	5	29
Bc	2	1	769-1	A	36	65	29	96	5	29
Bc	3	1	769-1	A	36	65	29	96	5	29

**Phase Timings Diagram for Controller Stream 769-1**



**Stage Sequence Diagram for Controller Stream 769-1**



**Controller Stream 769-2**

Controller Stream	Name	Description	Use sequence	Cycle time source	Cycle time (s)
769-2	(untitled)		1	NetworkDefault	120

**Controller Stream 769-2 - Properties**

Controller Stream	Manufacturer name	Type	Model number	(Telephone) Line Number	Site number	Grid reference	Gaining delay type
769-2	Unspecified						Absolute

**Controller Stream 769-2 - Optimisation**

Controller Stream	Allow offset optimisation	Allow green split optimisation	Optimisation level	Auto redistribute	Enable stage constraint
769-2			None		

### Phases

Controller Stream	Phase	Name	Minimum green (s)	Maximum green (s)	Relative start displacement (s)	Relative end displacement (s)	Type	Blackout Time (s)
769-2	D	(untitled)	7	300	0	0	Traffic	
	E	(untitled)	7	300	0	0	Traffic	
	F	(untitled)	4	300	0	0	Traffic	
	G	(untitled)	4	300	0	0	Traffic	
	H	(untitled)	5	300	0	0	Pedestrian	3
	I	(untitled)	7	300	0	0	Pedestrian	3
	J	(untitled)	10	300	0	0	Pedestrian	3
	K	(untitled)	5	300	0	0	Pedestrian	3

### Library Stages

Controller Stream	Library Stage	Phases in stage	User stage minimum (s)
769-2	4	D, E, H, I	1
	5	F, G, J, K	1
	6	F, G, K	1

### Losing / Gaining Phase Delays

Controller Stream	Delay	Type	Phase	From stage	To stage	Relative delay	Absolute delay
769-2	1	Losing	I	4	5	2	
	2	Losing	H	4	5	4	
	3	Losing	D	4	5	4	
	4	Losing	E	4	5	5	
	5	Losing	F	5	4	5	
	6	Losing	G	5	4	7	
	7	Losing	K	5	4	7	
	8	Losing	G	6	4	7	
	9	Losing	I	4	6	4	
	10	Losing	H	4	6	6	
	11	Losing	D	4	6	6	
	12	Losing	E	4	6	7	
	13	Losing	F	6	4	5	
	14	Losing	K	6	4	7	
	15	Gaining	D	6	4	0	11

### Stage Sequences

Controller Stream	Sequence	Name	Multiple cycling	Equal length multiple cycling	Stage IDs	Stage ends	Multiple cycling stage IDs	Multiple cycling stage ends
769-2	1	(untitled)	Double	✓	4, 5	4, 23	4, 5	64, 83
	2	(untitled)	Double	✓	4, 6, 5	0, 16, 32	4, 6, 5	33, 34, 35
	3	(untitled)	Double	✓	4, 5, 6	0, 26, 34	4, 5, 6	60, 88, 95
	4	(untitled)	Double	✓	4, 6	2, 23	4, 6	62, 83

### Intergreen Matrix for Controller Stream 769-2

		To							
		D	E	F	G	H	I	J	K
From	D			5	7			5	
	E			5					5
	F	6	8			8			
	G	4					5		
	H			5					
	I				9				
	J	12							
	K		7						

**Banned Stage transitions for Controller Stream 769-2**

		To		
		4	5	6
From	4			
	5			
	6			

**Interstage Matrix for Controller Stream 769-2**

		To		
		4	5	6
From	4	0	11	13
	5	14	0	0
	6	14	0	0

**Resultant Stages**

Controller Stream	Resultant Stage	Is base stage	Library Stage ID	Phases in this stage	Stage start (s)	Stage end (s)	Stage duration (s)	User stage minimum (s)	Stage minimum (s)
769-2	1	✓	4	D,E,H,I	97	4	27	1	3
	2	✓	5	F,G,J,K	15	23	8	1	8
	3		4	D,E,H,I	37	64	27	1	3
	4		5	F,G,J,K	75	83	8	1	8

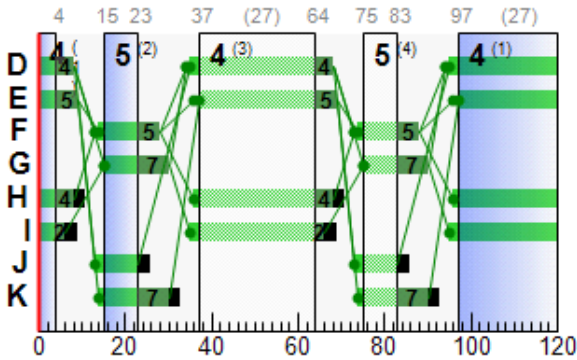
**Resultant Phase Green Periods**

Controller Stream	Phase	Green period	Is base green period	Start time (s)	End time (s)	Duration (s)
769-2	D	1		35	68	33
		2	✓	95	8	33
	E	1		37	69	32
		2	✓	97	9	32
	F	1	✓	14	28	14
		2		74	88	14
	G	1	✓	15	30	15
		2		75	90	15
	H	1		36	68	32
		2	✓	96	8	32
	I	1		35	66	31
		2	✓	95	6	31
	J	1	✓	13	23	10
		2		73	83	10
	K	1	✓	14	30	16
		2		74	90	16

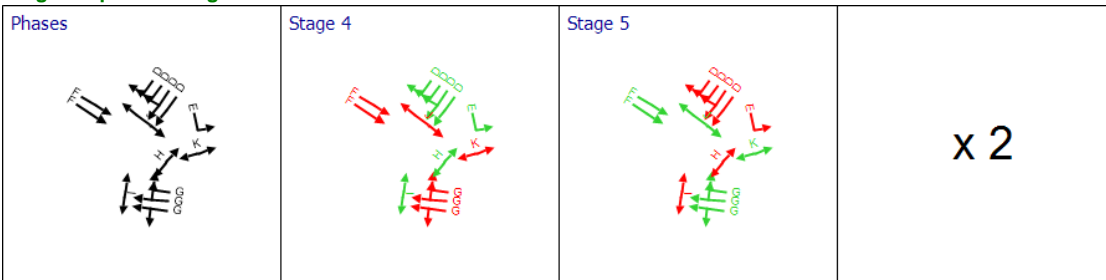
**Traffic Stream Green Times**

Arm	Traffic Stream	Traffic Node	Controller Stream	Phase	Green Period 1			Green Period 2		
					Start	End	Duration	Start	End	Duration
C	1	2	769-2	G	15	30	15	75	90	15
C	2	2	769-2	G	15	30	15	75	90	15
C	3	2	769-2	G	15	30	15	75	90	15
G	1	2	769-2	F	14	28	14	74	88	14
G	2	2	769-2	F	14	28	14	74	88	14
Cc1	1	2	769-2	E	37	69	32	97	9	32
Cc2	2	2	769-2	D	35	68	33	95	8	33
Cc2	3	2	769-2	D	35	68	33	95	8	33
Cc2	4	2	769-2	D	35	68	33	95	8	33
Cc2	5	2	769-2	D	35	68	33	95	8	33

**Phase Timings Diagram for Controller Stream 769-2**



**Stage Sequence Diagram for Controller Stream 769-2**



**Controller Stream 770-1**

Controller Stream	Name	Description	Use sequence	Cycle time source	Cycle time (s)
770-1	(untitled)		1	NetworkDefault	120

**Controller Stream 770-1 - Properties**

Controller Stream	Manufacturer name	Type	Model number	(Telephone) Line Number	Site number	Grid reference	Gaining delay type
770-1	Unspecified						Absolute

**Controller Stream 770-1 - Optimisation**

Controller Stream	Allow offset optimisation	Allow green split optimisation	Optimisation level	Auto redistribute	Enable stage constraint
770-1			None		

**Phases**

Controller Stream	Phase	Name	Minimum green (s)	Maximum green (s)	Relative start displacement (s)	Relative end displacement (s)	Type	Blackout Time (s)
770-1	A	(untitled)	7	300	0	0	Traffic	
	B	(untitled)	7	300	0	0	Traffic	
	C	(untitled)	5	300	0	0	Pedestrian	3

### Library Stages

Controller Stream	Library Stage	Phases in stage	User stage minimum (s)
770-1	1	A, C	1
	2	B	1

### Losing / Gaining Phase Delays

Controller Stream	Delay	Type	Phase	From stage	To stage	Relative delay
770-1	1	Losing	A	1	2	2

### Stage Sequences

Controller Stream	Sequence	Name	Multiple cycling	Equal length multiple cycling	Stage IDs	Stage ends	Multiple cycling stage IDs	Multiple cycling stage ends
770-1	1	(untitled)	Double	✓	1, 2	7, 34	1, 2	67, 94

### Intergreen Matrix for Controller Stream 770-1

		To		
		A	B	C
From	A		5	
	B	5		5
	C		7	

### Banned Stage transitions for Controller Stream 770-1

		To	
		1	2
From	1		
	2		

### Interstage Matrix for Controller Stream 770-1

		To	
		1	2
From	1	0	7
	2	5	0

### Resultant Stages

Controller Stream	Resultant Stage	Is base stage	Library Stage ID	Phases in this stage	Stage start (s)	Stage end (s)	Stage duration (s)	User stage minimum (s)	Stage minimum (s)
770-1	1	✓	1	A,C	99	7	28	1	5
	2	✓	2	B	14	34	20	1	7
	3		1	A,C	39	67	28	1	5
	4		2	B	74	94	20	1	7

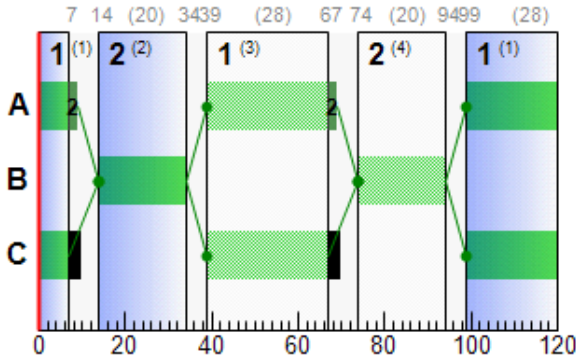
### Resultant Phase Green Periods

Controller Stream	Phase	Green period	Is base green period	Start time (s)	End time (s)	Duration (s)
770-1	A	1		39	69	30
		2	✓	99	9	30
	B	1	✓	14	34	20
		2		74	94	20
	C	1		39	67	28
		2	✓	99	7	28

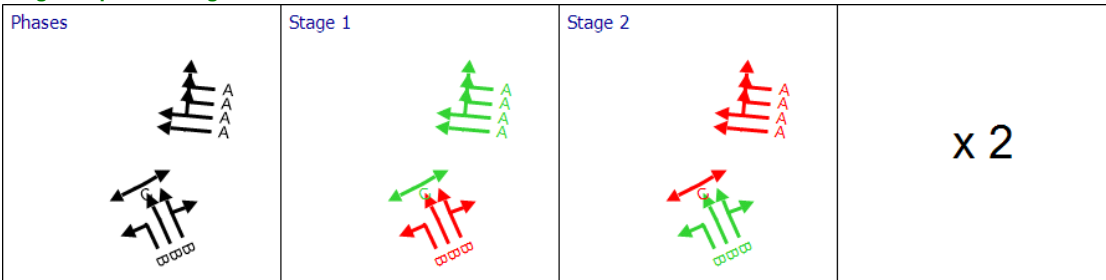
**Traffic Stream Green Times**

Arm	Traffic Stream	Traffic Node	Controller Stream	Phase	Green Period 1			Green Period 2		
					Start	End	Duration	Start	End	Duration
D	1	3	770-1	B	14	34	20	74	94	20
D	2	3	770-1	B	14	34	20	74	94	20
D	3	3	770-1	B	14	34	20	74	94	20
Dc	1	3	770-1	A	39	69	30	99	9	30
Dc	2	3	770-1	A	39	69	30	99	9	30
Dc	3	3	770-1	A	39	69	30	99	9	30
Dc	4	3	770-1	A	39	69	30	99	9	30

**Phase Timings Diagram for Controller Stream 770-1**



**Stage Sequence Diagram for Controller Stream 770-1**



**Controller Stream 770-2**

Controller Stream	Name	Description	Use sequence	Cycle time source	Cycle time (s)
770-2	(untitled)		1	Manual	120

**Controller Stream 770-2 - Properties**

Controller Stream	Manufacturer name	Type	Model number	(Telephone) Line Number	Site number	Grid reference	Gaining delay type
770-2	Unspecified						Absolute

**Controller Stream 770-2 - Optimisation**

Controller Stream	Allow offset optimisation	Allow green split optimisation	Optimisation level	Auto redistribute	Enable stage constraint
770-2			None		

**Phases**

Controller Stream	Phase	Name	Minimum green (s)	Maximum green (s)	Relative start displacement (s)	Relative end displacement (s)	Type	Blackout Time (s)
770-2	D	(untitled)	7	300	0	0	Traffic	
	E	(untitled)	5	300	0	0	Pedestrian	3

**Library Stages**

Controller Stream	Library Stage	Phases in stage	User stage minimum (s)
770-2	4	D	1
	5	E	1

**Stage Sequences**

Controller Stream	Sequence	Name	Multiple cycling	Stage IDs	Stage ends
770-2	1	(untitled)	Single	4, 5	17, 29

**Intergreen Matrix for Controller Stream 770-2**

		To	
		D	E
From	D		5
	E	7	

**Banned Stage transitions for Controller Stream 770-2**

		To	
		4	5
From	4		
	5		

**Interstage Matrix for Controller Stream 770-2**

		To	
		4	5
From	4	0	5
	5	7	0

**Resultant Stages**

Controller Stream	Resultant Stage	Is base stage	Library Stage ID	Phases in this stage	Stage start (s)	Stage end (s)	Stage duration (s)	User stage minimum (s)	Stage minimum (s)
770-2	1	✓	4	D	36	17	101	1	7
	2	✓	5	E	22	29	7	1	5

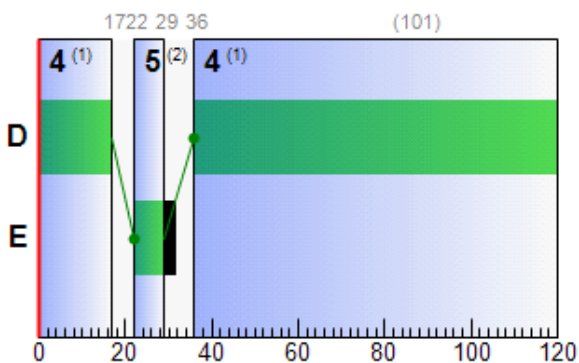
**Resultant Phase Green Periods**

Controller Stream	Phase	Green period	Is base green period	Start time (s)	End time (s)	Duration (s)
770-2	D	1	✓	36	17	101
	E	1	✓	22	29	7

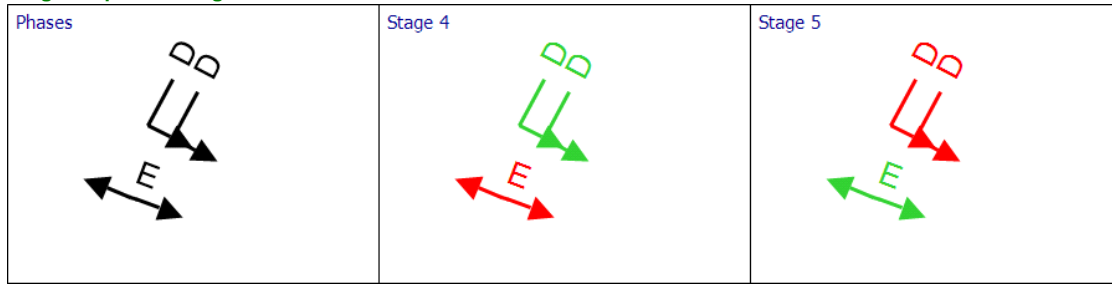
**Traffic Stream Green Times**

Arm	Traffic Stream	Traffic Node	Controller Stream	Phase	Green Period 1			Green Period 2		
					Start	End	Duration	Start	End	Duration
Dxp	1	3-2	770-2	D	36	17	101			
Dxp	2	3-2	770-2	D	36	17	101			

**Phase Timings Diagram for Controller Stream 770-2**



**Stage Sequence Diagram for Controller Stream 770-2**



**Controller Stream 770-3**

Controller Stream	Name	Description	Use sequence	Cycle time source	Cycle time (s)
770-3	(untitled)		1	NetworkDefault	120

**Controller Stream 770-3 - Properties**

Controller Stream	Manufacturer name	Type	Model number	(Telephone) Line Number	Site number	Grid reference	Gaining delay type
770-3	Unspecified						Absolute

**Controller Stream 770-3 - Optimisation**

Controller Stream	Allow offset optimisation	Allow green split optimisation	Optimisation level	Auto redistribute	Enable stage constraint
770-3			None		

**Phases**

Controller Stream	Phase	Name	Minimum green (s)	Maximum green (s)	Relative start displacement (s)	Relative end displacement (s)	Type	Blackout Time (s)
770-3	F	(untitled)	7	300	0	0	Traffic	
	G	(untitled)	4	300	0	0	Traffic	
	H	(untitled)	4	300	0	0	Traffic	
	I	(untitled)	5	300	0	0	Pedestrian	3
	J	(untitled)	5	300	0	0	Pedestrian	3
	K	(untitled)	10	300	0	0	Pedestrian	3

**Library Stages**

Controller Stream	Library Stage	Phases in stage	User stage minimum (s)
770-3	7	F, I, J	1
	8	G, H, K	1
	9	G, H	1

**Losing / Gaining Phase Delays**

Controller Stream	Delay	Type	Phase	From stage	To stage	Relative delay
770-3	1	Losing	I	7	8	2
	2	Losing	F	7	8	2
	3	Losing	G	8	7	7
	4	Losing	H	8	7	5
	5	Losing	I	7	9	4
	6	Losing	F	7	9	4
	7	Losing	G	9	7	7
	8	Losing	H	9	7	5
	9	Losing	J	7	9	2

**Stage Sequences**

Controller Stream	Sequence	Name	Multiple cycling	Equal length multiple cycling	Stage IDs	Stage ends	Multiple cycling stage IDs	Multiple cycling stage ends
770-3	1	(untitled)	Double	✓	7, 9	10, 28	7, 9	70, 88

**Intergreen Matrix for Controller Stream 770-3**

		To					
		F	G	H	I	J	K
From	F		7	5			6
	G	4			5		
	H	6				5	
	I		7				
	J			7			
	K	11					

**Banned Stage transitions for Controller Stream 770-3**

		To		
		7	8	9
From	7			
	8			
	9			

**Interstage Matrix for Controller Stream 770-3**

		To		
		7	8	9
From	7	0	9	11
	8	12	0	0
	9	12	0	0

**Resultant Stages**

Controller Stream	Resultant Stage	Is base stage	Library Stage ID	Phases in this stage	Stage start (s)	Stage end (s)	Stage duration (s)	User stage minimum (s)	Stage minimum (s)
770-3	1	✓	7	F,I,J	100	10	30	1	2
	2	✓	9	G,H	21	28	7	1	1
	3		7	F,I,J	40	70	30	1	2
	4		9	G,H	81	88	7	1	1

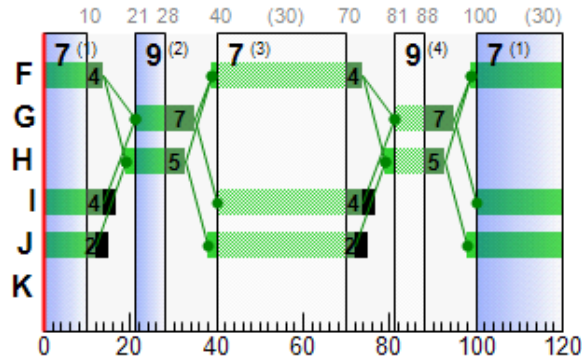
**Resultant Phase Green Periods**

Controller Stream	Phase	Green period	Is base green period	Start time (s)	End time (s)	Duration (s)
770-3	F	1		39	74	35
		2	✓	99	14	35
	G	1	✓	21	35	14
		2		81	95	14
	H	1	✓	19	33	14
		2		79	93	14
	I	1		40	74	34
		2	✓	100	14	34
	J	1		38	72	34
		2	✓	98	12	34

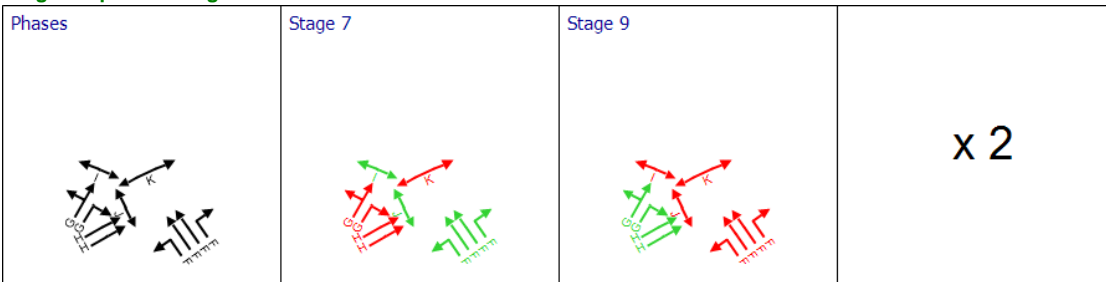
**Traffic Stream Green Times**

Arm	Traffic Stream	Traffic Node	Controller Stream	Phase	Green Period 1			Green Period 2		
					Start	End	Duration	Start	End	Duration
Ec	1	4	770-3	F	39	74	35	99	14	35
Ec	2	4	770-3	F	39	74	35	99	14	35
Ec	3	4	770-3	F	39	74	35	99	14	35
Ec	4	4	770-3	F	39	74	35	99	14	35
E1	1	4	770-3	G	21	35	14	81	95	14
E1	2	4	770-3	G	21	35	14	81	95	14
E2	3	4	770-3	H	19	33	14	79	93	14
E2	4	4	770-3	H	19	33	14	79	93	14

**Phase Timings Diagram for Controller Stream 770-3**



**Stage Sequence Diagram for Controller Stream 770-3**



**Controller Stream 770-4**

Controller Stream	Name	Description	Use sequence	Cycle time source	Cycle time (s)
770-4	(untitled)		1	NetworkDefault	120

**Controller Stream 770-4 - Properties**

Controller Stream	Manufacturer name	Type	Model number	(Telephone) Line Number	Site number	Grid reference	Gaining delay type
770-4	Unspecified						Absolute

**Controller Stream 770-4 - Optimisation**

Controller Stream	Allow offset optimisation	Allow green split optimisation	Optimisation level	Auto redistribute	Enable stage constraint
770-4			None		

**Phases**

Controller Stream	Phase	Name	Minimum green (s)	Maximum green (s)	Relative start displacement (s)	Relative end displacement (s)	Type	Blackout Time (s)
770-4	L	(untitled)	7	300	0	0	Traffic	
	M	(untitled)	6	300	0	0	Pedestrian	3

**Library Stages**

Controller Stream	Library Stage	Phases in stage	User stage minimum (s)
770-4	11	L	1
	12	M	1

**Stage Sequences**

Controller Stream	Sequence	Name	Multiple cycling	Stage IDs	Stage ends
770-4	1	(untitled)	Single	11, 12	19, 32

**Intergreen Matrix for Controller Stream 770-4**

		To	
		L	M
From	L		5
	M	7	

**Banned Stage transitions for Controller Stream 770-4**

		To	
		11	12
From	11		
	12		

**Interstage Matrix for Controller Stream 770-4**

		To	
		11	12
From	11	0	5
	12	7	0

**Resultant Stages**

Controller Stream	Resultant Stage	Is base stage	Library Stage ID	Phases in this stage	Stage start (s)	Stage end (s)	Stage duration (s)	User stage minimum (s)	Stage minimum (s)
770-4	1	✓	11	L	39	19	100	1	7
	2	✓	12	M	24	32	8	1	6

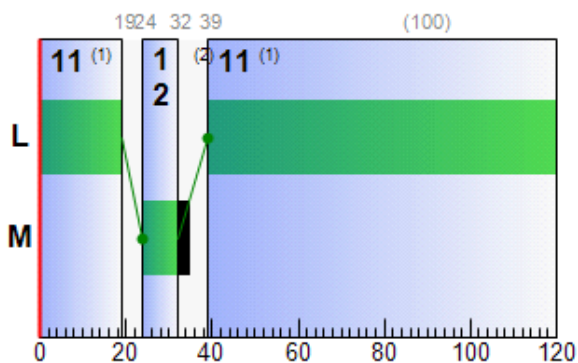
**Resultant Phase Green Periods**

Controller Stream	Phase	Green period	Is base green period	Start time (s)	End time (s)	Duration (s)
770-4	L	1	✓	39	19	100
	M	1	✓	24	32	8

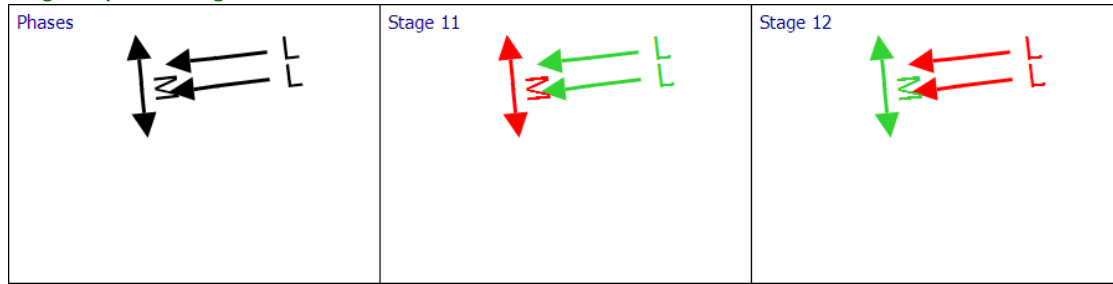
**Traffic Stream Green Times**

Arm	Traffic Stream	Traffic Node	Controller Stream	Phase	Green Period 1			Green Period 2		
					Start	End	Duration	Start	End	Duration
Exp	1	4-2	770-4	L	39	19	100			
Exp	2	4-2	770-4	L	39	19	100			

**Phase Timings Diagram for Controller Stream 770-4**



**Stage Sequence Diagram for Controller Stream 770-4**



**Controller Stream 771-1**

Controller Stream	Name	Description	Use sequence	Cycle time source	Cycle time (s)
771-1	(untitled)		1	NetworkDefault	120

**Controller Stream 771-1 - Properties**

Controller Stream	Manufacturer name	Type	Model number	(Telephone) Line Number	Site number	Grid reference	Gaining delay type
771-1	Unspecified						Absolute

**Controller Stream 771-1 - Optimisation**

Controller Stream	Allow offset optimisation	Allow green split optimisation	Optimisation level	Auto redistribute	Enable stage constraint
771-1			None		

**Phases**

Controller Stream	Phase	Name	Minimum green (s)	Maximum green (s)	Relative start displacement (s)	Relative end displacement (s)	Type	Blackout Time (s)
771-1	A	(untitled)	7	300	0	0	Traffic	
	B	(untitled)	7	300	0	0	Traffic	
	C	(untitled)	9	300	0	0	Pedestrian	3

**Library Stages**

Controller Stream	Library Stage	Phases in stage	User stage minimum (s)
771-1	1	A, C	1
	2	A	1
	3	B	1

**Losing / Gaining Phase Delays**

Controller Stream	Delay	Type	Phase	From stage	To stage	Relative delay
771-1	1	Losing	A	1	3	6

**Stage Sequences**

Controller Stream	Sequence	Name	Multiple cycling	Equal length multiple cycling	Stage IDs	Stage ends	Multiple cycling stage IDs	Multiple cycling stage ends
771-1	1	(untitled)	Double	✓	1, 3	20, 41	1, 3	80, 101

**Intergreen Matrix for Controller Stream 771-1**

		To		
		A	B	C
From	A		5	
	B	5		5
	C		11	

**Banned Stage transitions for Controller Stream 771-1**

		To		
		1	2	3
From	1			
	2			
	3			

**Interstage Matrix for Controller Stream 771-1**

		To		
		1	2	3
From	1	0	0	11
	2	0	0	5
	3	5	5	0

**Resultant Stages**

Controller Stream	Resultant Stage	Is base stage	Library Stage ID	Phases in this stage	Stage start (s)	Stage end (s)	Stage duration (s)	User stage minimum (s)	Stage minimum (s)
771-1	1	✓	1	A,C	106	20	34	1	9
	2	✓	3	B	31	41	10	1	7
	3		1	A,C	46	80	34	1	9
	4		3	B	91	101	10	1	7

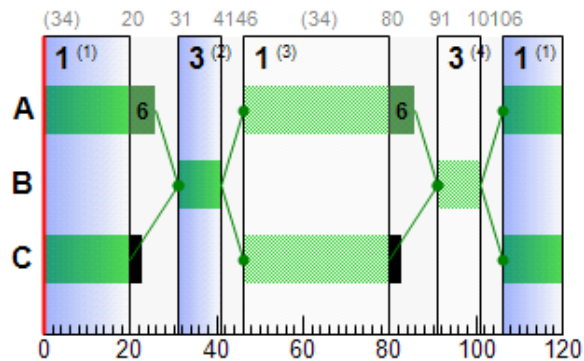
**Resultant Phase Green Periods**

Controller Stream	Phase	Green period	Is base green period	Start time (s)	End time (s)	Duration (s)
771-1	A	1		46	86	40
		2	✓	106	26	40
	B	1	✓	31	41	10
		2		91	101	10
	C	1		46	80	34
		2	✓	106	20	34

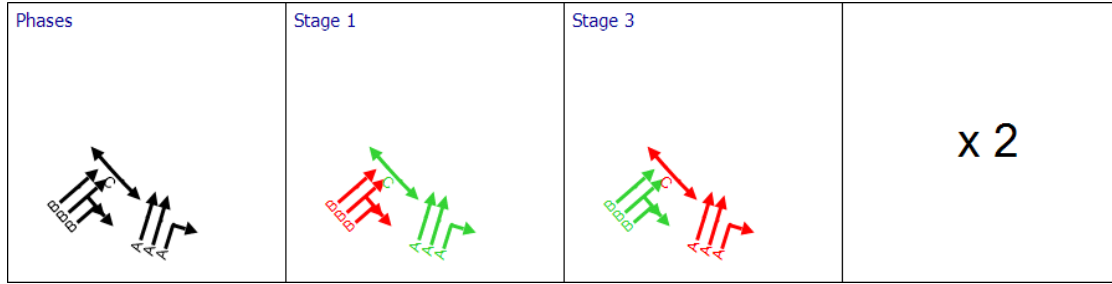
**Traffic Stream Green Times**

Arm	Traffic Stream	Traffic Node	Controller Stream	Phase	Green Period 1			Green Period 2		
					Start	End	Duration	Start	End	Duration
F	1	5	771-1	B	31	41	10	91	101	10
F	2	5	771-1	B	31	41	10	91	101	10
F	3	5	771-1	B	31	41	10	91	101	10
Fc	1	5	771-1	A	46	86	40	106	26	40
Fc	2	5	771-1	A	46	86	40	106	26	40
Fc	3	5	771-1	A	46	86	40	106	26	40

**Phase Timings Diagram for Controller Stream 771-1**



**Stage Sequence Diagram for Controller Stream 771-1**



**Controller Stream 771-2**

Controller Stream	Name	Description	Use sequence	Cycle time source	Cycle time (s)
771-2	(untitled)		1	NetworkDefault	120

**Controller Stream 771-2 - Properties**

Controller Stream	Manufacturer name	Type	Model number	(Telephone) Line Number	Site number	Grid reference	Gaining delay type
771-2	Unspecified						Absolute

**Controller Stream 771-2 - Optimisation**

Controller Stream	Allow offset optimisation	Allow green split optimisation	Optimisation level	Auto redistribute	Enable stage constraint
771-2			None		

**Phases**

Controller Stream	Phase	Name	Minimum green (s)	Maximum green (s)	Relative start displacement (s)	Relative end displacement (s)	Type
771-2	(ALL)	(untitled)	7	300	0	0	Traffic

**Library Stages**

Controller Stream	Library Stage	Phases in stage	User stage minimum (s)
771-2	5	D	1
	6	E	1

**Stage Sequences**

Controller Stream	Sequence	Name	Multiple cycling	Equal length multiple cycling	Stage IDs	Stage ends	Multiple cycling stage IDs	Multiple cycling stage ends
771-2	1	(untitled)	Double	✓	5, 6	18, 41	5, 6	78, 101

**Intergreen Matrix for Controller Stream 771-2**

		To	
		D	E
From	D		5
	E	5	

**Banned Stage transitions for Controller Stream 771-2**

		To	
		5	6
From	5		
	6		

**Interstage Matrix for Controller Stream 771-2**

		To	
		5	6
From	5	0	5
	6	5	0

**Resultant Stages**

Controller Stream	Resultant Stage	Is base stage	Library Stage ID	Phases in this stage	Stage start (s)	Stage end (s)	Stage duration (s)	User stage minimum (s)	Stage minimum (s)
771-2	1	✓	5	D	106	18	32	1	7
	2	✓	6	E	23	41	18	1	7
	3		5	D	46	78	32	1	7
	4		6	E	83	101	18	1	7

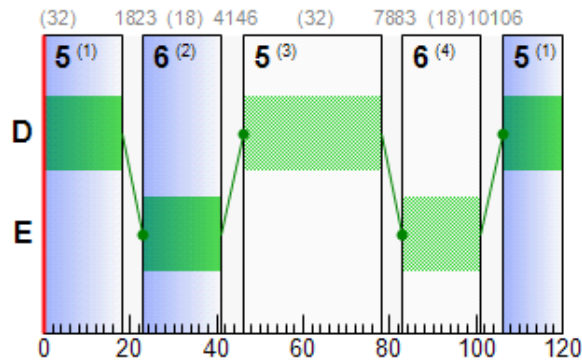
**Resultant Phase Green Periods**

Controller Stream	Phase	Green period	Is base green period	Start time (s)	End time (s)	Duration (s)
771-2	D	1		46	78	32
		2	✓	106	18	32
	E	1	✓	23	41	18
		2		83	101	18

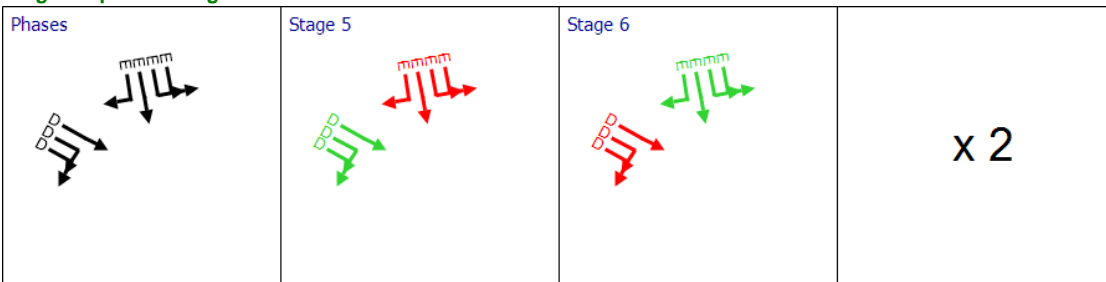
**Traffic Stream Green Times**

Arm	Traffic Stream	Traffic Node	Controller Stream	Phase	Green Period 1			Green Period 2		
					Start	End	Duration	Start	End	Duration
A	1	6	771-2	E	23	41	18	83	101	18
A	2	6	771-2	E	23	41	18	83	101	18
A	3	6	771-2	E	23	41	18	83	101	18
A	4	6	771-2	E	23	41	18	83	101	18
Ac	1	6	771-2	D	46	78	32	106	18	32
Ac	2	6	771-2	D	46	78	32	106	18	32
Ac	3	6	771-2	D	46	78	32	106	18	32

**Phase Timings Diagram for Controller Stream 771-2**



**Stage Sequence Diagram for Controller Stream 771-2**



**Controller Stream TC777-1**

Controller Stream	Name	Description	Use sequence	Cycle time source	Cycle time (s)
TC777-1	A653 Dewsbury Road / Topcliffe Lane		1	NetworkDefault	120

**Controller Stream TC777-1 - Properties**

Controller Stream	Manufacturer name	Type	Model number	(Telephone) Line Number	Site number	Grid reference	Gaining delay type
TC777-1	Unspecified						Absolute

### Controller Stream TC777-1 - Optimisation

Controller Stream	Allow offset optimisation	Allow green split optimisation	Optimisation level	Auto redistribute	Enable stage constraint
TC777-1	✓	✓	None		

### Phases

Controller Stream	Phase	Name	Minimum green (s)	Maximum green (s)	Relative start displacement (s)	Relative end displacement (s)	Type	Blackout Time (s)
TC777-1	A	Dewsbury Rd NB	7	300	0	1	Traffic	
	B	Dewsbury Rd SB	7	300	0	2	Traffic	
	C	Dewsbury Rd NB RT	7	300	0	0	Traffic	
	D	Topcliffe Ln RT	7	300	0	0	Traffic	
	E	Side Road	7	300	0	0	Traffic	
	F	Ped Xing at D	5	300	0	0	Pedestrian	3
	G	Ped Xing at B	7	300	0	0	Pedestrian	3
	H	Ped Xing at A AH	6	300	0	0	Pedestrian	3
	I	Ped Xing at A LT	5	300	0	0	Pedestrian	3

### Library Stages

Controller Stream	Library Stage	Phases in stage	User stage minimum (s)
TC777-1	1	A, B, F	1
	2	A, C, F, G	1
	3	B, F, H, I	1
	4	D, E	1
	5	D, H, I	1
	6	E, F, I	1

### Stage Sequences

Controller Stream	Sequence	Name	Multiple cycling	Stage IDs	Stage ends
TC777-1	1	(untitled)	Single	1, 2, 5	89, 105, 118

### Intergreen Matrix for Controller Stream TC777-1

		To									
		A	B	C	D	E	F	G	H	I	
From	A				5	5			7	5	
	B			5	5	5		5			
	C		6		5	5					
	D	5	5	6			5				
	E	5	5	5					8		
	F				5						
	G		10								
	H	6				6					
	I	5									

### Banned Stage transitions for Controller Stream TC777-1

		To					
		1	2	3	4	5	6
From	1						
	2						
	3						
	4						
	5						
	6						

**Interstage Matrix for Controller Stream TC777-1**

From	To					
	1	2	3	4	5	6
1	0	5	7	5	7	5
2	10	0	10	5	7	5
3	6	6	0	6	5	6
4	5	6	8	0	8	5
5	6	6	5	6	0	6
6	5	5	8	5	8	0

**Resultant Stages**

Controller Stream	Resultant Stage	Is base stage	Library Stage ID	Phases in this stage	Stage start (s)	Stage end (s)	Stage duration (s)	User stage minimum (s)	Stage minimum (s)
TC777-1	1	✓	1	A,B,F	4	89	85	1	6
	2	✓	2	A,C,F,G	94	105	11	1	7
	3	✓	5	D,H,I	112	118	6	1	6

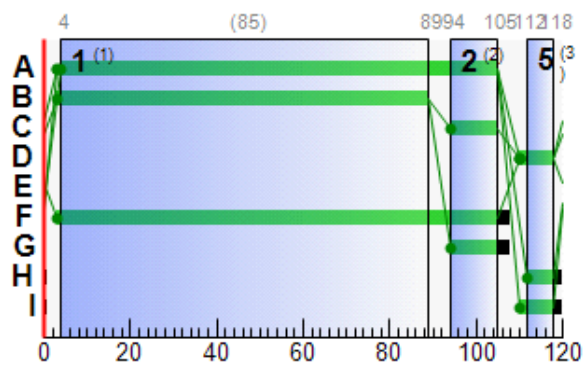
**Resultant Phase Green Periods**

Controller Stream	Phase	Green period	Is base green period	Start time (s)	End time (s)	Duration (s)
TC777-1	A	1	✓	4	105	101
	B	1	✓	3	89	86
	C	1	✓	94	105	11
	D	1	✓	110	118	8
	F	1	✓	3	105	102
	G	1	✓	94	105	11
	H	1	✓	112	118	6
	I	1	✓	110	118	8

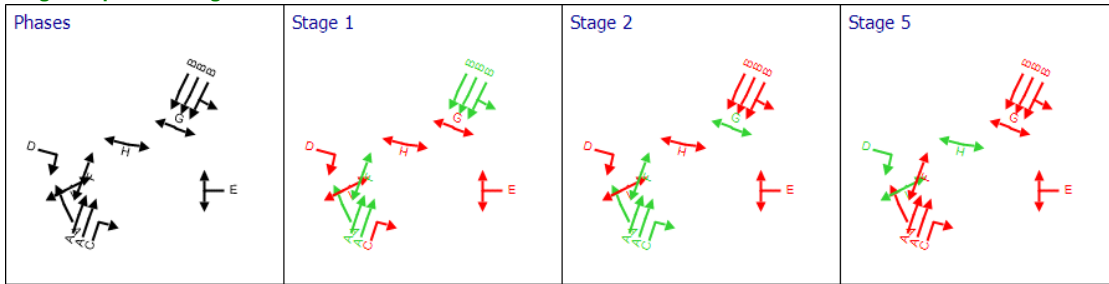
**Traffic Stream Green Times**

Am	Traffic Stream	Traffic Node	Controller Stream	Phase	Green Period 1			Green Period 2		
					Start	End	Duration	Start	End	Duration
TC5	2	TC771-6	TC777-1	A	4	105	101			
TC5	3	TC771-6	TC777-1	A	4	105	101			
TC5	4	TC771-6	TC777-1	C	94	105	11			
TC9	1	TC771-6	TC777-1	B	3	89	86			
TC9	2	TC771-6	TC777-1	B	3	89	86			
TC9	3	TC771-6	TC777-1	B	3	89	86			
TC35	1	TC771-6	TC777-1	A	4	105	101			
TC41	1	TC771-6	TC777-1	D	110	118	8			
TC42	1	TC771-6	TC777-1	E						

**Phase Timings Diagram for Controller Stream TC777-1**



**Stage Sequence Diagram for Controller Stream TC777-1**



**Controller Stream TC777-2**

Controller Stream	Name	Description	Use sequence	Cycle time source	Cycle time (s)
TC777-2	Topcliffe Ln LT Ped		1	NetworkDefault	120

**Controller Stream TC777-2 - Properties**

Controller Stream	Manufacturer name	Type	Model number	(Telephone) Line Number	Site number	Grid reference	Gaining delay type
TC777-2	Unspecified						Absolute

**Controller Stream TC777-2 - Optimisation**

Controller Stream	Allow offset optimisation	Allow green split optimisation	Optimisation level	Auto redistribute	Enable stage constraint
TC777-2	✓	✓	None		

**Phases**

Controller Stream	Phase	Name	Minimum green (s)	Maximum green (s)	Relative start displacement (s)	Relative end displacement (s)	Type	Blackout Time (s)
TC777-2	J	Topcliffe Ln LT	7	300	0	0	Traffic	
	K	Ped Xing at J	5	300	0	0	Pedestrian	3

**Library Stages**

Controller Stream	Library Stage	Phases in stage	User stage minimum (s)
TC777-2	1	J	1
	2	K	1

**Stage Sequences**

Controller Stream	Sequence	Name	Multiple cycling	Stage IDs	Stage ends
TC777-2	1	(untitled)	Single	1, 2	30, 40

**Intergreen Matrix for Controller Stream TC777-2**

		To	
		J	K
From	J		5
	K	5	

**Banned Stage transitions for Controller Stream TC777-2**

		To	
		1	2
From	1		
	2		

**Interstage Matrix for Controller Stream TC777-2**

		To	
		1	2
From	1	0	5
	2	5	0

**Resultant Stages**

Controller Stream	Resultant Stage	Is base stage	Library Stage ID	Phases in this stage	Stage start (s)	Stage end (s)	Stage duration (s)	User stage minimum (s)	Stage minimum (s)
TC777-2	1	✓	1	J	45	30	105	1	7
	2	✓	2	K	35	40	5	1	5

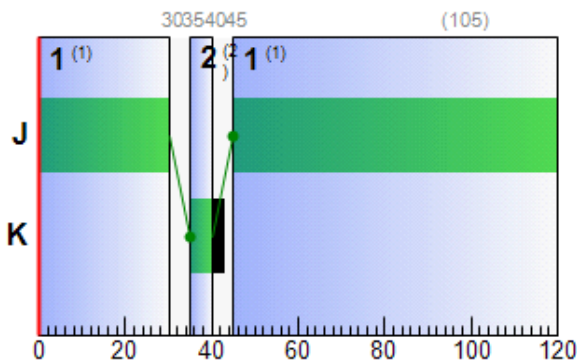
**Resultant Phase Green Periods**

Controller Stream	Phase	Green period	Is base green period	Start time (s)	End time (s)	Duration (s)
TC777-2	J	1	✓	45	30	105
	K	1	✓	35	40	5

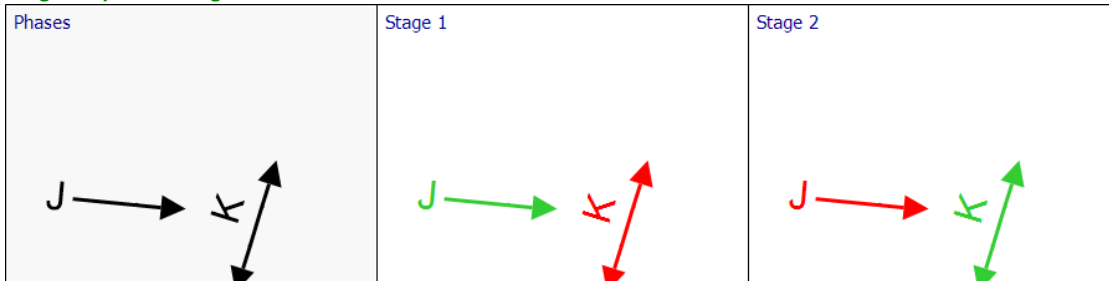
**Traffic Stream Green Times**

Arm	Traffic Stream	Traffic Node	Controller Stream	Phase	Green Period 1			Green Period 2		
					Start	End	Duration	Start	End	Duration
TC37	1	TC771-6	TC777-2	J	45	30	105			

**Phase Timings Diagram for Controller Stream TC777-2**



**Stage Sequence Diagram for Controller Stream TC777-2**



**Resultant penalties**

Time Segment	Controller stream	Phase min max penalty (£ per hr)	Intergreen broken penalty (£ per hr)	Stage constraint broken penalty (£ per hr)	Cost of controller stream penalties (£ per hr)
07:30-08:30	(ALL)	0.00	0.00	0.00	0.00

**Results - Link**

**Results - Traffic Stream**

**Results - Traffic Stream: Vehicle summary**

Time Segment	Arm	Traffic Stream	Name	Phase	Calculated flow entering (PCU/hr)	Calculated sat flow (PCU/hr)	Actual green (s per cycle)	Calculated capacity (PCU/hr)	Degree of saturation (%)	Practical reserve capacity (%)	Mean Delay per Veh (s)	Mean max queue (PCU)	Utilised storage (%)	JourneyTime (s)
		1	(untitled)	E	344	2050	36	649	53	70	15.03	5.16	39.81	20.61

07:30-08:30	A	2	(untitled)	E	202	2050	36	649	31	189	12.02	2.76	20.61	17.79
		3	(untitled)	E	319	2050	36	649	49	83	15.10	5.04	36.86	20.99
		4	(untitled)	E	277	2050	36	649	43	111	14.04	4.85	34.68	20.07
	Ac	1	(untitled)	D	997	2263	64	1245	80	12	12.93	6.57	39.45	20.11
		2	(untitled)	D	176	2263	64	1196	15	512	1.60	2.12	13.20	11.09
		3	(untitled)	D	295	2263	64	1245	24	280	1.71	4.69	30.69	8.31
	Acf	1	(untitled)		1173	2263	120	2263	52	74	0.85	0.28	2.30	6.07
		2	(untitled)		295	2263	120	2263	13	590	0.12	0.01	0.08	7.36
	Af	1	(untitled)		546	2050	120	2050	27	238	0.32	0.05	0.52	6.74
		2	(untitled)		319	2050	120	2050	16	478	0.16	0.01	0.15	6.55
		3	(untitled)		277	2050	120	2050	14	566	0.14	0.01	0.11	6.50
	B	1	(untitled)	B	279	2050	38	683	41	120	17.26	3.40	20.63	24.36
		2	(untitled)	B	392	2150	38	709	55	63	19.52	5.20	30.78	26.81
		3	(untitled)	B	508	2100	38	689	74	22	24.91	7.30	42.11	32.39
		4	(untitled)	B	503	2050	38	683	74	22	24.88	7.75	43.53	37.17
	Bc	1	(untitled)	A	414	2050	58	1025	40	123	3.97	2.07	8.95	15.93
		2	(untitled)	A	499	2050	58	1025	49	85	6.06	2.16	9.46	17.89
		3	(untitled)	A	356	2050	58	1025	35	159	3.03	0.52	2.29	14.74
	Bcf	1	(untitled)		1341	2263	120	2263	59	52	1.15	0.43	3.94	5.30
		2	(untitled)		414	2263	120	2263	18	392	0.18	0.02	0.19	5.48
		3	(untitled)		499	2263	120	2263	22	308	0.22	0.03	0.29	5.87
		4	(untitled)		356	2263	120	2263	16	472	0.15	0.01	0.14	6.15
	Bf	1	(untitled)		671	1800	120	1800	37	141	0.59	0.11	0.28	27.93
		2	(untitled)		1011	1800	120	1800	56	60	1.28	0.36	0.90	28.69
	C	1	(untitled)	G	512	2100	30	560	91	-2	49.86	11.80	56.01	64.40
		2	(untitled)	G	564	2200	30	587	96	-6	136.01	27.38	128.65	150.69
		3	(untitled)	G	356	2050	30	547	65	38	24.91	6.52	30.17	39.83
	Cf	1	(untitled)		510	1965	120	1965	26	247	0.32	0.05	0.18	17.67
		2	(untitled)		943	1965	120	920	102	-12	119.83	45.72	180.23	137.33
	D	1	(untitled)	B	364	2050	40	718	51	77	25.81	4.84	50.58	29.94
2		(untitled)	B	648	1850	40	648	100	-10	100.96	21.52	224.95	105.09	
3		(untitled)	B	740	2250	40	743	100	-10	76.80	19.38	210.73	80.77	
Dc	1	(untitled)	A	918	2100	60	1085	85	6	16.34	9.14	103.71	20.14	
	2	(untitled)	A	751	2100	60	1085	69	30	11.74	7.56	89.19	15.39	
	3	(untitled)	A	639	2100	60	803	80	13	14.13	6.77	83.16	17.64	
	4	(untitled)	A	859	2100	60	945	91	-1	25.98	10.32	132.42	29.34	
Dcf	1	(untitled)		589	2050	120	2050	29	213	0.35	0.06	0.50	5.30	
	2	(untitled)		1150	2100	120	1619	71	27	6.28	9.00	78.51	11.22	
	3	(untitled)		751	2100	120	1721	44	106	1.30	2.39	20.04	6.79	
	4	(untitled)		639	2100	120	2100	30	196	0.37	0.07	0.57	7.60	
	5	(untitled)		859	2100	120	1744	49	83	4.57	9.69	83.29	9.59	
Df	1	(untitled)		1053	1900	120	1012	104	-14	111.30	45.68	131.34	135.30	
	2	(untitled)		740	2250	120	1579	47	92	4.13	5.55	15.96	28.13	
Dxp	1	(untitled)	D	589	2050	101	1743	34	166	0.94	1.17	14.45	4.44	
	2	(untitled)	D	232	2050	101	1743	13	576	0.31	0.15	1.76	3.96	
Ec	1	(untitled)	F	597	2150	70	1290	46	94	6.46	3.71	42.55	10.21	
	2	(untitled)	F	1222	2263	70	1358	90	0	17.13	10.73	127.38	20.76	
	3	(untitled)	F	1120	2263	70	1358	82	9	9.10	6.09	74.88	12.60	
	4	(untitled)	F	513	2250	70	1350	38	137	13.52	7.02	87.93	16.96	
Ecf	1	(untitled)		1074	2100	120	2093	51	75	0.94	4.92	61.63	4.38	
	2	(untitled)		960	2100	120	2100	46	97	0.72	0.19	2.38	4.20	
	3	(untitled)		1222	2263	120	1665	73	23	6.96	7.40	90.67	10.48	
	4	(untitled)		1663	2300	120	1931	86	5	7.29	8.49	96.95	11.16	
Ef	1	(untitled)		834	1900	120	1900	44	105	0.74	0.17	0.77	16.05	
	2	(untitled)		471	1900	120	1900	25	263	0.31	0.04	0.18	15.62	
Exp	1	(untitled)	L	1074	2050	100	1725	62	45	2.87	5.20	57.70	6.76	
	2	(untitled)	L	363	2050	100	1725	21	328	0.28	2.35	25.12	4.31	
		1	(untitled)	B	307	2100	20	385	80	13	40.83	6.14	41.46	47.22

F	2	(untitled)	B	175	2100	20	385	45	98	25.72	2.68	17.97	32.15
	3	(untitled)	B	223	2100	20	385	58	55	28.76	3.55	23.42	35.30
Fc	1	(untitled)	A	1433	2263	80	1546	93	-3	16.06	10.77	33.81	35.17
	2	(untitled)	A	1164	2263	80	1410	83	9	9.89	12.09	38.30	28.62
Ff	1	(untitled)		482	1900	120	1900	25	255	0.32	0.04	0.09	33.41
	2	(untitled)		223	1900	120	1900	12	667	0.13	0.01	0.02	33.17
G	1	(untitled)	F	339	2050	28	488	70	29	45.35	7.54	27.77	61.42
	2	(untitled)	F	162	2050	28	500	32	178	41.42	2.78	10.47	52.87
Gf	1	(untitled)		336	2050	120	2049	16	449	0.18	2.34	34.59	3.10
	2	(untitled)		135	2050	120	2047	7	1264	0.11	2.33	34.79	2.99
xA	1	(untitled)		1514	2263	120	2209	69	31	2.08	10.03	25.11	19.30
	2	(untitled)		1361	2263	120	2256	60	49	1.23	2.81	7.01	18.47
xB	1	(untitled)		1341	Unrestricted	120	Unrestricted	0	Unrestricted	0.00	0.00	0.00	5.79
xC	1	(untitled)		559	1900	120	1199	47	93	6.64	9.49	47.21	15.31
	2	(untitled)		337	1900	120	1358	25	263	2.98	4.71	23.35	11.68
xD	1	(untitled)		589	Unrestricted	120	Unrestricted	0	Unrestricted	0.00	0.00	0.00	9.13
	2	(untitled)		232	Unrestricted	120	Unrestricted	0	Unrestricted	0.00	0.00	0.00	9.21
xE	1	(untitled)		1074	Unrestricted	120	Unrestricted	0	Unrestricted	0.00	0.00	0.00	13.04
	2	(untitled)		363	Unrestricted	120	Unrestricted	0	Unrestricted	0.00	0.00	0.00	13.04
xF	1	(untitled)		648	Unrestricted	120	Unrestricted	0	Unrestricted	0.00	0.00	0.00	12.19
Cc1	1	(untitled)	E	395	2050	64	1128	35	157	7.43	2.62	15.74	14.08
E1	1	(untitled)	G	306	2050	28	513	60	51	24.99	4.43	31.86	30.99
	2	(untitled)	G	528	2200	28	550	96	-6	68.44	14.48	104.04	74.44
Gf1	1	(untitled)		30	677	120	677	4	1932	1.82	0.21	2.51	5.51
Cc2	2	(untitled)	D	521	2150	66	1201	43	107	10.92	4.88	30.65	17.98
	3	(untitled)	D	741	2050	66	1162	64	41	14.62	13.43	86.53	22.00
	4	(untitled)	D	791	2150	66	1041	76	18	17.59	12.98	83.91	24.55
	5	(untitled)	D	503	2050	66	1162	43	108	16.88	11.76	76.29	24.86
E2	3	(untitled)	H	336	2150	28	524	64	40	26.25	5.25	56.70	30.25
	4	(untitled)	H	135	2050	28	513	26	242	19.34	2.37	25.04	23.41
TC5	2	(untitled)	A	1138	2263	101	1942	59	54	2.19	3.29	82.04	4.95
	3	(untitled)	A	1361	2263	101	1942	70	28	2.38	2.51	62.62	5.14
	4	(untitled)	C	0	1800	11	180	0	Unrestricted	0.00	0.00	0.00	0.00
TC9	1	(untitled)	B	521	1925	86	1428	36	147	6.22	5.50	34.47	17.22
	2	(untitled)	B	305	1966	86	1458	21	330	5.07	3.01	18.78	16.12
	3	(untitled)	B	267	1947	86	1444	18	387	4.92	2.47	15.31	16.05
TC35	1	(untitled)	A	375	1900	101	1631	23	291	1.61	1.52	36.15	4.50
TC36	1	(untitled)		67	1800	120	1800	4	2318	0.04	0.00	0.02	3.07
TC37	1	(untitled)	J	18	1850	105	1634	1	8071	0.89	0.07	0.91	4.08
TC38	1	(untitled)		18	238	120	238	8	1089	4.64	2.42	65.23	6.17
TC39	2	(untitled)		1138	2263	120	2263	50	79	0.80	0.25	4.15	3.34
	3	(untitled)		1361	2263	120	2263	60	50	1.20	0.45	7.83	3.59
TC40	2	(untitled)		1156	Unrestricted	120	Unrestricted	0	Unrestricted	0.00	0.00	0.00	4.23
	3	(untitled)		1361	Unrestricted	120	Unrestricted	0	Unrestricted	0.00	0.00	0.00	4.02
TC41	1	(untitled)	D	49	1850	8	139	35	155	59.75	2.51	26.43	63.68
TC42	1	(untitled)	E	0	0	0	0	0	-100	0.00	0.00	0.00	0.00
TC43	1	(untitled)		0	1800	120	1800	0	Unrestricted	0.00	0.00	0.00	0.00
47	1	(untitled)		896	1300	120	1300	69	31	3.05	0.76	3.27	19.09
48	1	(untitled)		1459	1965	120	1950	75	20	3.29	50.55	527.28	9.91
49	1	(untitled)		521	1900	120	1900	27	228	0.36	0.05	1.13	3.51
	2	(untitled)		572	1900	120	1900	30	199	0.41	0.06	1.42	3.56
50	1	(untitled)		1682	1900	120	1900	89	2	7.04	3.29	39.28	12.82
51	1	(untitled)		705	1900	120	1900	37	143	0.56	0.11	1.68	5.05

## Data Entry - Stage Start and End

### Resultant Stage

Controller Stream	Resultant Stage	Is base stage	Library Stage ID	Phases in this stage	Stage start (s)	Stage end (s)	Stage duration (s)	User stage minimum (s)	Stage minimum (s)
769-1	1	✓	1	A	96	5	29	1	7
	2	✓	2	B	12	31	19	1	7
	3		1	A	36	65	29	1	7
	4		2	B	72	91	19	1	7
769-2	1	✓	4	D,E,H,I	97	4	27	1	3
	2	✓	5	F,G,J,K	15	23	8	1	8
	3		4	D,E,H,I	37	64	27	1	3
	4		5	F,G,J,K	75	83	8	1	8
770-1	1	✓	1	A,C	99	7	28	1	5
	2	✓	2	B	14	34	20	1	7
	3		1	A,C	39	67	28	1	5
	4		2	B	74	94	20	1	7
770-2	1	✓	4	D	36	17	101	1	7
	2	✓	5	E	22	29	7	1	5
770-3	1	✓	7	F,I,J	100	10	30	1	2
	2	✓	9	G,H	21	28	7	1	1
	3		7	F,I,J	40	70	30	1	2
	4		9	G,H	81	88	7	1	1
770-4	1	✓	11	L	39	19	100	1	7
	2	✓	12	M	24	32	8	1	6
771-1	1	✓	1	A,C	106	20	34	1	9
	2	✓	3	B	31	41	10	1	7
	3		1	A,C	46	80	34	1	9
	4		3	B	91	101	10	1	7
771-2	1	✓	5	D	106	18	32	1	7
	2	✓	6	E	23	41	18	1	7
	3		5	D	46	78	32	1	7
	4		6	E	83	101	18	1	7
TC777-1	1	✓	1	A,B,F	4	89	85	1	6
	2	✓	2	A,C,F,G	94	105	11	1	7
	3	✓	5	D,H,I	112	118	6	1	6
TC777-2	1	✓	1	J	45	30	105	1	7
	2	✓	2	K	35	40	5	1	5

## Data Entry - Phase

### Phase

Controller Stream	Phase	Phase	Minimum green (s)	Maximum green (s)	Relative start displacement (s)	Relative end displacement (s)	Type	
769-1	A	A	7	300	0	0	Traffic	
	B	B	7	300	0	0	Traffic	
	C	C	7	300	0	0	Pedestrian	
769-2	D	D	7	300	0	0	Traffic	
	E	E	7	300	0	0	Traffic	
	F	F	4	300	0	0	Traffic	
	G	G	4	300	0	0	Traffic	
	H	H	5	300	0	0	Pedestrian	
	I	I	7	300	0	0	Pedestrian	
	J	J	10	300	0	0	Pedestrian	
770-1	K	K	5	300	0	0	Pedestrian	
	A	A	7	300	0	0	Traffic	
	B	B	7	300	0	0	Traffic	
770-2	C	C	5	300	0	0	Pedestrian	
	D	D	7	300	0	0	Traffic	
770-3	E	E	5	300	0	0	Pedestrian	
	F	F	7	300	0	0	Traffic	
	G	G	4	300	0	0	Traffic	
	H	H	4	300	0	0	Traffic	
	I	I	5	300	0	0	Pedestrian	
	J	J	5	300	0	0	Pedestrian	
770-4	K	K	10	300	0	0	Pedestrian	
	L	L	7	300	0	0	Traffic	
771-1	M	M	6	300	0	0	Pedestrian	
	A	A	7	300	0	0	Traffic	
	B	B	7	300	0	0	Traffic	
771-2	C	C	9	300	0	0	Pedestrian	
	D	D	7	300	0	0	Traffic	
TC777-1	E	E	7	300	0	0	Traffic	
	F	F	7	300	0	1	Traffic	
	G	G	7	300	0	2	Traffic	
	H	H	7	300	0	0	Traffic	
	I	I	7	300	0	0	Traffic	
	J	J	5	300	0	0	Pedestrian	
	K	K	7	300	0	0	Pedestrian	
	TC777-2	L	L	6	300	0	0	Pedestrian
		I	I	5	300	0	0	Pedestrian
TC777-2	J	J	7	300	0	0	Traffic	
	K	K	5	300	0	0	Pedestrian	

## Data Entry - Traffic Stream

### Traffic Stream

Arm	Traffic Stream	Auto length	Length (m)	Traffic model	Max queue storage (PCU)	Traffic type	Has Saturation Flow	Is signal controlled	Is give way	Saturation flow source	Saturation flow (PCU/hr)	Delay weighting multiplier (%)	Stop weighting multiplier (%)
A	1	✓	74.52	CTM	0.00	Normal	✓	✓		Directly entered	2050	100	100
	2	✓	76.88	CTM	0.00	Normal	✓	✓		Directly entered	2050	100	100
	3	✓	78.61	CTM	0.00	Normal	✓	✓		Directly entered	2050	100	100

	4	✓	80.35	CTM	0.00	Normal	✓	✓		Directly entered	2050	100	100
Ac	1	✓	95.80	CTM	0.00	Normal	✓	✓		Directly entered	2263	100	100
	2	✓	92.34	CTM	0.00	Normal	✓	✓		Directly entered	2263	100	100
	3	✓	87.95	CTM	0.00	Normal	✓	✓		Directly entered	2263	100	100
Acf	1	✓	69.59	CTM	0.00	Normal	✓			Directly entered	2263	100	100
	2	✓	70.42	CTM	0.00	Normal	✓			Directly entered	2263	100	100
Af	1	✓	53.54	CTM	0.00	Normal	✓			Directly entered	2050	100	100
	2	✓	53.19	CTM	0.00	Normal	✓			Directly entered	2050	100	100
	3	✓	53.01	CTM	0.00	Normal	✓			Directly entered	2050	100	100
B	1	✓	94.67	CTM	0.00	Normal	✓	✓		Directly entered	2050	100	100
	2	✓	97.18	CTM	0.00	Normal	✓	✓		Directly entered	2150	100	100
	3	✓	99.69	CTM	0.00	Normal	✓	✓		Directly entered	2100	100	100
	4	✓	102.42	CTM	0.00	Normal	✓	✓		Directly entered	2050	100	100
Bc	1	✓	132.85	CTM	0.00	Normal	✓	✓		Directly entered	2050	100	100
	2	✓	131.47	CTM	0.00	Normal	✓	✓		Directly entered	2050	100	100
	3	✓	130.10	CTM	0.00	Normal	✓	✓		Directly entered	2050	100	100
Bcf	1	✓	62.67	CTM	0.00	Normal	✓			Directly entered	2263	100	100
	2	✓	63.14	CTM	0.00	Normal	✓			Directly entered	2263	100	100
	3	✓	62.35	CTM	0.00	Normal	✓			Directly entered	2263	100	100
	4	✓	62.25	CTM	0.00	Normal	✓			Directly entered	2263	100	100
Bf	1	✓	227.81	CTM	0.00	Normal	✓			Sum of lanes	1800	100	100
	2	✓	228.44	CTM	0.00	Normal	✓			Sum of lanes	1800	100	100
C	1	✓	121.13	CTM	0.00	Normal	✓	✓		Directly entered	2100	100	100
	2	✓	122.36	CTM	0.00	Normal	✓	✓		Directly entered	2200	100	100
	3	✓	124.35	CTM	0.00	Normal	✓	✓		Directly entered	2050	100	100
Cf	1	✓	144.60	CTM	0.00	Normal	✓			Sum of lanes	1965	100	100
	2	✓	145.86	CTM	0.00	Normal	✓			Sum of lanes	1965	100	100
D	1		55.00	CTM	0.00	Normal	✓	✓		Directly entered	2050	100	100
	2		55.00	CTM	0.00	Normal	✓	✓		Directly entered	1850	100	100
	3	✓	52.87	CTM	0.00	Normal	✓	✓		Directly entered	2250	100	100
Dc	1	✓	50.67	CTM	0.00	Normal	✓	✓		Directly entered	2100	100	100
	2	✓	48.72	CTM	0.00	Normal	✓	✓		Directly entered	2100	100	100
	3	✓	46.78	CTM	0.00	Normal	✓	✓		Directly entered	2100	100	100
	4	✓	44.83	CTM	0.00	Normal	✓	✓		Directly entered	2100	100	100

Dcf	1	✓	65.95	CTM	0.00	Normal	✓		Directly entered	2050	100	100
	2	✓	65.92	CTM	0.00	Normal	✓		Directly entered	2100	100	100
	3	✓	68.61	CTM	0.00	Normal	✓		Directly entered	2100	100	100
	4	✓	66.73	CTM	0.00	Normal	✓		Directly entered	2100	100	100
	5	✓	66.90	CTM	0.00	Normal	✓		Directly entered	2100	100	100
Df	1		200.00	NetworkDefault	0.00	Normal	✓		Sum of lanes	1900	100	100
	2		200.00	NetworkDefault	0.00	Normal	✓		Directly entered	2250	100	100
Dxp	1	✓	46.62	NetworkDefault	0.00	Normal	✓	✓	Directly entered	2050	100	100
	2	✓	48.64	NetworkDefault	0.00	Normal	✓	✓	Directly entered	2050	100	100
Ec	1	✓	50.09	CTM	0.00	Normal	✓	✓	Directly entered	2150	100	100
	2	✓	48.43	CTM	0.00	Normal	✓	✓	Directly entered	2263	100	100
	3	✓	46.77	CTM	0.00	Normal	✓	✓	Directly entered	2263	100	100
	4	✓	45.93	CTM	0.00	Normal	✓	✓	Directly entered	2250	100	100
Ecf	1	✓	45.94	CTM	0.00	Normal	✓		Directly entered	2100	100	100
	2	✓	46.37	CTM	0.00	Normal	✓		Directly entered	2100	100	100
	3	✓	46.93	CTM	0.00	Normal	✓		Directly entered	2263	100	100
	4	✓	50.37	CTM	0.00	Normal	✓		Directly entered	2300	100	100
Ef	1	✓	127.54	NetworkDefault	0.00	Normal	✓		Directly entered	1900	100	100
	2	✓	127.54	NetworkDefault	0.00	Normal	✓		Sum of lanes	1900	100	100
Exp	1	✓	51.83	CTM	0.00	Normal	✓	✓	Directly entered	2050	100	100
	2	✓	53.71	CTM	0.00	Normal	✓	✓	Directly entered	2050	100	100
F	1	✓	85.13	CTM	0.00	Normal	✓	✓	Directly entered	2100	100	100
	2	✓	85.72	CTM	0.00	Normal	✓	✓	Directly entered	2100	100	100
	3	✓	87.25	CTM	0.00	Normal	✓	✓	Directly entered	2100	100	100
Fc	1	✓	183.21	CTM	0.00	Normal	✓	✓	Directly entered	2263	100	100
	2	✓	181.45	CTM	0.00	Normal	✓	✓	Directly entered	2263	100	100
	3	✓	180.28	CTM	0.00	Normal	✓	✓	Directly entered	2263	100	100
Ff	1	✓	275.73	CTM	0.00	Normal	✓		Sum of lanes	1900	100	100
	2	✓	275.39	CTM	0.00	Normal	✓		Sum of lanes	1900	100	100
G	1	✓	156.15	CTM	0.00	Normal	✓	✓	Directly entered	2050	100	100
	2	✓	152.60	CTM	0.00	Normal	✓	✓	Directly entered	2050	100	100
Gf	1	✓	38.89	CTM	0.00	Normal	✓		Directly entered	2050	100	100
	2	✓	38.45	CTM	0.00	Normal	✓		Directly entered	2050	100	100

xA	1	✓	229.66	CTM	0.00	Normal	✓			Directly entered	2263	100	100
	2	✓	229.97	CTM	0.00	Normal	✓			Directly entered	2263	100	100
xB	1	✓	77.15	NetworkDefault	0.00	Normal						100	100
xC	1	✓	115.60	CTM	0.00	Normal	✓			Sum of lanes	1900	100	100
	2	✓	115.98	CTM	0.00	Normal	✓			Sum of lanes	1900	100	100
xD	1	✓	121.71	NetworkDefault	0.00	Normal						100	100
	2	✓	122.74	NetworkDefault	0.00	Normal						100	100
xE	1	✓	173.89	NetworkDefault	0.00	Normal						100	100
	2	✓	173.83	NetworkDefault	0.00	Normal						100	100
xF	1	✓	162.53	NetworkDefault	0.00	Normal						100	100
Cc1	1	✓	95.84	CTM	0.00	Normal	✓	✓		Directly entered	2050	100	100
E1	1		80.00	CTM	0.00	Normal	✓	✓		Directly entered	2050	100	100
	2		80.00	CTM	0.00	Normal	✓	✓		Directly entered	2200	100	100
Gf1	1	✓	49.26	NetworkDefault	0.00	Normal			✓			100	100
Cc2	2	✓	91.58	CTM	0.00	Normal	✓	✓		Directly entered	2150	100	100
	3	✓	89.25	CTM	0.00	Normal	✓	✓		Directly entered	2050	100	100
	4	✓	88.96	CTM	0.00	Normal	✓	✓		Directly entered	2150	100	100
	5	✓	88.65	CTM	0.00	Normal	✓	✓		Directly entered	2050	100	100
E2	3	✓	53.28	CTM	0.00	Normal	✓	✓		Directly entered	2150	100	100
	4	✓	54.33	CTM	0.00	Normal	✓	✓		Directly entered	2050	100	100
TC5	2	✓	23.03	CTM	0.00	Normal	✓	✓		Sum of lanes	2263	100	100
	3	✓	23.02	CTM	0.00	Normal	✓	✓		Directly entered	2263	100	100
	4	✓	24.43	CTM	0.00	Normal	✓	✓		Sum of lanes	1800	100	100
TC9	1	✓	91.71	CTM	0.00	Normal	✓	✓		Directly entered	1925	100	100
	2	✓	92.11	CTM	0.00	Normal	✓	✓		Sum of lanes	1966	100	100
	3	✓	92.69	CTM	0.00	Normal	✓	✓		Sum of lanes	1947	100	100
TC35	1	✓	24.16	CTM	0.00	Normal	✓	✓		Directly entered	1900	100	100
TC36	1	✓	25.22	NetworkDefault	0.00	Normal	✓			Sum of lanes	1800	100	100
TC37	1	✓	44.32	CTM	0.00	Normal	✓	✓		Directly entered	1850	100	100
TC38	1	✓	21.32	CTM	0.00	Normal	✓		✓	Directly entered	1850	100	100
TC39	2	✓	35.24	CTM	0.00	Normal	✓			Directly entered	2263	100	100
	3	✓	33.28	CTM	0.00	Normal	✓			Directly entered	2263	100	100
TC40	2	✓	58.74	PDM	0.00	Normal						100	100
	3	✓	55.82	PDM	0.00	Normal						100	100
TC41	1	✓	54.63	CTM	0.00	Normal	✓	✓		Directly entered	1850	100	100
TC42	1	✓	23.35	NetworkDefault	0.00	Normal	✓	✓		Sum of lanes	1771	100	100
TC43	1	✓	51.77	NetworkDefault	0.00	Normal	✓			Sum of lanes	1800	100	100
47	1	✓	133.63	CTM	0.00	Normal	✓			Directly entered	1300	100	100

48	1	✓	55.12	NetworkDefault	0.00	Normal	✓			Sum of lanes	1965	100	100
49	1	✓	26.24	NetworkDefault	0.00	Normal	✓			Directly entered	1900	100	100
	2	✓	26.24	NetworkDefault	0.00	Normal	✓			Directly entered	1900	100	100
50	1	✓	48.15	NetworkDefault	0.00	Normal	✓			Sum of lanes	1900	100	100
51	1	✓	37.47	NetworkDefault	0.00	Normal	✓			Sum of lanes	1900	100	100

## Data entry - Link

## Results - Pedestrian

### Pedestrian Crossings: Pedestrian summary

Time Segment	Pedestrian crossing	Side	Calculated Flow Entering (Ped/hr)	Degree of saturation (%)	Actual green (s (per cycle))	Mean Delay Per Ped (s)	Mean max queue (Ped)
07:30-08:30	1	1	0	0	7	0.00	0.00
		2	0	0	7	0.00	0.00
	2	1	0	0	56	0.00	0.00
		2	0	0	56	0.00	0.00
	3	1	0	0	8	0.00	0.00
		2	0	0	8	0.00	0.00
	4	1	0	0	68	0.00	0.00
		2	0	0	68	0.00	0.00
	5	1	0	0	68	0.00	0.00
		2	0	0	68	0.00	0.00
	6	1	0	0	0	0.00	0.00
		2	0	0	0	0.00	0.00
	7	1	0	0	68	0.00	0.00
		2	0	0	68	0.00	0.00
	8	1	0	0	0	0.00	0.00
		2	0	0	0	0.00	0.00
	9	1	0	0	20	0.00	0.00
		2	0	0	20	0.00	0.00
	10	1	0	0	32	0.00	0.00
		2	0	0	32	0.00	0.00
	11	1	0	0	64	0.00	0.00
		2	0	0	64	0.00	0.00
	12	1	0	0	62	0.00	0.00
		2	0	0	62	0.00	0.00
	13	1	0	0	8	0.00	0.00
		2	0	0	8	0.00	0.00
	14	1	0	0	102	0.00	0.00
		2	0	0	102	0.00	0.00
	15	1	0	0	11	0.00	0.00
		2	0	0	11	0.00	0.00
	16	1	0	0	6	0.00	0.00
		2	0	0	6	0.00	0.00
	17	1	0	0	5	0.00	0.00
		2	0	0	5	0.00	0.00

## Traffic Stream Results

### Traffic Stream Results: Vehicle summary

Time Segment	Arm	Traffic Stream	Degree of saturation (%)	Practical reserve capacity (%)	Calculated flow entering (PCU/hr)	Calculated sat flow (PCU/hr)	Actual green (s per cycle)	Mean Delay per Veh (s)	Mean max queue (PCU)	Utilised storage (%)	Weighted cost of delay (£ per hr)	Weighted cost of stops (£ per hr)	Performance Index (£ per hr)
A		1	53	70	344	2050	36	15.03	5.16	39.81	20.39	8.51	28.90
		2	31	189	202	2050	36	12.02	2.76	20.61	9.58	4.61	14.19
		3	49	83	319	2050	36	15.10	5.04	36.86	19.00	8.05	27.04
		4	43	111	277	2050	36	14.04	4.85	34.68	15.34	6.77	22.11
Ac		1	80	12	997	2263	64	12.93	6.57	39.45	50.83	12.34	63.17
		2	15	512	176	2263	64	1.60	2.12	13.20	1.11	1.13	2.24
		3	24	280	295	2263	64	1.71	4.69	30.69	1.99	3.61	5.59
Acf		1	52	74	1173	2263	120	0.85	0.28	2.30	3.95	0.00	3.95
		2	13	590	295	2263	120	0.12	0.01	0.08	0.14	0.00	0.14
Af		1	27	238	546	2050	120	0.32	0.05	0.52	0.69	0.00	0.69
		2	16	478	319	2050	120	0.16	0.01	0.15	0.20	0.00	0.20
		3	14	566	277	2050	120	0.14	0.01	0.11	0.15	0.00	0.15
B		1	41	120	279	2050	38	17.26	3.40	20.63	18.99	6.54	25.53
		2	55	63	392	2150	38	19.52	5.20	30.78	30.18	9.78	39.96
		3	74	22	508	2100	38	24.91	7.30	42.11	49.92	14.00	63.92
		4	74	22	503	2050	38	24.88	7.75	43.53	49.36	5.81	55.17
Bc		1	40	123	414	2050	58	3.97	2.07	8.95	6.49	1.10	7.59
		2	49	85	499	2050	58	6.06	2.16	9.46	11.93	2.69	14.62
		3	35	159	356	2050	58	3.03	0.52	2.29	4.26	0.69	4.95
Bcf		1	59	52	1341	2263	120	1.15	0.43	3.94	6.10	0.00	6.10
		2	18	392	414	2263	120	0.18	0.02	0.19	0.29	0.00	0.29
		3	22	308	499	2263	120	0.22	0.03	0.29	0.44	0.00	0.44
		4	16	472	356	2263	120	0.15	0.01	0.14	0.21	0.00	0.21
Bf		1	37	141	671	1800	120	0.59	0.11	0.28	1.57	0.00	1.57
		2	56	60	1011	1800	120	1.28	0.36	0.90	5.10	0.00	5.10
C		1	91	-2	512	2100	30	49.86	11.80	56.01	100.70	8.53	109.23
		2	96	-6	564	2200	30	136.01	27.38	128.65	302.80	17.70	320.49
		3	65	38	356	2050	30	24.91	6.52	30.17	34.94	4.90	39.83
Cf		1	26	247	510	1965	120	0.32	0.05	0.18	0.64	0.02	0.66
		2	102	-12	943	1965	120	119.83	45.72	180.23	445.49	24.59	470.08
D		1	51	77	364	2050	40	25.81	4.84	50.58	37.07	9.31	46.38
		2	100	-10	648	1850	40	100.96	21.52	224.95	257.86	27.15	285.01
		3	100	-10	740	2250	40	76.80	19.38	210.73	224.18	32.19	256.37
Dc		1	85	6	918	2100	60	16.34	9.14	103.71	59.17	17.41	76.58
		2	69	30	751	2100	60	11.74	7.56	89.19	34.79	14.46	49.25
		3	80	13	639	2100	60	14.13	6.77	83.16	35.61	14.49	50.10
		4	91	-1	859	2100	60	25.98	10.32	132.42	87.99	22.30	110.28
Dcf		1	29	213	589	2050	120	0.35	0.06	0.50	0.82	0.00	0.82
		2	71	27	1150	2100	120	6.28	9.00	78.51	28.47	14.11	42.58
		3	44	106	751	2100	120	1.30	2.39	20.04	3.85	2.60	6.45
		4	30	196	639	2100	120	0.37	0.07	0.57	0.94	0.00	0.94
		5	49	83	859	2100	120	4.57	9.69	83.29	15.47	10.19	25.66
Df		1	104	-14	1053	1900	120	111.30	45.68	131.34	462.29	27.14	489.44
		2	47	92	740	2250	120	4.13	5.55	15.96	12.04	3.71	15.75
Dxp		1	34	166	589	2050	101	0.94	1.17	14.45	2.19	0.98	3.17
		2	13	576	232	2050	101	0.31	0.15	1.76	0.29	0.13	0.42
Ec		1	46	94	597	2150	70	6.46	3.71	42.55	15.20	7.31	22.51
		2	90	0	1222	2263	70	17.13	10.73	127.38	82.56	20.32	102.89
		3	82	9	1120	2263	70	9.10	6.09	74.88	40.18	11.63	51.82
		4	38	137	513	2250	70	13.52	7.02	87.93	27.35	13.51	40.86
Ecf		1	51	75	1074	2100	120	0.94	4.92	61.63	3.96	0.70	4.67
		2	46	97	960	2100	120	0.72	0.19	2.38	2.73	0.00	2.73
		3	73	23	1222	2263	120	6.96	7.40	90.67	33.55	13.91	47.46
		4	86	5	1663	2300	120	7.29	8.49	96.95	47.83	14.88	62.72

07:30-08:30	Ef	1	44	105	834	1900	120	0.74	0.17	0.77	2.44	0.00	2.44
		2	25	263	471	1900	120	0.31	0.04	0.18	0.58	0.00	0.58
	Exp	1	62	45	1074	2050	100	2.87	5.20	57.70	12.17	4.29	16.46
		2	21	328	363	2050	100	0.28	2.35	25.12	0.41	0.09	0.49
	F	1	80	13	307	2100	20	40.83	6.14	41.46	49.45	11.07	60.51
		2	45	98	175	2100	20	25.72	2.68	17.97	17.76	5.10	22.86
		3	58	55	223	2100	20	28.76	3.55	23.42	25.29	6.82	32.12
	Fc	1	93	-3	1433	2263	80	16.06	10.77	33.81	90.81	10.49	101.30
		2	83	9	1164	2263	80	9.89	12.09	38.30	45.39	10.15	55.54
		3	68	32	1041	2263	80	6.67	18.58	59.26	27.39	11.90	39.29
	Ff	1	25	255	482	1900	120	0.32	0.04	0.09	0.61	0.00	0.61
		2	12	667	223	1900	120	0.13	0.01	0.02	0.11	0.00	0.11
	G	1	70	29	339	2050	28	45.35	7.54	27.77	60.65	6.70	67.34
		2	32	178	162	2050	28	41.42	2.78	10.47	26.47	5.72	32.18
	Gf	1	16	449	336	2050	120	0.18	2.34	34.59	0.24	0.05	0.29
		2	7	1264	135	2050	120	0.11	2.33	34.79	0.06	0.11	0.17
	xA	1	69	31	1514	2263	120	2.08	10.03	25.11	12.41	4.17	16.58
		2	60	49	1361	2263	120	1.23	2.81	7.01	6.58	0.68	7.26
	xB	1	0	Unrestricted	1341	Unrestricted	120	0.00	0.00	0.00	0.00	0.00	0.00
	xC	1	47	93	559	1900	120	6.64	9.49	47.21	14.64	10.42	25.06
		2	25	263	337	1900	120	2.98	4.71	23.35	3.96	4.95	8.92
	xD	1	0	Unrestricted	589	Unrestricted	120	0.00	0.00	0.00	0.00	0.00	0.00
		2	0	Unrestricted	232	Unrestricted	120	0.00	0.00	0.00	0.00	0.00	0.00
	xE	1	0	Unrestricted	1074	Unrestricted	120	0.00	0.00	0.00	0.00	0.00	0.00
		2	0	Unrestricted	363	Unrestricted	120	0.00	0.00	0.00	0.00	0.00	0.00
	xF	1	0	Unrestricted	648	Unrestricted	120	0.00	0.00	0.00	0.00	0.00	0.00
	Cc1	1	35	157	395	2050	64	7.43	2.62	15.74	11.58	4.59	16.17
	E1	1	60	51	306	2050	28	24.99	4.43	31.86	30.17	8.52	38.69
		2	96	-6	528	2200	28	68.44	14.48	104.04	142.55	25.53	168.08
	Gf1	1	4	1932	30	677	120	1.82	0.21	2.51	0.22	0.31	0.52
	Cc2	2	43	107	521	2150	66	10.92	4.88	30.65	22.43	9.66	32.09
		3	64	41	741	2050	66	14.62	13.43	86.53	42.73	18.04	60.77
		4	76	18	791	2150	66	17.59	12.98	83.91	54.88	23.35	78.23
		5	43	108	503	2050	66	16.88	11.76	76.29	33.49	11.70	45.20
	E2	3	64	40	336	2150	28	26.25	5.25	56.70	34.79	9.61	44.40
		4	26	242	135	2050	28	19.34	2.37	25.04	10.30	3.34	13.64
	TC5	2	59	54	1138	2263	101	2.19	3.29	82.04	9.81	1.24	11.05
		3	70	28	1361	2263	101	2.38	2.51	62.62	12.76	0.73	13.49
		4	0	Unrestricted	0	1800	11	0.00	0.00	0.00	0.00	0.00	0.00
	TC9	1	36	147	521	1925	86	6.22	5.50	34.47	12.78	2.07	14.84
		2	21	330	305	1966	86	5.07	3.01	18.78	6.10	1.09	7.19
		3	18	387	267	1947	86	4.92	2.47	15.31	5.19	0.93	6.12
	TC35	1	23	291	375	1900	101	1.61	1.52	36.15	2.38	0.60	2.98
	TC36	1	4	2318	67	1800	120	0.04	0.00	0.02	0.01	0.00	0.01
	TC37	1	1	8071	18	1850	105	0.89	0.07	0.91	0.06	0.07	0.14
	TC38	1	8	1089	18	238	120	4.64	2.42	65.23	0.33	0.36	0.68
	TC39	2	50	79	1138	2263	120	0.80	0.25	4.15	3.61	0.00	3.61
		3	60	50	1361	2263	120	1.20	0.45	7.83	6.44	0.00	6.44
	TC40	2	0	Unrestricted	1156	Unrestricted	120	0.00	0.00	0.00	0.00	0.00	0.00
		3	0	Unrestricted	1361	Unrestricted	120	0.00	0.00	0.00	0.00	0.00	0.00
TC41	1	35	155	49	1850	8	59.75	2.51	26.43	11.55	1.68	13.23	
TC42	1	0	-100	0	0	0	0.00	0.00	0.00	0.00	0.00	0.00	
TC43	1	0	Unrestricted	0	1800	120	0.00	0.00	0.00	0.00	0.00	0.00	
47	1	69	31	896	1300	120	3.05	0.76	3.27	10.78	0.00	10.78	
48	1	75	20	1459	1965	120	3.29	50.55	527.28	18.95	0.47	19.43	
49	1	27	228	521	1900	120	0.36	0.05	1.13	0.74	0.00	0.74	
	2	30	199	572	1900	120	0.41	0.06	1.42	0.92	0.00	0.92	
50	1	89	2	1682	1900	120	7.04	3.29	39.28	46.71	0.00	46.71	

51	1	37	143	705	1900	120	0.56	0.11	1.68	1.55	0.00	1.55
----	---	----	-----	-----	------	-----	------	------	------	------	------	------

**Traffic Stream Results: Flows and signals**

Time Segment	Arm	Traffic Stream	Calculated flow entering (PCU/hr)	Calculated flow out (PCU/hr)	Flow discrepancy (PCU/hr)	Adjusted flow warning	Calculated sat flow (PCU/hr)	Calculated capacity (PCU/hr)	Degree of saturation (%)	DOS Threshold exceeded	Practical reserve capacity (%)	Mean modulus of error	Actual green (s (per cycle))
A		1	344	344	0		2050	649	53		70	0.51	36
		2	202	202	0		2050	649	31		189	0.53	36
		3	319	319	-3	✓	2050	649	49		83	0.52	36
		4	277	277	-1		2050	649	43		111	0.51	36
Ac		1	997	997	1	✓	2263	1245	80		12	1.03	64
		2	176	176	0		2263	1196	15		512	1.60	64
		3	295	295	-2		2263	1245	24		280	1.20	64
Acf		1	1173	1173	1	✓	2263	2263	52		74	0.84	120
		2	295	295	-2		2263	2263	13		590	1.20	120
Af		1	546	546	0		2050	2050	27		238	0.52	120
		2	319	319	-3	✓	2050	2050	16		478	0.52	120
		3	277	277	-1		2050	2050	14		566	0.51	120
B		1	279	279	0		2050	683	41		120	0.00	38
		2	392	392	0		2150	709	55		63	0.00	38
		3	508	508	0		2100	689	74		22	0.00	38
		4	503	503	0		2050	683	74		22	0.00	38
Bc		1	414	414	0		2050	1025	40		123	1.33	58
		2	499	499	-4	✓	2050	1025	49		85	0.99	58
		3	356	356	-1		2050	1025	35		159	1.24	58
Bcf		1	1341	1341	1	✓	2263	2263	59		52	0.69	120
		2	414	414	0		2263	2263	18		392	1.33	120
		3	499	499	-4	✓	2263	2263	22		308	0.99	120
		4	356	356	-1		2263	2263	16		472	1.24	120
Bf		1	671	671	0		1800	1800	37		141	0.00	120
		2	1011	1011	0		1800	1800	56		60	0.00	120
C		1	512	512	0		2100	560	91	✓	-2	0.00	30
		2	564	564	17	✓	2200	587	96	✓	-6	0.99	30
		3	356	356	10	✓	2050	547	65		38	0.99	30
Cf		1	510	512	2	✓	1965	1965	26		247	0.01	120
		2	943	920	4	✓	1965	920	102	✓	-12	0.01	120
D		1	364	364	15	✓	2050	718	51		77	0.81	40
		2	648	648	27	✓	1850	648	100	✓	-10	0.81	40
		3	740	740	0		2250	743	100	✓	-10	0.43	40
Dc		1	918	918	-1		2100	1085	85		6	0.70	60
		2	751	751	10	✓	2100	1085	69		30	0.78	60
		3	639	639	5	✓	2100	803	80		13	0.76	60
		4	859	859	10	✓	2100	945	91	✓	-1	0.83	60
Dcf		1	589	589	-2	✓	2050	2050	29		213	1.05	120
		2	1150	1150	-3	✓	2100	1619	71		27	0.57	120
		3	751	751	10	✓	2100	1721	44		106	0.72	120
		4	639	639	5	✓	2100	2100	30		196	0.76	120
		5	859	859	10	✓	2100	1744	49		83	1.13	120
Df		1	1053	1012	0		1900	1012	104	✓	-14	0.00	120
		2	740	740	0		2250	1579	47		92	0.00	120
Dxp		1	589	589	-2	✓	2050	1743	34		166	0.99	101
		2	232	232	-1	✓	2050	1743	13		576	1.08	101
Ec		1	597	597	16	✓	2150	1290	46		94	0.89	70
		2	1222	1222	29	✓	2263	1358	90	✓	0	0.66	70
		3	1120	1120	12	✓	2263	1358	82		9	0.69	70
		4	513	513	1	✓	2250	1350	38		137	1.03	70
		1	1074	1074	5	✓	2100	2093	51		75	0.70	120

07:30-08:30	Ecf	2	960	960	19	✓	2100	2100	46		97	0.79	120
		3	1222	1222	29	✓	2263	1665	73		23	0.53	120
		4	1663	1663	13	✓	2300	1931	86		5	0.42	120
	Ef	1	834	834	-1		1900	1900	44		105	0.00	120
		2	471	471	0		1900	1900	25		263	0.00	120
	Exp	1	1074	1074	5	✓	2050	1725	62		45	0.70	100
		2	363	363	2	✓	2050	1725	21		328	1.17	100
	F	1	307	307	0		2100	385	80		13	0.00	20
		2	175	175	0		2100	385	45		98	0.00	20
		3	223	223	-1		2100	385	58		55	0.00	20
	Fc	1	1433	1433	29	✓	2263	1546	93	✓	-3	0.62	80
		2	1164	1164	12	✓	2263	1410	83		9	0.84	80
		3	1041	1041	0	✓	2263	1528	68		32	1.01	80
	Ff	1	482	482	0		1900	1900	25		255	0.00	120
		2	223	223	-1		1900	1900	12		667	0.00	120
	G	1	339	339	0		2050	488	70		29	1.50	28
		2	162	162	0		2050	500	32		178	1.44	28
	Gf	1	336	336	0		2050	2049	16		449	1.50	120
		2	135	135	0		2050	2047	7		1264	1.50	120
	xA	1	1514	1514	22	✓	2263	2209	69		31	0.44	120
		2	1361	1361	19	✓	2263	2256	60		49	0.72	120
	xB	1	1341	1341	1	✓	Unrestricted	Unrestricted	0		Unrestricted	0.49	120
	xC	1	559	559	0		1900	1199	47		93	1.16	120
		2	337	337	0		1900	1358	25		263	1.29	120
	xD	1	589	589	-2	✓	Unrestricted	Unrestricted	0		Unrestricted	0.91	120
		2	232	232	-1	✓	Unrestricted	Unrestricted	0		Unrestricted	0.93	120
	xE	1	1074	1074	5	✓	Unrestricted	Unrestricted	0		Unrestricted	0.61	120
		2	363	363	2	✓	Unrestricted	Unrestricted	0		Unrestricted	1.01	120
	xF	1	648	648	16	✓	Unrestricted	Unrestricted	0		Unrestricted	0.72	120
	Cc1	1	395	395	0		2050	1128	35		157	1.23	64
	E1	1	306	306	0		2050	513	60		51	0.00	28
		2	528	528	-1		2200	550	96	✓	-6	0.00	28
	Gf1	1	30	30	0		677	677	4		1932	1.05	120
	Cc2	2	521	521	-2	✓	2150	1201	43		107	0.97	66
		3	741	741	-1		2050	1162	64		41	1.03	66
		4	791	791	-4	✓	2150	1041	76		18	0.88	66
		5	503	503	0		2050	1162	43		108	1.33	66
		3	336	336	0		2150	524	64		40	0.00	28
	E2	4	135	135	0		2050	513	26		242	0.00	28
		2	1138	1138	20	✓	2263	1942	59		54	0.46	101
	TC5	3	1361	1361	19	✓	2263	1942	70		28	0.72	101
		4	0	0	0		1800	180	0		Unrestricted	0.00	11
		1	521	521	0		1925	1428	36		147	0.00	86
	TC9	2	305	305	-1	✓	1966	1458	21		330	0.00	86
		3	267	267	0		1947	1444	18		387	0.00	86
		1	375	375	3	✓	1900	1631	23		291	0.72	101
	TC35	1	67	67	-3		1800	1800	4		2318	0.00	120
	TC37	1	18	18	0		1850	1634	1		8071	0.00	105
TC38	1	18	18	0		238	238	8		1089	0.23	120	
TC39	2	1138	1138	20	✓	2263	2263	50		79	0.55	120	
	3	1361	1361	19	✓	2263	2263	60		50	0.74	120	
TC40	2	1156	1156	20	✓	Unrestricted	Unrestricted	0		Unrestricted	0.45	120	
	3	1361	1361	19	✓	Unrestricted	Unrestricted	0		Unrestricted	0.64	120	
TC41	1	49	49	-3		1850	139	35		155	0.00	8	
TC42	1	0	0	0		0	0	0		-100	0.00	0	
TC43	1	0	0	0		1800	1800	0		Unrestricted	0.00	120	
47	1	896	896	0		1300	1300	69		31	0.58	120	
48	1	1459	1452	0		1965	1950	75		20	0.00	120	

49	1	521	521	0		1900	1900	27		228	0.00	120
	2	572	572	-1	✓	1900	1900	30		199	0.00	120
50	1	1682	1682	0		1900	1900	89		2	0.00	120
51	1	705	705	-1		1900	1900	37		143	0.00	120

### Traffic Stream Results: Stops and delays

Time Segment	Arm	Traffic Stream	Mean Cruise Time per Veh (s)	Mean Delay per Veh (s)	Total delay (PCU-hr/hr)	Weighted cost of delay (£ per hr)	Mean stops per Veh (%)	Total stops (Stops per hr)	Weighted cost of stops (£ per hr)
	A	1	5.59	15.03	1.44	20.39	77.07	265.13	8.51
		2	5.77	12.02	0.67	9.58	71.11	143.64	4.61
		3	5.90	15.10	1.34	19.00	78.59	250.71	8.05
		4	6.03	14.04	1.08	15.34	76.14	210.91	6.77
	Ac	1	7.19	12.93	3.58	50.83	38.57	384.47	12.34
		2	9.50	1.60	0.08	1.11	37.76	66.46	1.13
		3	6.60	1.71	0.14	1.99	38.08	112.33	3.61
	Acf	1	5.22	0.85	0.28	3.95	0.00	0.00	0.00
		2	7.24	0.12	0.01	0.14	0.00	0.00	0.00
	Af	1	6.42	0.32	0.05	0.69	0.00	0.00	0.00
		2	6.38	0.16	0.01	0.20	0.00	0.00	0.00
		3	6.36	0.14	0.01	0.15	0.00	0.00	0.00
	B	1	7.10	17.26	1.34	18.99	72.98	203.62	6.54
		2	7.29	19.52	2.13	30.18	77.73	304.70	9.78
		3	7.48	24.91	3.52	49.92	85.84	436.06	14.00
		4	12.29	24.88	3.48	49.36	92.13	463.41	5.81
	Bc	1	11.96	3.97	0.46	6.49	11.91	49.32	1.10
		2	11.83	6.06	0.84	11.93	24.18	120.66	2.69
		3	11.71	3.03	0.30	4.26	8.73	31.07	0.69
	Bcf	1	4.15	1.15	0.43	6.10	0.00	0.00	0.00
		2	5.30	0.18	0.02	0.29	0.00	0.00	0.00
		3	5.64	0.22	0.03	0.44	0.00	0.00	0.00
		4	6.00	0.15	0.01	0.21	0.00	0.00	0.00
	Bf	1	27.34	0.59	0.11	1.57	0.00	0.00	0.00
		2	27.41	1.28	0.36	5.10	0.00	0.00	0.00
	C	1	14.54	49.86	7.09	100.70	132.88	680.36	8.53
		2	14.68	136.01	21.32	302.80	250.08	1411.48	17.70
		3	14.92	24.91	2.46	34.94	109.84	390.56	4.90
	Cf	1	17.35	0.32	0.05	0.64	0.23	1.20	0.02
		2	17.50	119.83	31.37	445.49	213.14	1960.84	24.59
	D	1	4.13	25.81	2.61	37.07	79.68	290.12	9.31
		2	4.13	100.96	18.16	257.86	130.63	845.84	27.15
		3	3.97	76.80	15.79	224.18	135.51	1002.81	32.19
	Dc	1	3.80	16.34	4.17	59.17	59.09	542.44	17.41
		2	3.65	11.74	2.45	34.79	59.97	450.58	14.46
		3	3.51	14.13	2.51	35.61	70.64	451.47	14.49
		4	3.36	25.98	6.20	87.99	80.91	694.67	22.30
	Dcf	1	4.95	0.35	0.06	0.82	0.00	0.00	0.00
		2	4.94	6.28	2.00	28.47	38.23	439.65	14.11
		3	5.49	1.30	0.27	3.85	11.58	87.02	2.60
4		7.22	0.37	0.07	0.94	0.00	0.00	0.00	
5		5.02	4.57	1.09	15.47	36.97	317.42	10.19	
Df	1	24.00	111.30	32.56	462.29	214.01	2164.89	27.14	
	2	24.00	4.13	0.85	12.04	39.98	295.86	3.71	
Dxp	1	3.50	0.94	0.15	2.19	5.20	30.66	0.98	
	2	3.65	0.31	0.02	0.29	1.72	3.99	0.13	
Ec	1	3.76	6.46	1.07	15.20	38.16	227.80	7.31	
	2	3.63	17.13	5.81	82.56	51.80	633.17	20.32	
	3	3.51	9.10	2.83	40.18	32.37	362.46	11.63	
	4	3.44	13.52	1.93	27.35	82.02	420.81	13.51	

07:30-08:30	Ecf	1	3.45	0.94	0.28	3.96	2.04	21.93	0.70
		2	3.48	0.72	0.19	2.73	0.00	0.00	0.00
		3	3.52	6.96	2.36	33.55	35.46	433.35	13.91
		4	3.87	7.29	3.37	47.83	28.55	474.83	14.88
	Ef	1	15.31	0.74	0.17	2.44	0.00	0.00	0.00
		2	15.31	0.31	0.04	0.58	0.00	0.00	0.00
	Exp	1	3.89	2.87	0.86	12.17	12.44	133.58	4.29
		2	4.03	0.28	0.03	0.41	0.75	2.72	0.09
	F	1	6.38	40.83	3.48	49.45	112.31	344.79	11.07
		2	6.43	25.72	1.25	17.76	90.86	159.01	5.10
		3	6.54	28.76	1.78	25.29	95.32	212.55	6.82
	Fc	1	19.10	16.06	6.40	90.81	43.95	629.87	10.49
		2	18.73	9.89	3.20	45.39	51.40	598.23	10.15
		3	19.43	6.67	1.93	27.39	73.08	760.77	11.90
	Ff	1	33.09	0.32	0.04	0.61	0.00	0.00	0.00
		2	33.05	0.13	0.01	0.11	0.00	0.00	0.00
	G	1	16.06	45.35	4.27	60.65	115.74	392.36	6.70
		2	11.45	41.42	1.86	26.47	109.93	178.08	5.72
	Gf	1	2.92	0.18	0.02	0.24	0.49	1.64	0.05
		2	2.88	0.11	0.00	0.06	2.53	3.41	0.11
	xA	1	17.22	2.08	0.87	12.41	8.58	129.88	4.17
		2	17.25	1.23	0.46	6.58	1.55	21.14	0.68
	xB	1	5.79	0.00	0.00	0.00	0.00	0.00	0.00
	xC	1	8.67	6.64	1.03	14.64	58.07	324.60	10.42
		2	8.70	2.98	0.28	3.96	45.80	154.36	4.95
	xD	1	9.13	0.00	0.00	0.00	0.00	0.00	0.00
		2	9.21	0.00	0.00	0.00	0.00	0.00	0.00
	xE	1	13.04	0.00	0.00	0.00	0.00	0.00	0.00
		2	13.04	0.00	0.00	0.00	0.00	0.00	0.00
	xF	1	12.19	0.00	0.00	0.00	0.00	0.00	0.00
	Cc1	1	6.65	7.43	0.82	11.58	30.18	119.21	4.59
	E1	1	6.00	24.99	2.12	30.17	86.74	265.42	8.52
		2	6.00	68.44	10.04	142.55	150.64	795.35	25.53
	Gf1	1	3.69	1.82	0.02	0.22	31.74	9.52	0.31
	Cc2	2	7.06	10.92	1.58	22.43	57.18	297.89	9.66
		3	7.38	14.62	3.01	42.73	86.80	643.18	18.04
		4	6.96	17.59	3.86	54.88	93.60	740.35	23.35
		5	7.98	16.88	2.36	33.49	104.39	525.06	11.70
	E2	3	4.00	26.25	2.45	34.79	89.07	299.29	9.61
		4	4.07	19.34	0.73	10.30	77.08	104.06	3.34
	TC5	2	2.76	2.19	0.69	9.81	8.65	98.53	1.24
		3	2.76	2.38	0.90	12.76	4.27	58.13	0.73
		4	0.00	0.00	0.00	0.00	0.00	0.00	0.00
	TC9	1	11.00	6.22	0.90	12.78	31.65	164.89	2.07
		2	11.05	5.07	0.43	6.10	28.59	87.19	1.09
		3	11.12	4.92	0.37	5.19	27.74	74.05	0.93
	TC35	1	2.90	1.61	0.17	2.38	12.71	47.72	0.60
TC36	1	3.03	0.04	0.00	0.01	0.00	0.00	0.00	
TC37	1	3.19	0.89	0.00	0.06	11.68	2.10	0.07	
TC38	1	1.53	4.64	0.02	0.33	56.73	10.21	0.36	
TC39	2	2.54	0.80	0.25	3.61	0.00	0.00	0.00	
	3	2.40	1.20	0.45	6.44	0.00	0.00	0.00	
TC40	2	4.23	0.00	0.00	0.00	0.00	0.00	0.00	
	3	4.02	0.00	0.00	0.00	0.00	0.00	0.00	
TC41	1	3.93	59.75	0.81	11.55	98.26	48.15	1.68	
TC42	1	0.00	0.00	0.00	0.00	0.00	0.00	0.00	
TC43	1	0.00	0.00	0.00	0.00	0.00	0.00	0.00	
47	1	16.04	3.05	0.76	10.78	0.00	0.00	0.00	

	48	1	6.61	3.29	1.33	18.95	2.61	37.83	0.47
	49	1	3.15	0.36	0.05	0.74	0.00	0.00	0.00
		2	3.15	0.41	0.06	0.92	0.00	0.00	0.00
	50	1	5.78	7.04	3.29	46.71	0.00	0.00	0.00
51	1	4.50	0.56	0.11	1.55	0.00	0.00	0.00	

**Traffic Stream Results: Queues and blocking**

Time Segment	Arm	Traffic Stream	Initial queue (PCU)	Mean max queue (PCU)	Max queue storage (PCU)	Utilised storage (%)	Excess queue penalty (£ per hr)	Wasted time total (s per cycle)	Estimated blocking
	A	1	0.00	5.16	12.96	39.81	0.00	0.00	
		2	0.00	2.76	13.37	20.61	0.00	0.00	
		3	0.00	5.04	13.67	36.86	0.00	0.00	
		4	0.00	4.85	13.97	34.68	0.00	0.00	
	Ac	1	0.00	6.57	16.66	39.45	0.00	8.00	
		2	0.00	2.12	16.06	13.20	0.00	46.56	
		3	0.00	4.69	15.30	30.69	0.00	18.00	
	Acf	1	0.00	0.28	12.10	2.30	0.00	32.00	
		2	0.00	0.01	12.25	0.08	0.00	68.00	
	Af	1	0.00	0.05	9.31	0.52	0.00	28.00	
		2	0.00	0.01	9.25	0.15	0.00	28.00	
		3	0.00	0.01	9.22	0.11	0.00	28.00	
	B	1	0.00	3.40	16.46	20.63	0.00	0.00	
		2	0.00	5.20	16.90	30.78	0.00	0.42	
		3	0.00	7.30	17.34	42.11	0.00	0.62	
		4	0.00	7.75	17.81	43.53	0.00	0.00	
	Bc	1	0.00	2.07	23.10	8.95	0.00	8.00	
		2	0.00	2.16	22.87	9.46	0.00	8.00	
		3	0.00	0.52	22.63	2.29	0.00	12.00	
	Bcf	1	0.00	0.43	10.90	3.94	0.00	24.00	
		2	0.00	0.02	10.98	0.19	0.00	60.00	
		3	0.00	0.03	10.84	0.29	0.00	34.00	
		4	0.00	0.01	10.83	0.14	0.00	64.00	
	Bf	1	0.00	0.11	39.62	0.28	0.00	0.00	
		2	0.00	0.36	39.73	0.90	0.00	0.00	
	C	1	0.00	11.80	21.07	56.01	0.00	0.00	
		2	0.00	27.38	21.28	128.65	0.00	0.00	
		3	0.00	6.52	21.63	30.17	0.00	10.00	
	Cf	1	0.00	0.05	25.15	0.18	0.00	0.00	
		2	0.00	45.72	25.37	180.23	0.00	63.82	
	D	1	0.00	4.84	9.57	50.58	0.00	2.00	
		2	0.00	21.52	9.57	224.95	0.00	0.00	
		3	0.00	19.38	9.20	210.73	0.00	2.38	
	Dc	1	0.00	9.14	8.81	103.71	0.00	0.02	
		2	0.00	7.56	8.47	89.19	0.00	0.00	
		3	0.00	6.77	8.14	83.16	0.00	16.12	
		4	0.00	10.32	7.80	132.42	0.00	11.99	
	Dcf	1	0.00	0.06	11.47	0.50	0.00	28.00	
		2	0.00	9.00	11.46	78.51	0.00	47.50	
		3	0.00	2.39	11.93	20.04	0.00	39.67	
		4	0.00	0.07	11.60	0.57	0.00	28.00	
		5	0.00	9.69	11.64	83.29	0.00	68.37	
	Df	1	0.00	45.68	34.78	131.34	0.00	56.11	
		2	0.00	5.55	34.78	15.96	0.00	35.78	
	Dxp	1	0.00	1.17	8.11	14.45	0.00	18.00	
		2	0.00	0.15	8.46	1.76	0.00	47.00	
	Ec	1	0.00	3.71	8.71	42.55	0.00	9.00	
		2	0.00	10.73	8.42	127.38	0.00	0.00	
3		0.00	6.09	8.13	74.88	0.00	2.00		

07:30-08:30		4	0.00	7.02	7.99	87.93	0.00	30.00	
	Ecf	1	0.00	4.92	7.99	61.63	0.00	22.39	
		2	0.00	0.19	8.06	2.38	0.00	20.00	
		3	0.00	7.40	8.16	90.67	0.00	39.73	
		4	0.00	8.49	8.76	96.95	0.00	31.25	
	Ef	1	0.00	0.17	22.18	0.77	0.00	0.00	
		2	0.00	0.04	22.18	0.18	0.00	0.00	
	Exp	1	0.00	5.20	9.01	57.70	0.00	16.00	
		2	0.00	2.35	9.34	25.12	0.00	51.00	
	F	1	0.00	6.14	14.80	41.46	0.00	0.00	
		2	0.00	2.68	14.91	17.97	0.00	0.00	
		3	0.00	3.55	15.17	23.42	0.00	0.00	
	Fc	1	0.00	10.77	31.86	33.81	0.00	6.00	
		2	0.00	12.09	31.56	38.30	0.00	15.24	
		3	0.00	18.58	31.35	59.26	0.00	16.98	
	Ff	1	0.00	0.04	47.95	0.09	0.00	0.00	
		2	0.00	0.01	47.89	0.02	0.00	0.00	
	G	1	0.00	7.54	27.16	27.77	0.00	9.46	
		2	0.00	2.78	26.54	10.47	0.00	18.73	
	Gf	1	0.00	2.34	6.76	34.59	0.00	90.03	
		2	0.00	2.33	6.69	34.79	0.00	90.19	
	xA	1	0.00	10.03	39.94	25.11	0.00	21.88	
		2	0.00	2.81	39.99	7.01	0.00	28.39	
	xB	1	0.00	0.00	13.42	0.00	0.00	2.00	
	xC	1	0.00	9.49	20.10	47.21	0.00	56.30	
		2	0.00	4.71	20.17	23.35	0.00	64.21	
	xD	1	0.00	0.00	21.17	0.00	0.00	15.00	
		2	0.00	0.00	21.35	0.00	0.00	53.00	
	xE	1	0.00	0.00	30.24	0.00	0.00	11.00	
		2	0.00	0.00	30.23	0.00	0.00	52.00	
	xF	1	0.00	0.00	28.27	0.00	0.00	4.00	
	Cc1	1	0.00	2.62	16.67	15.74	0.00	10.00	
	E1	1	0.00	4.43	13.91	31.86	0.00	0.00	
		2	0.00	14.48	13.91	104.04	0.00	0.00	
	Gf1	1	0.00	0.21	8.57	2.51	0.00	88.00	
	Cc2	2	0.00	4.88	15.93	30.65	0.00	8.98	
		3	0.00	13.43	15.52	86.53	0.00	8.00	
		4	0.00	12.98	15.47	83.91	0.00	17.88	
		5	0.00	11.76	15.42	76.29	0.00	38.00	
	E2	3	0.00	5.25	9.27	56.70	0.00	0.75	
		4	0.00	2.37	9.45	25.04	0.00	0.00	
	TC5	2	0.00	3.29	4.01	82.04	0.00	12.00	
		3	0.00	2.51	4.00	62.62	0.00	19.00	
4		0.00	0.00	4.25	0.00	0.00	12.00		
TC9	1	0.00	5.50	15.95	34.47	0.00	0.00		
	2	0.00	3.01	16.02	18.78	0.00	0.00		
	3	0.00	2.47	16.12	15.31	0.00	0.00		
TC35	1	0.00	1.52	4.20	36.15	0.00	13.00		
TC36	1	0.00	0.00	4.39	0.02	0.00	0.00		
TC37	1	0.00	0.07	7.71	0.91	0.00	105.00		
TC38	1	0.00	2.42	3.71	65.23	0.00	48.00		
TC39	2	0.00	0.25	6.13	4.15	0.00	29.00		
	3	0.00	0.45	5.79	7.83	0.00	36.00		
TC40	2	0.00	0.00	10.22	0.00	0.00	13.00		
	3	0.00	0.00	9.71	0.00	0.00	16.00		
TC41	1	0.00	2.51	9.50	26.43	0.00	5.00		
TC42	1	0.00	0.00	4.06	0.00	0.00	0.00		
TC43	1	0.00	0.00	9.00	0.00	0.00	120.00		

47	1	0.00	0.76	23.24	3.27	0.00	12.00	
48	1	0.00	50.55	9.59	527.28	0.00	0.93	
49	1	0.00	0.05	4.56	1.13	0.00	0.00	
	2	0.00	0.06	4.56	1.42	0.00	0.00	
50	1	0.00	3.29	8.37	39.28	0.00	0.00	
51	1	0.00	0.11	6.52	1.68	0.00	0.00	

**Traffic Stream Results: Advanced**

Time Segment	Arm	Traffic Stream	Degree of saturation penalty (£ per hr)	Ped gap accepting penalty (£ per hr)	Warmed up	Mean Max Queue EoTS (PCU)	Max End of Green Queue EoTS (PCU)	Max End of Red Queue EoTS (PCU)	PCU Factor	Cost of traffic penalties (£ per hr)	Performance Index (£ per hr)
	A	1	0.00	0.00	✓	5.16	0.30	4.34	1.00	0.00	28.90
		2	0.00	0.00	✓	2.76	0.07	2.37	1.00	0.00	14.19
		3	0.00	0.00	✓	5.04	0.24	4.24	1.00	0.00	27.04
		4	0.00	0.00	✓	4.85	0.16	3.58	1.00	0.00	22.11
	Ac	1	0.00	0.00	✓	6.59	1.59	6.09	1.00	0.00	63.17
		2	0.00	0.00	✓	2.12	0.01	0.59	1.00	0.00	2.24
		3	0.00	0.00	✓	4.69	0.04	1.36	1.00	0.00	5.59
	Acf	1	0.00	0.00	✓	0.28			1.00	0.00	3.95
		2	0.00	0.00	✓	0.01			1.00	0.00	0.14
	Af	1	0.00	0.00	✓	0.05			1.00	0.00	0.69
		2	0.00	0.00	✓	0.01			1.00	0.00	0.20
		3	0.00	0.00	✓	0.01			1.00	0.00	0.15
	B	1	0.00	0.00	✓	3.40	0.14	3.32	1.00	0.00	25.53
		2	0.00	0.00	✓	5.20	0.34	4.85	1.00	0.00	39.96
		3	0.00	0.00	✓	7.31	1.02	6.95	1.00	0.00	63.92
		4	0.00	0.00	✓	7.76	1.02	7.16	1.00	0.00	55.17
	Bc	1	0.00	0.00	✓	2.07	0.14	0.82	1.00	0.00	7.59
		2	0.00	0.00	✓	2.16	0.23	2.01	1.00	0.00	14.62
		3	0.00	0.00	✓	0.52	0.09	0.52	1.00	0.00	4.95
	Bcf	1	0.00	0.00	✓	0.43			1.00	0.00	6.10
		2	0.00	0.00	✓	0.02			1.00	0.00	0.29
		3	0.00	0.00	✓	0.03			1.00	0.00	0.44
		4	0.00	0.00	✓	0.01			1.00	0.00	0.21
	Bf	1	0.00	0.00	✓	0.11			1.00	0.00	1.57
		2	0.00	0.00	✓	0.36			1.00	0.00	5.10
	C	1	0.00	0.00	✓	12.15	4.39	11.22	1.00	0.00	109.23
		2	0.00	0.00	✓	28.84	13.51	28.84	1.00	0.00	320.49
		3	0.00	0.00	✓	6.53	0.60	6.52	1.00	0.00	39.83
	Cf	1	0.00	0.00		0.05			1.00	0.00	0.66
		2	0.00	0.00		59.48			1.00	0.00	470.08
	D	1	0.00	0.00	✓	4.84	0.26	4.84	1.00	0.00	46.38
		2	0.00	0.00	✓	26.78	18.29	26.78	1.00	0.00	285.01
		3	0.00	0.00	✓	24.32	17.37	24.32	1.00	0.00	256.37
	Dc	1	0.00	0.00	✓	9.18	2.29	9.09	1.00	0.00	76.58
		2	0.00	0.00	✓	7.56	0.78	7.43	1.00	0.00	49.25
		3	0.00	0.00	✓	6.79	1.53	4.37	1.00	0.00	50.10
		4	0.00	0.00	✓	10.53	4.25	10.17	1.00	0.00	110.28
	Dcf	1	0.00	0.00	✓	0.06			1.00	0.00	0.82
		2	0.00	0.00	✓	9.00			1.00	0.00	42.58
		3	0.00	0.00	✓	2.39			1.00	0.00	6.45
		4	0.00	0.00	✓	0.07			1.00	0.00	0.94
		5	0.00	0.00	✓	9.69			1.00	0.00	25.66
	Df	1	0.00	0.00	✓	67.69			1.00	0.00	489.44
		2	0.00	0.00	✓	5.55			1.00	0.00	15.75
Dxp	1	0.00	0.00	✓	1.17	0.09	1.11	1.00	0.00	3.17	
	2	0.00	0.00	✓	0.15	0.01	0.15	1.00	0.00	0.42	
		1	0.00	0.00	✓	3.71	0.20	3.60	1.00	0.00	22.51

07:30-08:30	Ec	2	0.00	0.00	✓	10.85	3.92	10.82	1.00	0.00	102.89
		3	0.00	0.00	✓	6.11	1.92	6.07	1.00	0.00	51.82
		4	0.00	0.00	✓	7.02	0.12	6.95	1.00	0.00	40.86
	Ecf	1	0.00	0.00	✓	4.92			1.00	0.00	4.67
		2	0.00	0.00	✓	0.19			1.00	0.00	2.73
		3	0.00	0.00	✓	7.40			1.00	0.00	47.46
	Ef	4	0.00	0.00	✓	8.53			1.00	0.00	62.72
		1	0.00	0.00	✓	0.17			1.00	0.00	2.44
	Exp	2	0.00	0.00	✓	0.04			1.00	0.00	0.58
		1	0.00	0.00	✓	5.20	0.51	3.01	1.00	0.00	16.46
	F	2	0.00	0.00	✓	2.35	0.03	0.03	1.00	0.00	0.49
		1	0.00	0.00	✓	6.18	1.52	5.79	1.00	0.00	60.51
	Fc	2	0.00	0.00	✓	2.68	0.19	2.61	1.00	0.00	22.86
		3	0.00	0.00	✓	3.56	0.40	3.49	1.00	0.00	32.12
		1	0.00	0.00	✓	11.04	5.55	10.80	1.00	0.00	101.30
	Ff	2	0.00	0.00	✓	12.11	2.14	5.68	1.00	0.00	55.54
		3	0.00	0.00	✓	18.58	0.73	6.12	1.00	0.00	39.29
		1	0.00	0.00	✓	0.04			1.00	0.00	0.61
	G	2	0.00	0.00	✓	0.01			1.00	0.00	0.11
		1	0.00	0.00	✓	7.55	0.79	6.44	1.00	0.00	67.34
	Gf	2	0.00	0.00	✓	2.78	0.08	2.78	1.00	0.00	32.18
		1	0.00	0.00	✓	2.34			1.00	0.00	0.29
	xA	2	0.00	0.00	✓	2.33			1.00	0.00	0.17
		1	0.00	0.00	✓	10.03			1.00	0.00	16.58
	xB	2	0.00	0.00	✓	2.81			1.00	0.00	7.26
	xC	1	0.00	0.00	✓	0.00			1.00	0.00	0.00
		2	0.00	0.00	✓	9.49			1.00	0.00	25.06
	xD	2	0.00	0.00	✓	4.71			1.00	0.00	8.92
		1	0.00	0.00	✓	0.00			1.00	0.00	0.00
	xE	2	0.00	0.00	✓	0.00			1.00	0.00	0.00
		1	0.00	0.00	✓	0.00			1.00	0.00	0.00
	xF	1	0.00	0.00	✓	0.00			1.00	0.00	0.00
	Cc1	1	0.00	0.00	✓	2.62	0.09	1.99	1.00	0.00	16.17
	E1	1	0.00	0.00	✓	4.44	0.44	4.35	1.00	0.00	38.69
		2	0.00	0.00	✓	15.85	8.15	15.14	1.00	0.00	168.08
	Gf1	1	0.00	0.00	✓	0.21			1.00	0.00	0.52
	Cc2	2	0.00	0.00	✓	4.88	0.17	4.75	1.00	0.00	32.09
		3	0.00	0.00	✓	13.43	0.56	8.99	1.00	0.00	60.77
		4	0.00	0.00	✓	12.99	1.19	8.43	1.00	0.00	78.23
		5	0.00	0.00	✓	11.76	0.17	8.50	1.00	0.00	45.20
	E2	3	0.00	0.00	✓	5.26	0.57	4.86	1.00	0.00	44.40
		4	0.00	0.00	✓	2.37	0.05	1.73	1.00	0.00	13.64
	TC5	2	0.00	0.00	✓	3.29	0.41	3.20	1.00	0.00	11.05
		3	0.00	0.00	✓	2.51	0.82	1.70	1.00	0.00	13.49
4		0.00	0.00	✓	0.00	0.00	0.00	1.00	0.00	0.00	
TC9	1	0.00	0.00	✓	5.50	0.10	5.02	1.00	0.00	14.84	
	2	0.00	0.00	✓	3.01	0.03	2.74	1.00	0.00	7.19	
	3	0.00	0.00	✓	2.47	0.02	2.39	1.00	0.00	6.12	
TC35	1	0.00	0.00	✓	1.52	0.03	1.48	1.00	0.00	2.98	
TC36	1	0.00	0.00	✓	0.00			1.00	0.00	0.01	
TC37	1	0.00	0.00	✓	0.07	0.00	0.07	1.00	0.00	0.14	
TC38	1	0.00	0.00	✓	2.42			1.00	0.00	0.68	
TC39	2	0.00	0.00	✓	0.25			1.00	0.00	3.61	
	3	0.00	0.00	✓	0.45			1.00	0.00	6.44	
TC40	2	0.00	0.00	✓	0.00			1.00	0.00	0.00	
	3	0.00	0.00	✓	0.00			1.00	0.00	0.00	
TC41	1	0.00	0.00	✓	2.51	0.10	1.61	1.00	0.00	13.23	

TC42	1	0.00	0.00	✓	0.00	0.00	0.00	1.00	0.00	0.00
TC43	1	0.00	0.00	✓	0.00			1.00	0.00	0.00
47	1	0.00	0.00	✓	0.76			1.00	0.00	10.78
48	1	0.00	0.00		50.55			1.00	0.00	19.43
49	1	0.00	0.00	✓	0.05			1.00	0.00	0.74
	2	0.00	0.00	✓	0.06			1.00	0.00	0.92
50	1	0.00	0.00	✓	3.35			1.00	0.00	46.71
51	1	0.00	0.00	✓	0.11			1.00	0.00	1.55

## Pedestrian Crossing Results

### Pedestrian Crossings: Pedestrian summary

Time Segment	Crossing	Side	Degree of saturation (%)	Calculated Flow Entering (Ped/hr)	Calculated sat flow (Ped/hr)	Actual green (s per cycle)	Mean Delay Per Ped (s)	Mean max queue (Ped)	Weighted cost of delay (£ per hr)	Performance Index (£ per hr)
07:30-08:30	1	1	0	0	11000	7	0.00	0.00	0.00	0.00
		2	0	0	11000	7	0.00	0.00	0.00	0.00
	2	1	0	0	11000	56	0.00	0.00	0.00	0.00
		2	0	0	11000	56	0.00	0.00	0.00	0.00
	3	1	0	0	11000	8	0.00	0.00	0.00	0.00
		2	0	0	11000	8	0.00	0.00	0.00	0.00
	4	1	0	0	11000	68	0.00	0.00	0.00	0.00
		2	0	0	11000	68	0.00	0.00	0.00	0.00
	5	1	0	0	11000	68	0.00	0.00	0.00	0.00
		2	0	0	11000	68	0.00	0.00	0.00	0.00
	6	1	0	0	0	0	0.00	0.00	0.00	0.00
		2	0	0	0	0	0.00	0.00	0.00	0.00
	7	1	0	0	11000	68	0.00	0.00	0.00	0.00
		2	0	0	11000	68	0.00	0.00	0.00	0.00
	8	1	0	0	0	0	0.00	0.00	0.00	0.00
		2	0	0	0	0	0.00	0.00	0.00	0.00
	9	1	0	0	11000	20	0.00	0.00	0.00	0.00
		2	0	0	11000	20	0.00	0.00	0.00	0.00
	10	1	0	0	11000	32	0.00	0.00	0.00	0.00
		2	0	0	11000	32	0.00	0.00	0.00	0.00
	11	1	0	0	11000	64	0.00	0.00	0.00	0.00
		2	0	0	11000	64	0.00	0.00	0.00	0.00
	12	1	0	0	11000	62	0.00	0.00	0.00	0.00
		2	0	0	11000	62	0.00	0.00	0.00	0.00
	13	1	0	0	11000	8	0.00	0.00	0.00	0.00
		2	0	0	11000	8	0.00	0.00	0.00	0.00
	14	1	0	0	11000	102	0.00	0.00	0.00	0.00
		2	0	0	11000	102	0.00	0.00	0.00	0.00
	15	1	0	0	11000	11	0.00	0.00	0.00	0.00
		2	0	0	11000	11	0.00	0.00	0.00	0.00
	16	1	0	0	11000	6	0.00	0.00	0.00	0.00
		2	0	0	11000	6	0.00	0.00	0.00	0.00
	17	1	0	0	11000	5	0.00	0.00	0.00	0.00
		2	0	0	11000	5	0.00	0.00	0.00	0.00

**Pedestrian Crossings: Flows and signals**

Time Segment	Crossing	Side	Calculated flow entering (Ped/hr)	Calculated flow out (Ped/hr)	Flow discrepancy (Ped/hr)	Adjusted flow warning	Calculated sat flow (Ped/hr)	Calculated capacity (Ped/hr)	Degree of saturation (%)	DOS Threshold exceeded	Practical reserve capacity	Mean modulus of error	Actual green (s (per cycle))
07:30-08:30	1	1	0	0	0		11000	917	0		Unrestricted	0.00	7
		2	0	0	0		11000	917	0		Unrestricted	0.00	7
	2	1	0	0	0		11000	5683	0		Unrestricted	0.00	56
		2	0	0	0		11000	5683	0		Unrestricted	0.00	56
	3	1	0	0	0		11000	1008	0		Unrestricted	0.00	8
		2	0	0	0		11000	1008	0		Unrestricted	0.00	8
	4	1	0	0	0		11000	6783	0		Unrestricted	0.00	68
		2	0	0	0		11000	6783	0		Unrestricted	0.00	68
	5	1	0	0	0		11000	6783	0		Unrestricted	0.00	68
		2	0	0	0		11000	6783	0		Unrestricted	0.00	68
	6	1	0	0	0		0	0	0		-100	0.00	0
		2	0	0	0		0	0	0		-100	0.00	0
	7	1	0	0	0		11000	6783	0		Unrestricted	0.00	68
		2	0	0	0		11000	6783	0		Unrestricted	0.00	68
	8	1	0	0	0		0	0	0		-100	0.00	0
		2	0	0	0		0	0	0		-100	0.00	0
	9	1	0	0	0		11000	2383	0		Unrestricted	0.00	20
		2	0	0	0		11000	2383	0		Unrestricted	0.00	20
	10	1	0	0	0		11000	3483	0		Unrestricted	0.00	32
		2	0	0	0		11000	3483	0		Unrestricted	0.00	32
	11	1	0	0	0		11000	6417	0		Unrestricted	0.00	64
		2	0	0	0		11000	6417	0		Unrestricted	0.00	64
	12	1	0	0	0		11000	6233	0		Unrestricted	0.00	62
		2	0	0	0		11000	6233	0		Unrestricted	0.00	62
	13	1	0	0	0		11000	1008	0		Unrestricted	0.00	8
		2	0	0	0		11000	1008	0		Unrestricted	0.00	8
	14	1	0	0	0		11000	9625	0		Unrestricted	0.00	102
		2	0	0	0		11000	9625	0		Unrestricted	0.00	102
	15	1	0	0	0		11000	1283	0		Unrestricted	0.00	11
		2	0	0	0		11000	1283	0		Unrestricted	0.00	11
	16	1	0	0	0		11000	825	0		Unrestricted	0.00	6
		2	0	0	0		11000	825	0		Unrestricted	0.00	6
	17	1	0	0	0		11000	733	0		Unrestricted	0.00	5
		2	0	0	0		11000	733	0		Unrestricted	0.00	5

**Pedestrian Crossings: Stops and delays**

Time Segment	Crossing	Side	Mean Cruise Time per Ped (s)	Mean Delay per Ped (s)	Total delay (Ped-hr/hr)	Weighted cost of delay (£ per hr)
07:30-08:30	(ALL)	(ALL)	1.00	0.00	0.00	0.00

**Pedestrian Crossings: Queues and blocking**

Time Segment	Crossing	Side	Mean max queue (Ped)	Max queue storage (Ped)	Utilised storage (%)	Excess queue penalty (£ per hr)
07:30-08:30	(ALL)	(ALL)	0.00	10.00	0.00	0.00

**Pedestrian Crossings: Advanced**

Time Segment	Crossing	Side	Degree of saturation penalty (£ per hr)	Ped gap accepting penalty (£ per hr)	Mean Max Queue EoTS (Ped)	Ped Factor	Cost of traffic penalties (£ per hr)	Performance Index (£ per hr)
07:30-08:30	(ALL)	(ALL)	0.00	0.00	0.00	1.00	0.00	0.00

## Network Results

### Run Summary

Analysis set used	Run start time	Run finish time	Modelling start time (HH:mm)	Network Cycle Time (s)	Performance Index (£ per hr)	Total network delay (PCU-hr/hr)	Highest DOS (%)	Item with highest DOS	Number of oversaturated items	Percentage of oversaturated items (%)	Item with worst signalised PRC	Item with worst unsignalised PRC	Item with worst over PR
1	02/07/2021 14:49:57	02/07/2021 14:50:09	07:30	120	4276.75	256.36	104.09	Df/1	10	7	TC42/1	Df/1	TC4

### Network Results: Vehicle summary

Time Segment	Degree of saturation (%)	Practical reserve capacity (%)	Calculated flow entering (PCU/hr)	Actual green (s per cycle)	Mean Delay per Veh (s)	Weighted cost of delay (£ per hr)	Weighted cost of stops (£ per hr)	Performance Index (£ per hr)
07:30-08:30	104	-100	71276	9755	12.95	3640.36	636.40	4276.75

### Network Results: Pedestrian summary

Time Segment	Degree of saturation (%)	Calculated Flow Entering (Ped/hr)	Actual green (s per cycle)	Mean Delay Per Ped (s)	Weighted cost of delay (£ per hr)	Performance Index (£ per hr)
07:30-08:30	0	0	1170	0.00	0.00	0.00

### Network Results: Flows and signals

Time Segment	Calculated flow entering (PCU/hr)	Calculated flow out (PCU/hr)	Flow discrepancy (PCU/hr)	Adjusted flow warning	Degree of saturation (%)	DOS Threshold exceeded	Practical reserve capacity (%)	Actual green (s per cycle)
07:30-08:30	71276	71208	429	✓	104	✓	-100	10925

### Network Results: Stops and delays

Time Segment	Mean Cruise Time per Veh (s)	Mean Delay per Veh (s)	Total delay (PCU-hr/hr)	Weighted cost of delay (£ per hr)	Mean stops per Veh (%)	Total stops (Stops per hr)	Weighted cost of stops (£ per hr)
07:30-08:30	8.71	12.95	256.36	3640.36	36.89	26153.82	636.40

### Network Results: Queues and blocking

Time Segment	Utilised storage (%)	Excess queue penalty (£ per hr)	Wasted time total (s per cycle)
07:30-08:30	527.28	0.00	2330.69

### Network Results: Advanced

Time Segment	Degree of saturation penalty (£ per hr)	Ped gap accepting penalty (£ per hr)	Warmed up	PCU Factor	Cost of traffic penalties (£ per hr)	Controller stream penalties (£ per hr)	Performance Index (£ per hr)
07:30-08:30	0.00	0.00		1.00	0.00	0.00	4276.75

## Point to Point Journey Time

### Average Journey Time (s) for Local Matrix: 1

		To							
		A28	B28	C28	D28	E28	F28	G28	H28
From	A28	0.0	121.0	112.2	139.4	145.3	206.8	219.7	0.0
	B28	324.9	0.0	114.1	346.6	200.3	409.8	340.9	0.0
	C28	205.8	208.3	0.0	201.4	195.3	332.3	301.6	0.0
	D28	107.4	156.3	159.8	0.0	192.9	113.4	122.1	0.0
	E28	147.7	142.2	199.2	59.2	0.0	111.9	119.4	0.0
	F28	114.6	157.9	153.7	172.1	179.2	0.0	17.5	0.0
	G28	59.4	100.9	97.8	113.2	127.1	196.3	0.0	0.0
	H28	0.0	0.0	0.0	0.0	0.0	0.0	0.0	0.0

### Path Journey Time

Path	From Location	To Location	Normal Calculated Flow (PCU/hr)	Normal journey time (s)	Calculated Total Flow (PCU/hr)	Avg journey time (s)
23	C28	A28	480	203.98	480	203.98

24	C28	C28	0	0.00	0	0.00
25	C28	C28	0	0.00	0	0.00
32	C28	E28	162	195.31	162	195.31
36	C28	E28	0	0.00	0	0.00
41	E28	A28	456	149.12	456	149.12
42	E28	C28	36	193.53	36	193.53
43	E28	C28	0	0.00	0	0.00
44	E28	E28	0	0.00	0	0.00
45	E28	E28	0	0.00	0	0.00
49	C28	D28	217	201.41	217	201.41
50	E28	D28	51	59.23	51	59.23
68	E28	G28	168	120.33	168	120.33
86	F28	D28	6	167.76	6	167.76
91	C28	F28	38	332.30	38	332.30
92	E28	F28	43	111.91	43	111.91
96	A28	C28	0	0.00	0	0.00
97	G28	D28	0	0.00	0	0.00
98	G28	E28	0	0.00	0	0.00
99	C28	B28	27	206.88	27	206.88
100	E28	B28	135	128.88	135	128.88
101	E28	E28	0	0.00	0	0.00
102	A28	C28	233	109.31	233	109.31
103	F28	B28	0	0.00	0	0.00
104	C28	G28	399	340.72	399	340.72
105	D28	H28	0	0.00	0	0.00
106	G28	C28	91	92.97	91	92.97
107	A28	B28	23	120.01	23	120.01
108	B28	G28	332	309.40	332	309.40
109	C28	G28	230	197.02	230	197.02
110	E28	G28	22	112.08	22	112.08
111	B28	G28	0	0.00	0	0.00
112	F28	G28	18	17.54	18	17.54
113	F28	A28	14	114.59	14	114.59
114	C28	H28	0	0.00	0	0.00
115	B28	C28	9	116.77	9	116.77
116	F28	C28	2	148.77	2	148.77
117	H28	H28	0	0.00	0	0.00
118	F28	C28	0	0.00	0	0.00
119	F28	E28	2	184.88	2	184.88
120	F28	E28	2	167.96	2	167.96
121	A28	A28	0	0.00	0	0.00
122	C28	C28	0	0.00	0	0.00
123	C28	C28	0	0.00	0	0.00
124	E28	C28	0	0.00	0	0.00
125	H28	A28	0	0.00	0	0.00
126	D28	C28	0	0.00	0	0.00
127	D28	C28	0	0.00	0	0.00
128	H28	C28	0	0.00	0	0.00
129	F28	C28	2	147.46	2	147.46
130	G28	C28	91	107.33	91	107.33
131	G28	E28	123	130.41	123	130.41
132	H28	C28	0	0.00	0	0.00
133	H28	E28	0	0.00	0	0.00
134	H28	D28	0	0.00	0	0.00
135	H28	E28	0	0.00	0	0.00
136	E28	E28	0	0.00	0	0.00
137	H28	G28	0	0.00	0	0.00
138	H28	G28	0	0.00	0	0.00

139	D28	E28	7	196.64	7	196.64
140	D28	D28	0	0.00	0	0.00
141	D28	E28	7	188.01	7	188.01
142	C28	H28	0	0.00	0	0.00
143	E28	H28	0	0.00	0	0.00
144	H28	D28	0	0.00	0	0.00
145	H28	H28	0	0.00	0	0.00
146	F28	H28	0	0.00	0	0.00
147	F28	E28	2	187.43	2	187.43
148	F28	D28	6	176.44	6	176.44
149	C28	B28	3	220.99	3	220.99
150	E28	B28	336	147.62	336	147.62
151	B28	A28	0	0.00	0	0.00
152	H28	B28	0	0.00	0	0.00
153	F28	B28	9	157.92	9	157.92
154	E28	A28	18	110.93	18	110.93
155	E28	C28	4	157.76	4	157.76
156	C28	G28	60	330.78	60	330.78
157	H28	B28	0	0.00	0	0.00
158	B28	D28	264	346.57	264	346.57
159	B28	E28	145	346.77	145	346.77
160	B28	G28	135	418.26	135	418.26
161	B28	F28	37	409.84	37	409.84
162	B28	H28	0	0.00	0	0.00
163	B28	A28	34	324.90	34	324.90
164	B28	B28	0	0.00	0	0.00
165	B28	B28	0	0.00	0	0.00
166	B28	C28	68	113.77	68	113.77
167	B28	E28	435	151.44	435	151.44
168	G28	A28	330	59.35	330	59.35
169	G28	B28	66	101.46	66	101.46
170	G28	B28	66	100.31	66	100.31
171	G28	H28	0	0.00	0	0.00
175	G28	C28	0	0.00	0	0.00
176	G28	E28	49	128.53	49	128.53
177	G28	D28	118	113.16	118	113.16
178	G28	E28	34	112.95	34	112.95
181	G28	G28	0	0.00	0	0.00
185	A28	B28	23	122.07	23	122.07
186	A28	C28	49	125.78	49	125.78
187	A28	E28	273	149.27	273	149.27
195	D28	G28	167	122.22	167	122.22
196	D28	F28	87	113.38	87	113.38
197	D28	G28	53	121.85	53	121.85
198	D28	A28	3	107.38	3	107.38
199	D28	B28	86	156.73	86	156.73
200	D28	B28	86	155.15	86	155.15
201	D28	C28	94	155.82	94	155.82
204	D28	C28	45	167.97	45	167.97
205	D28	E28	27	195.70	27	195.70
206	D28	D28	0	0.00	0	0.00
207	D28	E28	7	182.99	7	182.99
210	A28	G28	503	222.34	503	222.34
211	A28	H28	0	0.00	0	0.00
212	A28	D28	0	0.00	0	0.00
213	A28	E28	102	138.39	102	138.39
214	G28	G28	0	0.00	0	0.00
215	G28	F28	66	196.31	66	196.31



Arm	Traffic Stream	Name	Traffic node	Controller stream	Phase	Calculated flow entering (PCU/hr)	Calculated sat flow (PCU/hr)	Actual green (s (per cycle))	Wasted time total (s (per cycle))	Degree of saturation (%)	Practical reserve capacity (%)	JourneyTime (s)	Mean Delay per Veh (s)	Mean stops per Veh (%)	Mean max queue (PCU)
A	1	(untitled)	6	771-2	E	344	2050	36	0.00	53	70	20.61	15.03	77.07	5.16
	2	(untitled)	6	771-2	E	202	2050	36	0.00	31	189	17.79	12.02	71.11	2.76
	3	(untitled)	6	771-2	E	319	2050	36	0.00	49	83	20.99	15.10	78.59	5.04
	4	(untitled)	6	771-2	E	277	2050	36	0.00	43	111	20.07	14.04	76.14	4.85
Ac	1	(untitled)	6	771-2	D	997	2263	64	8.00	80	12	20.11	12.93	38.57	6.57
	2	(untitled)	6	771-2	D	176	2263	64	46.56	15	512	11.09	1.60	37.76	2.12
	3	(untitled)	6	771-2	D	295	2263	64	18.00	24	280	8.31	1.71	38.08	4.69
Acf	1	(untitled)	6			1173	2263	120	32.00	52	74	6.07	0.85	0.00	0.28
	2	(untitled)	6			295	2263	120	68.00	13	590	7.36	0.12	0.00	0.01
Af	1	(untitled)	6			546	2050	120	28.00	27	238	6.74	0.32	0.00	0.05
	2	(untitled)	6			319	2050	120	28.00	16	478	6.55	0.16	0.00	0.01
	3	(untitled)	6			277	2050	120	28.00	14	566	6.50	0.14	0.00	0.01
B	1	(untitled)	1	769-1	B	279	2050	38	0.00	41	120	24.36	17.26	72.98	3.40
	2	(untitled)	1	769-1	B	392	2150	38	0.42	55	63	26.81	19.52	77.73	5.20
	3	(untitled)	1	769-1	B	508	2100	38	0.62	74	22	32.39	24.91	85.84	7.30
	4	(untitled)	1	769-1	B	503	2050	38	0.00	74	22	37.17	24.88	92.13	7.75
Bc	1	(untitled)	1	769-1	A	414	2050	58	8.00	40	123	15.93	3.97	11.91	2.07
	2	(untitled)	1	769-1	A	499	2050	58	8.00	49	85	17.89	6.06	24.18	2.16
	3	(untitled)	1	769-1	A	356	2050	58	12.00	35	159	14.74	3.03	8.73	0.52
Bcf	1	(untitled)	1			1341	2263	120	24.00	59	52	5.30	1.15	0.00	0.43
	2	(untitled)	1			414	2263	120	60.00	18	392	5.48	0.18	0.00	0.02
	3	(untitled)	1			499	2263	120	34.00	22	308	5.87	0.22	0.00	0.03
	4	(untitled)	1			356	2263	120	64.00	16	472	6.15	0.15	0.00	0.01
Bf	1	(untitled)	1			671	1800	120	0.00	37	141	27.93	0.59	0.00	0.11
	2	(untitled)	1			1011	1800	120	0.00	56	60	28.69	1.28	0.00	0.36
C	1	(untitled)	2	769-2	G	512	2100	30	0.00	91	-2	64.40	49.86	132.88	11.80
	2	(untitled)	2	769-2	G	564 <	2200	30	0.00	96	-6	150.69	136.01	250.08	27.38 +
	3	(untitled)	2	769-2	G	356	2050	30	10.00	65	38	39.83	24.91	109.84	6.52
Cf	1	(untitled)	2			510	1965	120	0.00	26	247	17.67	0.32	0.23	0.05
	2	(untitled)	2			943 <	1965	120	63.82	102	-12	137.33	119.83	213.14	45.72 +
D	1	(untitled)	3	770-1	B	364	2050	40	2.00	51	77	29.94	25.81	79.68	4.84
	2	(untitled)	3	770-1	B	648 <	1850	40	0.00	100	-10	105.09	100.96	130.63	21.52 +
	3	(untitled)	3	770-1	B	740 <	2250	40	2.38	100	-10	80.77	76.80	135.51	19.38 +
Dc	1	(untitled)	3	770-1	A	918 <	2100	60	0.02	85	6	20.14	16.34	59.09	9.14 +
	2	(untitled)	3	770-1	A	751	2100	60	0.00	69	30	15.39	11.74	59.97	7.56
	3	(untitled)	3	770-1	A	639	2100	60	16.12	80	13	17.64	14.13	70.64	6.77
	4	(untitled)	3	770-1	A	859 <	2100	60	11.99	91	-1	29.34	25.98	80.91	10.32 +
Dcf	1	(untitled)	3			589	2050	120	28.00	29	213	5.30	0.35	0.00	0.06
	2	(untitled)	3			1150	2100	120	47.50	71	27	11.22	6.28	38.23	9.00
	3	(untitled)	3			751	2100	120	39.67	44	106	6.79	1.30	11.58	2.39
	4	(untitled)	3			639	2100	120	28.00	30	196	7.60	0.37	0.00	0.07
	5	(untitled)	3			859	2100	120	68.37	49	83	9.59	4.57	36.97	9.69
Df	1	(untitled)	3-2			1053 <	1900	120	56.11	104	-14	135.30	111.30	214.01	45.68 +
	2	(untitled)	3-2			740	2250	120	35.78	47	92	28.13	4.13	39.98	5.55
Dxp	1	(untitled)	3-2	770-2	D	589	2050	101	18.00	34	166	4.44	0.94	5.20	1.17
	2	(untitled)	3-2	770-2	D	232	2050	101	47.00	13	576	3.96	0.31	1.72	0.15
Ec	1	(untitled)	4	770-3	F	597	2150	70	9.00	46	94	10.21	6.46	38.16	3.71
	2	(untitled)	4	770-3	F	1222 <	2263	70	0.00	90	0	20.76	17.13	51.80	10.73 +
	3	(untitled)	4	770-3	F	1120	2263	70	2.00	82	9	12.60	9.10	32.37	6.09
	4	(untitled)	4	770-3	F	513	2250	70	30.00	38	137	16.96	13.52	82.02	7.02
Ecf	1	(untitled)	4			1074	2100	120	22.39	51	75	4.38	0.94	2.04	4.92
	2	(untitled)	4			960	2100	120	20.00	46	97	4.20	0.72	0.00	0.19
	3	(untitled)	4			1222	2263	120	39.73	73	23	10.48	6.96	35.46	7.40
	4	(untitled)	4			1663	2300	120	31.25	86	5	11.16	7.29	28.55	8.49

Ef	1	(untitled)	4			834	1900	120	0.00	44	105	16.05	0.74	0.00	0.17
	2	(untitled)	4			471	1900	120	0.00	25	263	15.62	0.31	0.00	0.04
Exp	1	(untitled)	4-2	770-4	L	1074	2050	100	16.00	62	45	6.76	2.87	12.44	5.20
	2	(untitled)	4-2	770-4	L	363	2050	100	51.00	21	328	4.31	0.28	0.75	2.35
F	1	(untitled)	5	771-1	B	307	2100	20	0.00	80	13	47.22	40.83	112.31	6.14
	2	(untitled)	5	771-1	B	175	2100	20	0.00	45	98	32.15	25.72	90.86	2.68
	3	(untitled)	5	771-1	B	223	2100	20	0.00	58	55	35.30	28.76	95.32	3.55
Fc	1	(untitled)	5	771-1	A	1433	2263	80	6.00	93	-3	35.17	16.06	43.95	10.77
	2	(untitled)	5	771-1	A	1164	2263	80	15.24	83	9	28.62	9.89	51.40	12.09
	3	(untitled)	5	771-1	A	1041	2263	80	16.98	68	32	26.10	6.67	73.08	18.58
Ff	1	(untitled)	5			482	1900	120	0.00	25	255	33.41	0.32	0.00	0.04
	2	(untitled)	5			223	1900	120	0.00	12	667	33.17	0.13	0.00	0.01
G	1	(untitled)	2	769-2	F	339	2050	28	9.46	70	29	61.42	45.35	115.74	7.54
	2	(untitled)	2	769-2	F	162	2050	28	18.73	32	178	52.87	41.42	109.93	2.78
Gf	1	(untitled)	4			336	2050	120	90.03	16	449	3.10	0.18	0.49	2.34
	2	(untitled)	4			135	2050	120	90.19	7	1264	2.99	0.11	2.53	2.33
xA	1	(untitled)	10			1514	2263	120	21.88	69	31	19.30	2.08	8.58	10.03
	2	(untitled)	10			1361	2263	120	28.39	60	49	18.47	1.23	1.55	2.81
xB	1	(untitled)				1341	Unrestricted	120	2.00	0	Unrestricted	5.79	0.00	0.00	0.00
xC	1	(untitled)				559	1900	120	56.30	47	93	15.31	6.64	58.07	9.49
	2	(untitled)				337	1900	120	64.21	25	263	11.68	2.98	45.80	4.71
xD	1	(untitled)				589	Unrestricted	120	15.00	0	Unrestricted	9.13	0.00	0.00	0.00
	2	(untitled)				232	Unrestricted	120	53.00	0	Unrestricted	9.21	0.00	0.00	0.00
xE	1	(untitled)				1074	Unrestricted	120	11.00	0	Unrestricted	13.04	0.00	0.00	0.00
	2	(untitled)				363	Unrestricted	120	52.00	0	Unrestricted	13.04	0.00	0.00	0.00
xF	1	(untitled)				648	Unrestricted	120	4.00	0	Unrestricted	12.19	0.00	0.00	0.00
Cc1	1	(untitled)	2	769-2	E	395	2050	64	10.00	35	157	14.08	7.43	30.18	2.62
E1	1	(untitled)	4	770-3	G	306	2050	28	0.00	60	51	30.99	24.99	86.74	4.43
	2	(untitled)	4	770-3	G	528 <	2200	28	0.00	96	-6	74.44	68.44	150.64	14.48 +
Gf1	1	(untitled)	4			30	677	120	88.00	4	1932	5.51	1.82	31.74	0.21
Cc2	2	(untitled)	2	769-2	D	521	2150	66	8.98	43	107	17.98	10.92	57.18	4.88
	3	(untitled)	2	769-2	D	741	2050	66	8.00	64	41	22.00	14.62	86.80	13.43
	4	(untitled)	2	769-2	D	791	2150	66	17.88	76	18	24.55	17.59	93.60	12.98
	5	(untitled)	2	769-2	D	503	2050	66	38.00	43	108	24.86	16.88	104.39	11.76
E2	3	(untitled)	4	770-3	H	336	2150	28	0.75	64	40	30.25	26.25	89.07	5.25
	4	(untitled)	4	770-3	H	135	2050	28	0.00	26	242	23.41	19.34	77.08	2.37
TC5	2	(untitled)	TC771-6	TC777-1	A	1138	2263	101	12.00	59	54	4.95	2.19	8.65	3.29
	3	(untitled)	TC771-6	TC777-1	A	1361	2263	101	19.00	70	28	5.14	2.38	4.27	2.51
	4	(untitled)	TC771-6	TC777-1	C	0	1800	11	12.00	0	Unrestricted	0.00	0.00	0.00	0.00
TC9	1	(untitled)	TC771-6	TC777-1	B	521	1925	86	0.00	36	147	17.22	6.22	31.65	5.50
	2	(untitled)	TC771-6	TC777-1	B	305	1966	86	0.00	21	330	16.12	5.07	28.59	3.01
	3	(untitled)	TC771-6	TC777-1	B	267	1947	86	0.00	18	387	16.05	4.92	27.74	2.47
TC35	1	(untitled)	TC771-6	TC777-1	A	375	1900	101	13.00	23	291	4.50	1.61	12.71	1.52
TC36	1	(untitled)	TC771-6			67	1800	120	0.00	4	2318	3.07	0.04	0.00	0.00
TC37	1	(untitled)	TC771-6	TC777-2	J	18	1850	105	105.00	1	8071	4.08	0.89	11.68	0.07
TC38	1	(untitled)	TC771-6			18	238	120	48.00	8	1089	6.17	4.64	56.73	2.42
TC39	2	(untitled)	TC771-6			1138	2263	120	29.00	50	79	3.34	0.80	0.00	0.25
	3	(untitled)	TC771-6			1361	2263	120	36.00	60	50	3.59	1.20	0.00	0.45

TC40	2	(untitled)	TC771-6			1156	Unrestricted	120	13.00	0	Unrestricted	4.23	0.00	0.00	0.00
	3	(untitled)	TC771-6			1361	Unrestricted	120	16.00	0	Unrestricted	4.02	0.00	0.00	0.00
TC41	1	(untitled)	TC771-6	TC777-1	D	49	1850	8	5.00	35	155	63.68	59.75	98.26	2.51
TC42	1	(untitled)	TC771-6	TC777-1	E	0	0	0	0.00	0	-100	0.00	0.00	0.00	0.00
TC43	1	(untitled)				0	1800	120	120.00	0	Unrestricted	0.00	0.00	0.00	0.00
47	1	(untitled)	2			896	1300	120	12.00	69	31	19.09	3.05	0.00	0.76
48	1	(untitled)	2			1459 <	1965	120	0.93	75	20	9.91	3.29	2.61	50.55 +
49	1	(untitled)	TC771-6			521	1900	120	0.00	27	228	3.51	0.36	0.00	0.05
	2	(untitled)	TC771-6			572	1900	120	0.00	30	199	3.56	0.41	0.00	0.06
50	1	(untitled)	1			1682	1900	120	0.00	89	2	12.82	7.04	0.00	3.29
51	1	(untitled)	4-2			705	1900	120	0.00	37	143	5.05	0.56	0.00	0.11

### Pedestrian Crossing Results

Pedestrian	Side	Name	Traffic node	SIGNALS		FLOWS		PERFORMANCE			PER PED		QUEUES	WEIGHTS	P
				Controller stream	Phase	Calculated Flow Entering (Ped/hr)	Calculated sat flow (Ped/hr)	Actual green (s per cycle)	Degree of saturation (%)	Practical reserve capacity	JourneyTime (s)	Mean Delay per Ped (s)	Mean max queue (Ped)	Delay weighting (%)	P
1	1	(untitled)	3-2	770-2	E	0	11000	7	0	Unrestricted	0.00	0.00	0.00	100	
	2	(untitled)	3-2	770-2	E	0	11000	7	0	Unrestricted	0.00	0.00	0.00	100	
2	1	(untitled)	3	770-1	C	0	11000	56	0	Unrestricted	0.00	0.00	0.00	100	
	2	(untitled)	3	770-1	C	0	11000	56	0	Unrestricted	0.00	0.00	0.00	100	
3	1	(untitled)	4-2	770-4	M	0	11000	8	0	Unrestricted	0.00	0.00	0.00	100	
	2	(untitled)	4-2	770-4	M	0	11000	8	0	Unrestricted	0.00	0.00	0.00	100	
4	1	(untitled)	4	770-3	J	0	11000	68	0	Unrestricted	0.00	0.00	0.00	100	
	2	(untitled)	4	770-3	J	0	11000	68	0	Unrestricted	0.00	0.00	0.00	100	
5	1	(untitled)	4	770-3	I	0	11000	68	0	Unrestricted	0.00	0.00	0.00	100	
	2	(untitled)	4	770-3	I	0	11000	68	0	Unrestricted	0.00	0.00	0.00	100	
6	1	(untitled)	4	770-3	K	0	0	0	0	-100	0.00	0.00	0.00	100	
	2	(untitled)	4	770-3	K	0	0	0	0	-100	0.00	0.00	0.00	100	
7	1	(untitled)	5	771-1	C	0	11000	68	0	Unrestricted	0.00	0.00	0.00	100	
	2	(untitled)	5	771-1	C	0	11000	68	0	Unrestricted	0.00	0.00	0.00	100	
8	1	(untitled)	1	769-1	C	0	0	0	0	-100	0.00	0.00	0.00	100	
	2	(untitled)	1	769-1	C	0	0	0	0	-100	0.00	0.00	0.00	100	
9	1	(untitled)	2	769-2	J	0	11000	20	0	Unrestricted	0.00	0.00	0.00	100	
	2	(untitled)	2	769-2	J	0	11000	20	0	Unrestricted	0.00	0.00	0.00	100	
10	1	(untitled)	2	769-2	K	0	11000	32	0	Unrestricted	0.00	0.00	0.00	100	
	2	(untitled)	2	769-2	K	0	11000	32	0	Unrestricted	0.00	0.00	0.00	100	
11	1	(untitled)		769-2	H	0	11000	64	0	Unrestricted	0.00	0.00	0.00	100	
	2	(untitled)		769-2	H	0	11000	64	0	Unrestricted	0.00	0.00	0.00	100	
12	1	(untitled)	2	769-2	I	0	11000	62	0	Unrestricted	0.00	0.00	0.00	100	
	2	(untitled)	2	769-2	I	0	11000	62	0	Unrestricted	0.00	0.00	0.00	100	
13	1	(untitled)		TC777-1	I	0	11000	8	0	Unrestricted	0.00	0.00	0.00	100	
	2	(untitled)		TC777-1	I	0	11000	8	0	Unrestricted	0.00	0.00	0.00	100	
14	1	(untitled)		TC777-1	F	0	11000	102	0	Unrestricted	0.00	0.00	0.00	100	
	2	(untitled)		TC777-1	F	0	11000	102	0	Unrestricted	0.00	0.00	0.00	100	
15	1	(untitled)		TC777-1	G	0	11000	11	0	Unrestricted	0.00	0.00	0.00	100	
	2	(untitled)		TC777-1	G	0	11000	11	0	Unrestricted	0.00	0.00	0.00	100	
16	1	(untitled)		TC777-1	H	0	11000	6	0	Unrestricted	0.00	0.00	0.00	100	
	2	(untitled)		TC777-1	H	0	11000	6	0	Unrestricted	0.00	0.00	0.00	100	
17	1	(untitled)		TC777-2	K	0	11000	5	0	Unrestricted	0.00	0.00	0.00	100	
	2	(untitled)		TC777-2	K	0	11000	5	0	Unrestricted	0.00	0.00	0.00	100	

### Network Results

	Distance travelled (PCU-km/hr)	Time spent (PCU-hr/hr)	Mean journey speed (kph)	Total delay (PCU-hr/hr)	Weighted cost of delay (£ per hr)	Weighted cost of stops (£ per hr)	Excess queue penalty (£ per hr)	Performance Index (£ per hr)
<b>Normal traffic</b>	6642.18	428.77	15.49	256.36	3640.36	636.40	0.00	4276.75
<b>Bus</b>	0.00	0.00	0.00	0.00	0.00	0.00	0.00	0.00
<b>Tram</b>	0.00	0.00	0.00	0.00	0.00	0.00	0.00	0.00
<b>Pedestrians</b>	0.00	0.00	0.00	0.00	0.00	0.00	0.00	0.00
<b>TOTAL</b>	6642.18	428.77	15.49	256.36	3640.36	636.40	0.00	4276.75

- | < = adjusted flow warning (upstream links/traffic streams are over-saturated)
- | \* = Traffic Stream - Normal, Bus or Tram Stop or Delay weighting has been set to a value other than 100%
- | ^ = Traffic Stream - Normal, Bus or Tram Stop or Delay Path weighting has been set to a value other than 100%
- | + = average link/traffic stream excess queue is greater than 0
- | **P.I. = PERFORMANCE INDEX**

