



# **ARBORICULTURAL REPORT & Impact Assessment to BS 5837:2012 at:**

*Land at*  
**Plane Street,  
Huddersfield,  
West Yorkshire  
HD4 6DF**

Prepared for:  
**Accent Housing**  
C/O Watson Batty Architects  
Shires Road,  
Guisley,  
Leeds,  
West Yorkshire  
LS20 8EU

Date: *June 2020*

Reference: AWA3228



# Contents

<b>1. Introduction.....</b>	<b>3</b>
1.1 Instructions and Brief .....	3
1.2 Survey Details .....	3
<b>2. The Site.....</b>	<b>4</b>
2.1 Location and Description .....	4
<b>3. The Trees.....</b>	<b>5</b>
3.1 Legal .....	5
3.2 Tree Survey Results .....	5
<b>4. Arboricultural Impact Assessment .....</b>	<b>8</b>
4.1 Proposed New Development.....	8
4.2 Direct Impacts.....	8
4.3 Indirect Impacts .....	8
4.4 Protection of the Retained Trees.....	9
<b>5. Signature .....</b>	<b>10</b>
<b>Appendix 1: Authors Qualifications &amp; Experience.....</b>	<b>12</b>
<b>Appendix 2: Survey Methodology and Limitations of Report.....</b>	<b>13</b>
<b>Appendix 3: Explanation of Tree Descriptions .....</b>	<b>14</b>
<b>Appendix 4: Tree Data .....</b>	<b>15</b>
<b>Appendix 5: Tree Constraints Plan.....</b>	<b>16</b>
<b>Appendix 6: Tree Impacts Plan .....</b>	<b>17</b>

# 1. Introduction

## 1.1 Instructions and Brief

- 1.1.1 We were instructed by Accent Housing C/O Matthew Ing of Watson Batty Architects to visit the site and prepare our findings in a report.
- 1.1.2 The report is required in accordance with *BS 5837:2012 Trees in relation to design, demolition and construction – Recommendations*, to provide detailed, independent, arboricultural advice on the trees present, in the context of potential development.

## 1.2 Survey Details

- 1.2.1 The survey took place during October 2019.
- 1.2.2 The trees were surveyed visually from the ground using “Visual Tree Assessment” techniques and in accordance with the guiding principles of British Standard 5837:2012.
- 1.2.3 Any additional off-site trees that could impact a new development design have been included in the tree survey parameters.
- 1.2.4 The tree positions were plotted on Ordnance Survey map base-layer using enhanced GPS technology (1-2m accuracy) and laser distance measurer.
- 1.2.5 This report has been prepared by Mr Adam Winson Chartered Arboriculturist, MSc, BSc (Hons), MICFor, MArborA, Principle and Director of AWA Tree Consultants Ltd. The tree survey data collection was carried out by Mr Patrick Rowntree, PTI (Lantra), Cert Arb L3, TechArborA, Arboriculturist at AWA Tree Consultants Ltd.
- 1.2.6 Full qualifications and experience are included within **Appendix 1**. Explanatory details regarding the survey methodology are included within **Appendix 2**. A full explanation of the tree data can be found at **Appendix 3**. Full details of all the trees surveyed are found in **Appendix 4**. For tree locations please refer to the Tree Constraints Plan at **Appendix 5**.

## 2. The Site

### 2.1 Location and Description

- 2.1.1 The site is located off Plane Street in the Primrose Hill district of Huddersfield, West Yorkshire.
- 2.1.2 The site currently consists a large hardstanding area on the site of a demolished school building. Towards the southern end of the site is an unmanaged woodland area. Residential dwellings are located beyond the northern and western boundaries, and open fields and overgrown areas lie to the south and east.
- 2.1.3 The approximate area of the survey is highlighted in the image below (Google Earth, 2019):



## 3. The Trees

### 3.1 Legal

- 3.1.1 An online search was undertaken with Kirklees Council on 18/06/20 to ascertain whether any trees at the site are located within a Conservation area or are protected by a Tree Preservation Order (TPO). As of this date no trees within the site are legally protected.
- 3.1.2 Due to the large potential penalties for illegally carrying out work to protected trees, before authorising any tree works a further check should be made with the Local Planning Authority to confirm if any trees are covered by a Tree Preservation Order or are within a Conservation Area. If either applies, then statutory permission is required before any works can take place. Statutory permission is not required for the removal of deadwood.
- 3.1.3 When appointing a tree surgeon, only properly qualified and experienced companies should be used, who have adequate Public Liability and Employer's Liability Insurance.

All tree work should be carried out according to British Standard 3998:2010 Tree Work - Recommendations.

### 3.2 Tree Survey Results

- 3.2.1 The tree survey revealed 96 items of woody vegetation, comprised of 84 individual trees and 12 groups of trees or shrub/hedge groups. Of the surveyed trees: 3 trees are retention category 'U'; 3 trees are retention category 'A', 4 trees are retention category 'B'; and the remaining 86 trees are retention category 'C' (explanatory details regarding the retention categories are included within Appendix 3).
- 3.2.2 Species diversity at the site is relatively good. The dominant tree species are Birch, Willow and Oak with several Ash, Cherry, Hawthorn, Maple and Sorbus, with occasional Blackthorn, Elder, Gum, Pine and Spruce. The site's trees had a good age diversity with a mix of semi-mature, early-mature and mature trees.
- 3.2.3 The central areas of the site contain little of arboricultural significance, generally consisting of self-set, naturalised pioneer species that have established since the site was abandoned (G11).

- 3.2.4 The most significant trees are T70, G80 and T85, all mature, category 'A' Oaks, situated to the south of the site. These trees have good amenity value and prospects and would make excellent landscape features to be incorporated into any proposed future development. The Oak T85 is the largest tree on site and is visible from across the entire site.
- 3.2.5 Adjacent to the northern site boundary is Gum T2. Due to its roadside position it is more visually prominent than many of the trees within the site and as such it currently provides moderate visual amenity. A full assessment of the tree's structural condition and value was not possible due to dense surrounding shrubs.
- 3.2.6 Located towards the centre of the site is a linear group of plantings (T21 and T23 to T38), situated within a low value dense understory (G22). The dense group G22 prevented access to many of the trees in the area and its removal would improve the prospects of trees T21 and T23 to T38 which collectively provide landscape and amenity value.
- 3.2.7 Spruce T41 and Pine T46 are situated towards the south-west of the site. These trees are slightly more prominent than the surrounding lower-value trees. The prospects and amenity value of these trees would be improved should the understory be removed or brought into management.
- 3.2.8 The remaining trees on site are all lower value, retention category 'C' trees that should pose no constraint on any future proposed development.
- 3.2.9 Some trees were covered in dense Ivy or were inaccessible (as detailed in Appendix 4) in such cases measurements were estimated and the condition values are indicative only.
- 3.2.10 The tree Root Protection Area (RPA) detailed on the Tree Constraints Plan at Appendix 5, has been used as a layout design tool, to inform on the area around a tree where the protection of the roots and soil structure is treated as a priority.
- 3.2.11 Some lower value tree, hedge and shrub groups do not have RPAs detailed on tree plans. The detailed extent and spread of the low value groups, in conjunction with the tree schedule, is sufficient to assess the associated potential constraints.
- 3.2.12 The RPA for each tree has been plotted as a polygon centred on the base of the stem. Due to the presence of roads, structures, topography (and past tree management) the RPA is likely to be a simplified representation of the

tree roots actual morphology and disposition. However, detailed modifications to the shape of the RPA would largely be based on conjecture and so have been avoided.

## 4. Arboricultural Impact Assessment

### 4.1 Proposed New Development

4.1.1 It is proposed to build a new residential development with associated access, landscaping and facilities. The development proposals have been provided by my client and inform this arboricultural impact assessment and the Tree Impacts Plan at Appendix 6.

### 4.2 Direct Impacts

4.2.1 From assessing the new development proposals, 44 trees or tree groups will require removal as they are situated in the footprint of the structure or their retention and protection throughout the development is not suitable.

4.2.2 The trees that require removal are T1, T2, T4, T6, G8 to T17, T19 to T39 and G88 to T96.

4.2.3 The trees that require removal are all lower value, retention category 'C'. Many of these low value trees are self-set saplings that have established since the site's abandonment. Others have, through lack of management of adjacent shrubs, become suppressed and have limited long-term prospects. While the collective removal of the trees will have some negative impact in the short term, the trees requiring removal are all of low value and a suitable replanting scheme would easily mitigate for the tree removals and would in the longer term, improve the quality of the site's overall tree cover.

4.2.4 Trees T3, T5 and T7 are also recommended for removal regardless of development at the site.

### 4.3 Indirect Impacts

4.3.1 The tree Root Protection Area (RPA) detailed on the Tree Plans at Appendix 5 and 6, has been used as a layout design tool, to inform on the area around a tree where the protection of the roots and soil structure is treated as a priority.

4.3.2 New boundary landscaping is proposed that encroaches into the edge of the RPA of retained trees T18 and T70. However, the encroachment is very minor and the encroachment into the trees' RPAs should not significantly adversely impact on the health or future condition of the trees, provided posts and panels type footings are used as opposed to strip footings within the retained trees' RPAs. The holes for the fence posts should be dug by hand within retained trees' RPAs, avoiding severing or damaging significant

tree roots.

- 4.3.3 The buildability of the proposed development has been assessed in terms of access, adequate working space and provision for the storage of materials, including topsoil, in relation to the trees.

#### **4.4 Protection of the Retained Trees**

- 4.4.1 The retained trees will require protection by fencing in accordance with BS 5837: 2012, during the development phase.
- 4.4.2 If required by the Local Planning Authority, an associated Arboricultural Method Statement, detailing protective fencing specifications and construction methods close to the retained trees can be provided.

## 5. Signature

I trust this report provides all the required information.

Signed



.....

**Adam Winson**, Chartered Arboriculturist, MSc, BSc (Hons), MICFor, ACIEEM.

**26<sup>th</sup> June 2020**

**AWA Tree Consultants Limited  
Union Forge  
27 Mowbray Street  
Sheffield  
S3 8EN**

[www.awatrees.com](http://www.awatrees.com)



Institute of  
Chartered Foresters  
Registered Consultant

# Appendices

**Appendix 1: Authors Qualifications and Experience**

**Appendix 2: Survey Methodology and Limitations**

**Appendix 3: Explanation of Tree Descriptions**

**Appendix 4: Tree Data**

**Appendix 5: Tree Constraints Plan**

**Appendix 6: Tree Impacts Plan**

## Appendix 1: Authors Qualifications & Experience

**Mr Adam Winson** Chartered Arboriculturist, MSc, BSc (Hons), MICFor, MArborA, ACIEEM, QTRA Registered.

Adam is the company Director and Principle Consultant. He has a mix of the highest level academic qualifications and relevant work experience. He has worked within the tree care profession for over 20 years, and was awarded an MSc in Arboriculture and Urban Forestry, with distinction. Adam is a Chartered Arboriculturist and a Registered Consultant with the Institute of Chartered Foresters, a Professional Member of the Arboricultural Association and has original research published by the UK Forestry Commission. His work ranges from individual expert tree inspections to managing trees on major multimillion pound housing developments and infrastructure projects. His work often involves trees with preservation orders or litigation, and he has appeared as a tree expert, at planning appeal hearings up to the Crown Court.

**Mr James Brown** BSc (Hons) Arboriculture, MArborA, PTI (Lantra).

James has a BSc (Hons) in Arboriculture, attaining first class honours, as well as being awarded the Institute of Chartered Forester's Student award. He is a Professional Member of the Arboricultural Association and an Associate of the Institute of Chartered Foresters. James previously worked in Europe's largest tree nursery and has experience of Local Authority tree officer work. His main work consists of tree surveys for development projects and preparing Tree Protection Schemes to BS 5837:2012.

**Mr Dave Farmer** FdSc (Arb), MArborA, PTI (Lantra).

Dave has a Foundation Degree in Arboriculture (with Distinction) and is qualified in Professional Tree Inspection. He is a Professional Member of the Arboricultural Association and an Associate of the Institute of Chartered Foresters. Dave has many years of experience within the tree care profession, including lecturing in arboriculture. His work focuses on diagnosing potential tree risk problems, and recommending appropriate treatments and work programmes.

**Dr Felicity Stout** Ph.D, MA, BA (Hons), Cert Ed (Forestry), TechArborA, PTI (Lantra).

Felicity has worked in the tree care profession for the last 10 years. She has a Certificate in Higher Education in Forestry, with a focus on Urban Forestry. She has practical arboricultural contractor experience and is a qualified and experienced Social Forestry practitioner. Felicity has a PhD in History, with a particular interest in the history of woodland and tree management and has published in The Arboricultural Journal on this subject.

**Mr Patrick Rowntree** Cert Arb L3, TechArborA, PTI (Lantra).

Patrick is a trained arborist with 5 years of experience in both the private and commercial sectors and is a technician member of the Arboricultural Association. Having travelled the world, both working as an arborist and playing professional rugby, Patrick was awarded a Distinction in the Extended Diploma in Forestry & Arboriculture and is qualified in Professional Tree Inspection. Patrick now uses his work and education experience at AWA, focusing on accurate tree data collection for tree surveys for development projects and assisting the team in the preparation of tree reports and tree plans to BS 5837:2012.

**Mr Drew Leeper** Cert Arb L3, TechArborA.

Drew has over 10 years experience within the arboricultural sector and was awarded Distinction in the Extended Diploma in Forestry & Arboriculture. From working abroad in Canada as a climbing arborist and returning home to running his own tree care firm. Drew has also been fortunate enough to gain valuable experience working at the Royal Botanical Gardens of Kew. He now uses his work and education experience at AWA, focusing on accurate tree data collection for tree surveys for development projects and assisting the team in the preparation of tree reports and tree plans to BS 5837:2012.

## Appendix 2: Survey Methodology and Limitations of Report

The survey was undertaken in accordance with British Standard 5837:2012 *Trees in relation to design, demolition and construction – Recommendations*. The trees were assessed objectively and without reference to any proposed site layout. The trees were surveyed from the ground using 'Visual Tree Assessment' (VTA) methodology. VTA is appropriate and is endorsed by industry guidance. It is used by arboriculturists to evaluate the structural integrity of a tree, relying on observation of trees biomechanical and physiological features. Measurements are obtained using a diameter tape, clinometer, laser distometer and loggers tape. Where this is not practical measurements are estimated. Tree groups have been identified in instances as defined in BS 5837:2012. Shrubs and insignificant trees may have been omitted from the survey.

This report represents a BS5837 tree survey and should not be accepted as a detailed tree safety inspection report; however, tree related hazards are recorded and commented upon where observed, yet no guarantee can be given as to the absolute safety or otherwise of any individual tree. All recommended tree work must be to BS 3998:2010 - '*Tree Work: Recommendations*'.

The findings and recommendations contained within this report are valid for a period of twelve months from the date of survey. The author shall not be responsible for events which happen after this time due to factors which were not apparent at the time, and the acceptance of this report constitutes an agreement with these guidelines and terms.

## Appendix 3: Explanation of Tree Descriptions

**HEIGHT** of the tree is measured from the stem base in metres. Where the ground has a significant slope the higher ground is selected.

**CROWN HEIGHT** is an indication of the average height at which the crown begins and includes information of the first significant branch and direction of growth.

**STEM DIAMETER** is measured at 1.5 metres above (higher) ground level. Where the tree is multi-stemmed at this point; the diameter is measured close to ground level or else a combined stem diameter is calculated.

**CROWN SPREAD** is measured from the centre of the stem base to the tips of the branches in all four cardinal points.

**AGE CLASS** of the tree is described as young, semi-mature, early-mature, mature, or over-mature.

**PHYSIOLOGICAL CONDITION** is classed as good, fair, poor, or dead. This is an indication of the health of the tree and takes into account vigour, presence of disease and dieback.

**STRUCTURAL CONDITION** is classed as good, fair or poor. This is an indication of the structural integrity of the tree and takes into account significant wounds, decay and quality of branch junctions.

**LIFE EXPECTANCY** is classed as; less than 10 years, 10-20 years, 20-40 years, or more than 40 years. This is an indication of the number of years before removal of the tree is likely to be required.

### Retention Categories

**A (marked in green on Appendix 5) = retention most desirable.** These trees are of very high quality and value with a good life expectancy.

**B (marked in blue on Appendix 5) = retention desirable.** These trees are of good quality and value with a significant life expectancy.

**C (marked in grey on Appendix 5) = trees which could be retained.** These trees are of low or average quality and value, and are in adequate condition to remain until new planting could be established.

**U (marked in red on Appendix 5) = trees for removal.** These trees are in such a condition that any existing value would be lost within 10 years.

Tree ID	Tree Species		Maturity	Measurements				Crown (m)				Tree Condition						Value		Management		
	Common Name	Latin Name		Height (m)	Stems	Stem Diameter (mm)	Estimated	Ave Height	N	E	S	W	Roots	Stem	Crown	Comments	Physiological	Structural	Life Expectancy	Amenity	Category	Works
T1	Willow	<i>Salix caprea</i>	Young	5.5	10+	60 avg	No	0.5	2	2	2	1.5	No visual defects	Multiple stemmed at base, Vertical, Stubs, Tight unions, Partially included bark	Minor dieback		Fair	Fair	20 to 40 yrs	Low	C	Removal required to facilitate development.
T2	Gum	<i>Eucalyptus sp.</i>	Semi-mature	11	2	330 350	No	2.5	5	4	2.5	3	No visual defects, Limited access around base	Twin stemmed at base, Significant lean, Stubs	Slightly unbalanced, Minor deadwood	Established planting situated in overgrown shrub bed limiting access and preventing detailed inspection. Would benefit from removal or management of adjacent shrubs.	Good	Fair	20 to 40 yrs	Moderate	C	Removal required to facilitate development.
T3	Rowan	<i>Sorbus aucuparia</i>	Semi-mature	4	1	150	No	2	0.5	1	0.5	0.5	No visual defects, Limited access around base	Single stemmed, Vertical, Stubs, Bark damage	Major dieback	Situated amongst dense bramble and shrubs. Very limited live crown remaining. Extremely limited long-term prospects.	Poor	Dead	<10 yrs	Low	U	Remove regardless of future development.
T4	Cherry	<i>Prunus sp.</i>	Semi-mature	5	1	190	Yes	1.5	2	3.5	2.5	2	No visual defects, Limited access around base	Single stemmed, Vertical, Stubs, Epicormic growths, Tight unions	Small/ sparse, Low vigour, Minor dieback, Minor deadwood	Dense bramble preventing detailed inspection. Limited long-term value.	Poor	Fair	10 to 20 yrs	Low	C	Removal required to facilitate development.

Tree ID	Tree Species		Maturity	Measurements				Crown (m)				Tree Condition						Value		Management		
	Common Name	Latin Name		Height (m)	Stems	Stem Diameter (mm)	Estimated	Ave Height	N	E	S	W	Roots	Stem	Crown	Comments	Physiological	Structural	Life Expectancy	Amerity	Category	Works
T5	Sorbus	<i>Sorbus sp.</i>	Dead	5.5	1	190	Yes	1.5	1.5	1	2	1.5	No visual defects, Limited access around base	Single stemmed, Vertical, Stubs, Bark damage	All dead/ absent	Standing dead tree. Remove regardless of future development.	Dead	Dead	<10 yrs	Dead	U	Remove regardless of future development.
T6	Cherry	<i>Prunus sp.</i>	Semi-mature	6	1	290	No	2	3	3.5	3	2.5	No visual defects, Limited access around base	Single stemmed, Vertical, Stubs, Old pruning wounds, Tight unions, Minor cavities, Minor decay	Minor dieback, Minor deadwood	Dense bramble preventing detailed inspection of base.	Fair	Fair	20 to 40 yrs	Moderate	C	Removal required to facilitate development.
T7	Sorbus	<i>Sorbus sp.</i>	Dead	5.5	1	190	Yes	1.5	1.5	1	2	1.5	No visual defects, Limited access around base	Single stemmed, Vertical, Stubs, Bark damage	All dead / absent	Standing dead tree. Remove regardless of future development.	Dead	Dead	<10 yrs	Dead	U	Remove regardless of future development.
G8	Ash, Sycamore, Maple, Goat Willow, Cherry	<i>Fraxinus sp. Acer sp. Salix sp. Prunus sp.</i>	Semi-mature	4	10+	60 avg	No	0.5	See Plan				No visual defects, Limited access around base	Single & Multiple stemmed at base, Vertical, Stubs, Epicormic growths, Tight unions, Partially included bark	Normal, Minor deadwood	Dense group of mixed species self-set saplings with limited access due to bramble. Limited value.	Fair	Fair	10 to 20 yrs	Low	C	Removal required to facilitate development.
T9	Willow	<i>Salix caprea</i>	Semi-mature	6	10+	80 avg	No	0.5	2	2	2	2	No visual defects	Multiple stemmed at base, Vertical, Stubs, Tight unions, Partially included bark	Normal, Minor deadwood	Self-set sapling. Limited long-term value.	Fair	Fair	20 to 40 yrs	Low	C	Removal required to facilitate development.

Tree ID	Tree Species		Maturity	Measurements				Crown (m)				Tree Condition						Value		Management		
	Common Name	Latin Name		Height (m)	Stems	Stem Diameter (mm)	Estimated	Ave Height	N	E	S	W	Roots	Stem	Crown	Comments	Physiological	Structural	Life Expectancy	Amenity	Category	Works
T10	Birch	<i>Betula pendula</i>	Semi-mature	6	2	80	No	1	1.5	0.5	1.5	1	No visual defects, Limited access around base	Twin stemmed at base, Vertical, Stubs	Normal, Minor deadwood		Fair	Fair	20 to 40 yrs	Low	C	Removal required to facilitate development.
G11	Birch, Willow, Ash, Buddleia, Cherry, Alder	<i>Betula sp. Salix sp. Fraxinus sp. Buddleia sp. Prunus sp. Alnus sp.</i>	Young	4	10+	40 avg	Yes	0.5	See Plan				No visual defects, Limited access around base	Single & Multiple stemmed at base, Vertical, Stubs, Epicormic growths, Bark damage, Tight unions, Partially included bark	Normal, Minor dieback, Minor deadwood	Dense group of self-set mixed species saplings that have established since the site's abandonment. Limited value.	Fair	Fair	10 to 20 yrs	Low	C	Removal required to facilitate development.
T12	Willow	<i>Salix caprea</i>	Early-mature	13	5	370 280 460 300 320	No	1.5	6	6	4	5	No visual defects	Multiple stemmed at 1m, Vertical, Stubs, Tight unions, Partially included bark, Bark damage, Minor decay	Normal, Minor deadwood	Multiple minor cavities with decay. Ivy preventing detailed inspection.	Fair	Fair	20 to 40 yrs	Moderate	C	Removal required to facilitate development.
G13	Willow	<i>Salix caprea</i>	Young	7	10+	60 avg	No	1	See Plan				No visual defects, Limited access around base	Multiple stemmed at base, Vertical, Stubs, Bark damage, Tight unions, Partially included bark	Small/ sparse, Minor deadwood	Linear group of self set saplings.	Fair	Fair	20 to 40 yrs	Low	C	Removal required to facilitate development.
G14	Willow	<i>Salix caprea</i>	Semi-mature	9.5	10+	80 avg	No	1	See Plan				No visual defects, Limited access around base	Multiple stemmed at base, Vertical, Stubs, Epicormic growths, Tight unions	Normal	Linear group of 4 multi-stemmed trees forming single crown.	Fair	Fair	20 to 40 yrs	Low	C	Removal required to facilitate development.

Tree ID	Tree Species		Maturity	Measurements				Crown (m)				Tree Condition						Value		Management		
	Common Name	Latin Name		Height (m)	Stems	Stem Diameter (mm)	Estimated	Ave Height	N	E	S	W	Roots	Stem	Crown	Comments	Physiological	Structural	Life Expectancy	Amerity	Category	Works
T15	Birch	<i>Betula pendula</i>	Semi-mature	8.5	1	260	No	2	2.5	2.5	2.5	2	No visual defects	Single stemmed, Slight lean, Epicormic growths	Normal, Minor deadwood		Good	Fair	>40 yrs	Moderate	C	Removal required to facilitate development.
T16	Maple	<i>Acer platanoides</i>	Semi-mature	7.5	1	290	No	3	3.5	4	1	3.5	No visual defects	Single stemmed, Slight lean, Stubs, Old pruning wounds, Epicormic growths	Old pruning wounds, Minor deadwood	Historically topped at 4m.	Fair	Fair	20 to 40 yrs	Moderate	C	Removal required to facilitate development.
T17	Maple	<i>Acer platanoides</i>	Semi-mature	7.5	1	310	No	2.5	1.5	3.5	3.5	4	No visual defects	Single stemmed, Slight lean, Stubs, Old pruning wounds, Epicormic growths	Old pruning wounds, Minor deadwood	Historically topped at 4m.	Fair	Fair	20 to 40 yrs	Moderate	C	Removal required to facilitate development.
T18	Apple	<i>Malus sp.</i>	Early-mature	5	2	350 260	Yes	2	3	5	4.5	4	Soil compaction, Limited access around base	Twin stemmed at 0.5m, Vertical, Stubs, Old pruning wounds, Epicormic growths, Minor cavities, Minor decay		Situated in adjacent land with no access. Numerous cavities with decay. High proportion of minor deadwood.	Poor	Fair	10 to 20 yrs	Low	C	No works required.
T19	Maple	<i>Acer platanoides</i>	Early-mature	9	1	340	No	2.5	3	4	2.5	3.5	No visual defects, Limited access around base	Single stemmed, Slight lean, Stubs	Normal, Minor deadwood	Dense undergrowth preventing detailed inspection of base. Would benefit from management of surrounding undergrowth.	Good	Fair	>40 yrs	Moderate	C	Removal required to facilitate development.

Tree ID	Tree Species		Maturity	Measurements				Crown (m)				Tree Condition						Value		Management		
	Common Name	Latin Name		Height (m)	Stems	Stem Diameter (mm)	Estimated	Ave Height	N	E	S	W	Roots	Stem	Crown	Comments	Physiological	Structural	Life Expectancy	Amenity	Category	Works
T20	Willow	<i>Salix sp.</i>	Semi-mature	11	1	120	No	1	1	1	1.5	1	No visual defects	Single stemmed, Vertical	Normal		Good	Good	>40 yrs	Low	C	Removal required to facilitate development.
T21	Maple	<i>Acer platanoides</i>	Semi-mature	9	1	320	No	4	3	3	3.5	4	Exposed roots, Soil erosion	Single stemmed, Vertical	Normal, Minor deadwood	Situated on banking. Very dense shrubby understory.	Good	Fair	>40 yrs	Moderate	C	Removal required to facilitate development.
G22	Willow, Cherry, Hazel, Maple, Elder	<i>Salix sp. Prunus sp. Corylus sp. Acer sp. Sambucus sp.</i>	Semi-mature	5.5	10+	140	Yes	1	See Plan				Soil erosion, Exposed roots, No visual defects	Single & Multiple stemmed at base, Vertical, Stubs, Epicormic growths, Tight unions, Partially included bark, Bark damage, Minor decay	Normal, Minor deadwood	Dense mixed species understory group with dense bramble throughout. Occasional larger, inaccessible tree within group. Occasional failed stem.	Fair	Fair	20 to 40 yrs	Low	C	Removal required to facilitate development.
T23	Maple	<i>Acer platanoides</i>	Semi-mature	10	1	260	No	3	3.5	4	4	3	Exposed roots, Soil erosion, Limited access around base	Single stemmed, Slight lean, Stubs, Tight unions	Normal, Minor deadwood	Situated on banking with dense understory preventing detailed inspection of base.	Fair	Fair	>40 yrs	Moderate	C	Removal required to facilitate development.

Tree ID	Tree Species		Maturity	Measurements				Crown (m)				Tree Condition						Value		Management		
	Common Name	Latin Name		Height (m)	Stems	Stem Diameter (mm)	Estimated	Ave Height	N	E	S	W	Roots	Stem	Crown	Comments	Physiological	Structural	Life Expectancy	Amenity	Category	Works
T24	Maple	<i>Acer platanoides</i>	Semi-mature	10	1	280	No	4.5	4	2.5	3	3.5	Soil erosion, No visual defects, Limited access around base	Single stemmed, Vertical	Normal, Minor deadwood	Situated on banking with dense understorey preventing detailed inspection of base.	Good	Fair	>40 yrs	Moderate	C	Removal required to facilitate development.
T25	Willow	<i>Salix caprea</i>	Semi-mature	8.5	2	260 150	No	1	0.5	5	5	2	Soil erosion, Soil heave	Twin stemmed at base, Significant lean, Stubs, Epicormic growths, Bark damage, Tight unions, Minor cavities, Minor decay	Unbalanced, Minor deadwood, Minor dieback	Partially failed tree now resting on adjacent fence and trees to south. Extremely limited long-term prospects - unsuitable for retention close to future development.	Fair	Poor	10 to 20 yrs	Low	C	Removal required to facilitate development.
T26	Maple	<i>Acer platanoides</i>	Semi-mature	11	1	220	No	4	3	4	2	1	Soil erosion	Single stemmed, Vertical, Stubs	Normal, Minor deadwood	Situated on banking.	Good	Fair	>40 yrs	Moderate	C	Removal required to facilitate development.
T27	Cherry	<i>Prunus sp.</i>	Semi-mature	6.5	1	160	No	3.5	3	3	0.5	1	Soil erosion	Single stemmed, Slight lean, Stubs, Epicormic growths	Minor dieback, Minor deadwood	Situated on banking with dense understorey.	Fair	Fair	20 to 40 yrs	Low	C	Removal required to facilitate development.

Tree ID	Tree Species		Maturity	Measurements				Crown (m)				Tree Condition						Value		Management		
	Common Name	Latin Name		Height (m)	Stems	Stem Diameter (mm)	Estimated	Ave Height	N	E	S	W	Roots	Stem	Crown	Comments	Physiological	Structural	Life Expectancy	Amenity	Category	Works
T28	Willow	<i>Salix caprea</i>	Semi-mature	8	2	200 160	No	1.5	1	4.5	4	0.5	Soil erosion, Soil heave	Twin stemmed at base, Significant lean, Stubs	Unbalanced, Minor deadwood	Situated on banking. Suppressed by adjacent trees. High proportion of minor deadwood. Limited long-term value.	Fair	Fair	10 to 20 yrs	Low	C	Removal required to facilitate development.
T29	Birch	<i>Betula pendula</i>	Semi-mature	9	1	140	No	3	0.5	2.5	3	1	Soil erosion	Single stemmed, Slight lean, Stubs, Bark damage	Small/ sparse, Minor deadwood	Situated on banking.	Fair	Fair	>40 yrs	Low	C	Removal required to facilitate development.
T30	Cherry	<i>Prunus sp.</i>	Semi-mature	8	1	190	No	3	2	3	2	1	Soil erosion, Waterlogged	Single stemmed, Slight lean, Stubs, Epicormic growths	Small/ sparse, Minor deadwood	Situated on banking. High proportion of minor deadwood.	Fair	Fair	20 to 40 yrs	Low	C	Removal required to facilitate development.
T31	Cherry	<i>Prunus sp.</i>	Semi-mature	7.5	1	190	No	3.5	3	2	0.5	1.5	Soil erosion, Waterlogged	Single stemmed, Slight lean, Stubs, Old pruning wounds, Epicormic growths, Minor decay	Small/ sparse, Minor deadwood, Low vigour	Situated on banking. Dense understory at base. Limited long-term value.	Poor	Fair	10 to 20 yrs	Low	C	Removal required to facilitate development.

Tree ID	Tree Species		Maturity	Measurements				Crown (m)				Tree Condition						Value		Management		
	Common Name	Latin Name		Height (m)	Stems	Stem Diameter (mm)	Estimated	Ave Height	N	E	S	W	Roots	Stem	Crown	Comments	Physiological	Structural	Life Expectancy	Amenity	Category	Works
T32	Willow	<i>Salix caprea</i>	Semi-mature	9	3	230 140 230	No	3.5	3.5	4.5	3	2	Soil erosion, Waterlogged, Fungus	Multiple stemmed at base, Slight lean, Stubs, Epicormic growths, Old pruning wounds, Bark damage, Minor cavities, Moderate decay	Slightly unbalanced, Minor deadwood	Situated on banking. Dense understory preventing detailed inspection of base. Southern most stem has basal cavity with decay fungi. Limited long-term prospects - unsuitable for retention close to future development.	Fair	Poor	10 to 20 yrs	Low	C	Removal required to facilitate development.
T33	Willow	<i>Salix caprea</i>	Semi-mature	7	3	270 120 170	No	1.5	3.5	5.5	3.5	3	Soil erosion	Multiple stemmed at base, Significant lean, Stubs, Epicormic growths, Bark damage, Tight unions	Normal, Minor deadwood	Northernmost stem has established from sucker growth growing horizontally to north east - partially failed and now resting on ground. Substantial bark damage with historic decay at base of that stem. Limited long-term value.	Fair	Fair	10 to 20 yrs	Low	C	Removal required to facilitate development.
T34	Birch	<i>Betula pendula</i>	Semi-mature	7.5	1	140	No	3	1	2.5	2	1	Soil erosion	Single stemmed, Slight lean, Stubs	Small/ sparse, Minor deadwood	Situated on banking with dense understory preventing detailed inspection.	Fair	Fair	20 to 40 yrs	Low	C	Removal required to facilitate development.

Tree ID	Tree Species		Maturity	Measurements				Crown (m)				Tree Condition						Value		Management		
	Common Name	Latin Name		Height (m)	Stems	Stem Diameter (mm)	Estimated	Ave Height	N	E	S	W	Roots	Stem	Crown	Comments	Physiological	Structural	Life Expectancy	Amenity	Category	Works
T35	Willow	<i>Salix caprea</i>	Semi-mature	8	3	230 160 150	No	3	4	0.5	2	5	No visual defects, Limited access around base	Multiple stemmed at base, Significant lean, Stubs, Epicormic growths, Bark damage, Minor decay	25% dead/absent, Minor deadwood	Northern most stem with bark damage and decay is largely dead with extremely limited live growth remaining.	Poor	Poor	10 to 20 yrs	Low	C	Removal required to facilitate development.
T36	Birch	<i>Betula pendula</i>	Semi-mature	9.5	1	270	No	3.5	4	4	4.5	3.5	Soil erosion, No visual defects	Single stemmed, Vertical, Stubs, Epicormic growths, Minor cavities	Well developed crown, Minor deadwood	Well established tree with good potential should understory be brought into management.	Good	Fair	>40 yrs	Moderate	C	Removal required to facilitate development.
T37	Willow	<i>Salix caprea</i>	Semi-mature	9	2	210 190	No	4.5	3	4.5	3	3	No visual defects, Limited access around base	Twin stemmed at base, Vertical, Stubs, Tight unions, Partially included bark	Normal, Minor deadwood	Situated on banking with dense understory.	Fair	Fair	20 to 40 yrs	Low	C	Removal required to facilitate development.
T38	Willow	<i>Salix caprea</i>	Semi-mature	6	2	350 270	No	0	6	6	2.5	0.5	Soil erosion	Twin stemmed at base, Significant lean, Stubs, Epicormic growths, Tight unions, Partially included bark	Unbalanced, Minor deadwood	Growing horizontally out of banking - possible soil heave but dense understory preventing detailed inspection. Unsuitable for retention close to future development.	Fair	Poor	10 to 20 yrs	Low	C	Removal required to facilitate development.
T39	Willow	<i>Salix caprea</i>	Semi-mature	6.5	1	160	No	3.5	4	3	0.5	1.5	No visual defects	Single stemmed, Slight lean, Stubs	Unbalanced, Minor deadwood	Suppressed by adjacent trees.	Fair	Fair	20 to 40 yrs	Low	C	Removal required to facilitate development.

Tree ID	Tree Species		Maturity	Measurements				Crown (m)				Tree Condition							Value		Management	
	Common Name	Latin Name		Height (m)	Stems	Stem Diameter (mm)	Estimated	Ave Height	N	E	S	W	Roots	Stem	Crown	Comments	Physiological	Structural	Life Expectancy	Amenity	Category	Works
T40	Spruce	<i>Picea sp.</i>	Semi-mature	14	1	350	No	3	3.5	3	2	1	No visual defects	Single stemmed, Vertical	Small/ sparse, Major dieback	High proportion of dieback, particularly in lower crown. Surrounding trees preventing detailed inspection of crown.	Poor	Good	10 to 20 yrs	Low	C	No works required.
T41	Spruce	<i>Picea sp.</i>	Early-mature	15	1	390	No	4.5	4.5	3.5	2.5	3.5	Exposed roots	Single stemmed, Vertical, Stubs	Normal	One large exposed root girdling buttresses.	Fair	Good	>40 yrs	Moderate	B	No works required.
T42	Ash	<i>Fraxinus excelsior</i>	Semi-mature	11	1	160	No	3	4.5	2	0.5	2.5	No visual defects	Single stemmed, Significant lean, Epicormic growths, Stubs, Bark damage	Unbalanced, Minor deadwood	Suppressed by adjacent Spruce. Major bark damage to stem at 0.5m caused by adjacent mesh panel fence. Limited long-term value.	Fair	Fair	10 to 20 yrs	Low	C	No works required.
T43	Blackthorn	<i>Prunus spinosa</i>	Semi-mature	5	2	90 100	No	0.5	1	0.5	0.5	3.5	Exposed roots, Soil heave	Twin stemmed at base, Significant lean, Stubs, Bark damage, Tight unions, Partially included bark	Small/ sparse, Minor deadwood	Suppressed form.	Poor	Poor	10 to 20 yrs	Low	C	No works required.
T44	Blackthorn	<i>Prunus spinosa</i>	Semi-mature	8	2	180 70	No	1	4	1	0.5	1	Exposed roots, Soil heave	Twin stemmed at base, Significant lean, Stubs, Bark damage, Tight unions, Partially included bark	Small/ sparse, Minor deadwood	Suppressed form.	Fair	Fair	10 to 20 yrs	Low	C	No works required.

Tree ID	Tree Species		Maturity	Measurements				Crown (m)				Tree Condition						Value		Management		
	Common Name	Latin Name		Height (m)	Stems	Stem Diameter (mm)	Estimated	Ave Height	N	E	S	W	Roots	Stem	Crown	Comments	Physiological	Structural	Life Expectancy	Amerity	Category	Works
T45	Holly	<i>Ilex aquifolium</i>	Semi-mature	8.5	2	110 120	No	0	1.5	3	2	1	Soil erosion	Twin stemmed at base, Significant lean, Stubs, Tight unions, Partially included bark	Normal		Fair	Fair	20 to 40 yrs	Low	C	No works required.
T46	Pine	<i>Pinus sylvestris</i>	Semi-mature	12	1	340	No	3	3.5	3	2.5	1	No visual defects	Single stemmed, Vertical, Stubs	Normal, Minor deadwood	Established tree - would benefit from adjacent understory and lower value trees being brought into management or thinned	Fair	Good	>40 yrs	Moderate	B	No works required.
T47	Blackthorn	<i>Prunus spinosa</i>	Mature	10	3	140 170 120	No	2	5	2	2	1.5	Exposed roots, Soil erosion	Multiple stemmed at base, Significant lean, Epicormic growths, Stubs, Tight unions	Unbalanced, Minor deadwood	Dense Holly saplings at base.	Fair	Fair	20 to 40 yrs	Low	C	No works required.
T48	Holly	<i>Ilex aquifolium</i>	Semi-mature	6.5	3	180 200 220	No	1	2.5	3.5	2	1	No visual defects, Limited access around base	Multiple stemmed at base, Slight lean, Stubs, Epicormic growths, Tight unions, Partially included bark, Bark damage	Slightly unbalanced, Minor deadwood		Fair	Fair	20 to 40 yrs	Low	C	No works required.
T49	Birch	<i>Betula pendula</i>	Semi-mature	13	1	240	No	6.5	3	4	1	1	Soil erosion, Limited access around base	Single stemmed, Significant lean, Stubs, Bark damage	Normal, Minor deadwood	Minor bleeds to stem consistent with symptoms of <i>Phytophthora</i> . Long thin crack to west of stem from base to 1.5m. Limited long-term value.	Poor	Fair	10 to 20 yrs	Moderate	C	No works required.

Tree ID	Tree Species		Maturity	Measurements				Crown (m)				Tree Condition						Value		Management		
	Common Name	Latin Name		Height (m)	Stems	Stem Diameter (mm)	Estimated	Ave Height	N	E	S	W	Roots	Stem	Crown	Comments	Physiological	Structural	Life Expectancy	Amerity	Category	Works
T50	Birch	<i>Betula pendula</i>	Semi-mature	10	1	200	No	5.5	2	3	2	1.5	Soil erosion, Limited access around base	Single stemmed, Slight lean, Stubs	Normal, Minor deadwood		Good	Fair	>40 yrs	Moderate	C	No works required.
T51	Birch	<i>Betula pendula</i>	Semi-mature	13	1	330	No	5.5	3.5	3	3	3	Soil erosion, Limited access around base	Single stemmed, Slight lean, Stubs	Normal, Minor deadwood	Better established than surrounding Birch.	Good	Fair	>40 yrs	Moderate	C	No works required.
T52	Birch	<i>Betula pendula</i>	Semi-mature	11	1	200	No	6	2	1	0.5	2	No visual defects, Limited access around base	Single stemmed, Slight lean, Stubs	Small/ sparse, Major dieback, Moderate deadwood	Very limited live growth remaining with large dead central leader. Unsuitable for retention close to future development.	Poor	Poor	<10 yrs	Low	C	No works required.
T53	Sorbus	<i>Sorbus aucuparia</i>	Semi-mature	6.5	1	130	No	2	2.5	1	0.5	1.5	No visual defects	Single stemmed, Vertical, Stubs	Small/ sparse, Low vigour	Suppressed by larger adjacent trees. Limited long-term value.	Fair	Fair	10 to 20 yrs	Low	C	No works required.
T54	Birch	<i>Betula pendula</i>	Semi-mature	13	1	240	No	5	3.5	2	2	2	Soil erosion, Limited access around base	Single stemmed, Slight lean, Stubs	Normal, Minor deadwood		Fair	Fair	>40 yrs	Moderate	C	No works required.

Tree ID	Tree Species		Maturity	Measurements				Crown (m)				Tree Condition						Value		Management		
	Common Name	Latin Name		Height (m)	Stems	Stem Diameter (mm)	Estimated	Ave Height	N	E	S	W	Roots	Stem	Crown	Comments	Physiological	Structural	Life Expectancy	Amenity	Category	Works
T55	Blackthorn	<i>Prunus spinosa</i>	Mature	9.5	1	330	No	1.5	5.5	5	1.5	4.5	No visual defects	Twin stemmed at 2m, Slight lean, Stubs, Epicormic growths, Tight unions	Slightly unbalanced, Minor deadwood	Slightly suppressed by adjacent Birch.	Fair	Good	20 to 40 yrs	Low	C	No works required.
T56	Sorbus	<i>Sorbus aria</i>	Semi-mature	7	3	140 170 160	No	1	3	3.5	2.5	1.5	Soil erosion	Multiple stemmed at 1m, Vertical, Stubs	Normal, Minor deadwood		Fair	Fair	20 to 40 yrs	Low	C	No works required.
T57	Ash	<i>Fraxinus excelsior</i>	Semi-mature	6	2	130 130	No	2	1	2	2.5	0.5	No visual defects	Twin stemmed at 0.5m, Vertical, Stubs, Epicormic growths, Tight unions, Partially included bark	Small/ sparse, Minor deadwood		Poor	Fair	20 to 40 yrs	Low	C	No works required.
T58	Elder	<i>Sambucus nigra</i>	Semi-mature	3.5	1	160	No	1	0.5	1	1.5	1	No visual defects	Single stemmed, Vertical, Stubs, Old pruning wounds, Epicormic growths, Bark damage	Small/ sparse, Minor deadwood		Poor	Fair	10 to 20 yrs	Low	C	No works required.
G59	Hawthorn	<i>Crataegus monogyna</i>	Semi-mature	5	10+	140 avg	Yes	1	See Plan				Soil erosion	Single & multiple stemmed at base, Vertical, Stubs, Epicormic growths, Tight unions, Partially included bark, Minor cavities	Normal, Minor deadwood	Dense group of individual trees. Occasional Elder.	Fair	Fair	20 to 40 yrs	Low	C	No works required.

Tree ID	Tree Species		Maturity	Measurements				Crown (m)				Tree Condition						Value		Management		
	Common Name	Latin Name		Height (m)	Stems	Stem Diameter (mm)	Estimated	Ave Height	N	E	S	W	Roots	Stem	Crown	Comments	Physiological	Structural	Life Expectancy	Amenity	Category	Works
T60	Hawthorn	<i>Crataegus monogyna</i>	Mature	7	2	410 200	No	1.5	3.5	4	3	2.5	Soil erosion, Exposed roots, Decay	Twin stemmed at 0.5m, Significant lean, Stubs, Epicormic growths, Bark damage, Moderate decay, Moderate cavity	Normal, Minor deadwood	Large basal cavity with decay from historic failure of co dominant limb. Species likely to tolerate extent of decay, but would be unsuitable for retention close to future development.	Fair	Fair	20 to 40 yrs	Low	C	No works required.
T61	Hawthorn	<i>Crataegus monogyna</i>	Mature	8.5	4	320 180 150 200	Yes	1.5	4	3.5	4	4	Soil erosion, No visual defects, Limited access around base	Multiple stemmed at 1.5m, Vertical, Stubs, Old pruning wounds, Epicormic growths, Tight unions	Well developed crown, Minor deadwood	Well established tree with good prospects. Dense Holly at base preventing detailed inspection.	Good	Fair	>40 yrs	Moderate	C	No works required.
T62	Oak	<i>Quercus robur</i>	Semi-mature	9	2	260 160	No	1	4.5	3	4	2.5	No visual defects	Twin stemmed at 0.5m, Vertical, Stubs	Slightly unbalanced, Minor deadwood		Fair	Good	>40 yrs	Moderate	C	No works required.
T63	Oak	<i>Quercus robur</i>	Semi-mature	0.5	1	210	No	1.5	2	2	3	2	No visual defects	Single stemmed, Vertical, Stubs	Normal, Minor deadwood	Hawthorn sapling at base.	Fair	Fair	>40 yrs	Low	C	No works required.
T64	Oak	<i>Quercus robur</i>	Semi-mature	6.5	1	180	No	3	1.5	1.5	1.5	1.5	No visual defects	Vertical, Twin stemmed at 2m, Stubs	Normal	Slightly suppressed form.	Fair	Fair	>40 yrs	Low	C	No works required.

Tree ID	Tree Species		Maturity	Measurements				Crown (m)				Tree Condition						Value		Management		
	Common Name	Latin Name		Height (m)	Stems	Stem Diameter (mm)	Estimated	Ave Height	N	E	S	W	Roots	Stem	Crown	Comments	Physiological	Structural	Life Expectancy	Amerity	Category	Works
T65	Oak	<i>Quercus robur</i>	Semi-mature	8.5	1	240	No	4	3	3	3	3	No visual defects	Single stemmed, Vertical	Normal	Hawthorn and Elder sapling at base.	Good	Good	>40 yrs	Moderate	C	No works required.
T66	Oak	<i>Quercus robur</i>	Semi-mature	9	1	210	No	2	2.5	2	3	3.5	No visual defects, Limited access around base	Single stemmed, Vertical, Stubs	Normal, Minor deadwood	Adjacent Hawthorn preventing detailed inspection of base.	Fair	Good	>40 yrs	Moderate	C	No works required.
T67	Hawthorn	<i>Crataegus monogyna</i>	Semi-mature	7	10+	100 avg	No	1.5	2	3	1.5	1	No visual defects	Multiple stemmed at base, Vertical, Stubs, Tight unions, Partially included bark	Small/ sparse, Minor deadwood		Fair	Fair	20 to 40 yrs	Low	C	No works required.
T68	Birch	<i>Betula pendula</i>	Semi-mature	11	1	170	No	4	1.5	1.5	1.5	1.5	Soil erosion, Exposed roots	Single stemmed, Vertical, Stubs, Tight unions	Low vigour, Minor deadwood		Fair	Fair	20 to 40 yrs	Low	C	No works required.
G69	Oak	<i>Quercus robur</i>	Semi-mature	6	10+	80 avg	No	1.5	See Plan				Soil erosion, No visual defects	Single stemmed, Vertical, Stubs	Small/ sparse, Minor deadwood	Dense group of young saplings situated on steep banking.	Fair	Fair	>40 yrs	Low	C	No works required.
T70	Oak	<i>Quercus robur</i>	Mature	13	1	600	No	3	7.5	8	6.5	8.5	Soil erosion, Soil compaction	Single stemmed, Vertical, Stubs	Well developed crown, Moderate deadwood	Situated atop banking. Minor soil compaction from stones piled to south of stem. Excellent tree with good long term value.	Good	Good	>40 yrs	Moderate	A	No works required.

Tree ID	Tree Species		Maturity	Measurements				Crown (m)				Tree Condition					Value		Management			
	Common Name	Latin Name		Height (m)	Stems	Stem Diameter (mm)	Estimated	Ave Height	N	E	S	W	Roots	Stem	Crown	Comments	Physiological	Structural	Life Expectancy	Amerity	Category	Works
T71	Cherry	<i>Prunus sp.</i>	Semi-mature	8	2	250 160	Yes	3.5	4	3.5	2.5	3	Soil erosion, Limited access around base	Twin stemmed at 1m, at 0.5m, Vertical, Stubs	Normal, Minor deadwood	Dense Holly saplings at base preventing detailed inspection.	Fair	Fair	20 to 40 yrs	Moderate	C	No works required.
T72	Hawthorn	<i>Crataegus monogyna</i>	Early-mature	4.5	2	250 250	Yes	1.5	1	4	2	3	Soil erosion, Limited access around base	Twin stemmed at base, Significant lean, Stubs, Bark damage, Major cavity, Moderate decay	Normal	Primary union has failed at base. Limited long-term value - unsuitable for retention close to future development.	Fair	Poor	<10 yrs	Low	C	No works required.
T73	Whitebeam	<i>Sorbus aria</i>	Semi-mature	7.5	1	140	No	3	1	1	1	2	No visual defects, Limited access around base	Single stemmed, Vertical, Stubs, Epicormic growths	Small/ sparse, Low vigour	Suppressed form with limited long-term value.	Poor	Fair	10 to 20 yrs	Low	C	No works required.
T74	Hawthorn	<i>Crataegus monogyna</i>	Semi-mature	4.5	2	160 160	Yes	1.5	1	2	2	1	No visual defects, Limited access around base	Twin stemmed at base, Vertical, Stubs	Normal, Minor deadwood	Dense Holly saplings preventing detailed inspection.	Fair	Fair	20 to 40 yrs	Low	C	No works required.
T75	Oak	<i>Quercus robur</i>	Semi-mature	7	1	90	No	3	1	0.5	1	1	No visual defects	Single stemmed, Vertical, Stubs, Tight unions, Bark damage	Small/ sparse, Minor deadwood	Suppressed form with limited long-term value.	Poor	Fair	10 to 20 yrs	Low	C	No works required.
T76	Oak	<i>Quercus robur</i>	Early-mature	11	1	330	No	1.5	4.5	4	3	3.5	No visual defects, Exposed roots	Single stemmed, Vertical, Stubs	Well developed crown, Minor deadwood	Situated against failed dry stone wall.	Good	Good	>40 yrs	Moderate	B	No works required.

Tree ID	Tree Species		Maturity	Measurements				Crown (m)				Tree Condition						Value		Management		
	Common Name	Latin Name		Height (m)	Stems	Stem Diameter (mm)	Estimated	Ave Height	N	E	S	W	Roots	Stem	Crown	Comments	Physiological	Structural	Life Expectancy	Amenity	Category	Works
T77	Elder	<i>Sambucus nigra</i>	Semi-mature	4.5	4	170 170 100 140	No	2	3	2	1	1	Soil compaction, Exposed roots	Multiple stemmed at 0.5m, Significant lean, Stubs, Bark damage, Minor cavities, Minor decay	Small/ sparse, Minor dieback, Minor deadwood	Suppressed form with limited long-term value.	Poor	Fair	10 to 20 yrs	Low	C	No works required.
G78	Hawthorn	<i>Crataegus monogyna</i>	Semi-mature	6	6	110 avg	No	1	3	0.5	3	3.5	No visual defects	Multiple stemmed at base, Slight lean, Stubs, Epicormic growths, Tight unions, Partially included bark	Unbalanced, Minor deadwood	Two trees forming single crown.	Fair	Fair	20 to 40 yrs	Low	C	No works required.
T79	Sycamore	<i>Acer pseudoplatanus</i>	Semi-mature	8	2	190 170	No	1.5	3	3	1.5	3	Soil erosion, Exposed roots	Twin stemmed at 0.5m, Vertical, Stubs, Epicormic growths	Normal, Minor deadwood	Situated atop banking.	Fair	Fair	>40 yrs	Low	C	No works required.
G80	Oak	<i>Quercus robur</i>	Mature	14	3	470 600 470	No	2	5.5	7.5	8	8	No visual defects, Fungus	Single stemmed, Vertical, Stubs	Well developed crown, Moderate deadwood	3 tree stems forming single canopy. Occasional moderate dead limb - characteristic of species & age. Fungi at base - non significant .	Fair	Good	>40 yrs	High	A	No works required.
T81	Hawthorn	<i>Crataegus monogyna</i>	Semi-mature	7	2	180 210	No	2	3	2	0.5	2.5	No visual defects	Twin stemmed at base, Vertical, Stubs, Epicormic growths, Tight unions, Partially included bark	Slightly unbalanced, Minor deadwood	Smaller Hawthorn sapling at base.	Fair	Fair	20 to 40 yrs	Low	C	No works required.

Tree ID	Tree Species		Maturity	Measurements				Crown (m)				Tree Condition						Value		Management		
	Common Name	Latin Name		Height (m)	Stems	Stem Diameter (mm)	Estimated	Ave Height	N	E	S	W	Roots	Stem	Crown	Comments	Physiological	Structural	Life Expectancy	Amenity	Category	Works
G82	Hawthorn, Holly, Apple	<i>Crataegus sp.</i> <i>Ilex sp.</i> <i>Malus sp.</i>	Semi-mature	6.5	10+	110 avg	No	1	2	3	1	2.5	No visual defects, Limited access around base	Single & Multiple stemmed at base, Vertical, Stubs, Tight unions, Partially included bark, Bark damage	Small/ sparse, Minor deadwood	Group of 2 Hawthorns and individual Holly and Apple intertwined with one another. Limited long-term value.	Fair	Poor	10 to 20 yrs	Low	C	No works required.
T83	Rowan	<i>Sorbus aucuparia</i>	Early-mature	6.5	3	270 290 180	No	2	3.5	4	1.5	2	No visual defects, Limited access around base	Multiple stemmed at base, Vertical, Stubs, Bark damage, Tight unions, Partially included bark, Minor cavities	Low vigour, Minor deadwood	Very weak primary union. Extensive symptoms of bacterial issues to stem. Limited long-term value.	Fair	Fair	10 to 20 yrs	Low	C	No works required.
T84	Oak	<i>Quercus robur</i>	Early-mature	13	1	450	No	2.5	5	6.5	5.5	1	No visual defects	Single stemmed, Significant lean, Stubs, Major cavity, Moderate decay	Unbalanced, Minor deadwood, Slightly suppressed form from larger adjacent Oak.	Large basal cavity to 1m with historic decay but good ribs of reaction wood. Currently in low target area. Consider removal if target increases. Adjacent Oak will benefit from this trees removal.	Fair	Fair	20 to 40 yrs	Moderate	C	No works required.


Tree Species		Measurements						Crown (m)				Tree Condition						Value		Management		
Tree ID	Common Name	Latin Name	Maturity	Height (m)	Stems	Stem Diameter (mm)	Estimated	Ave Height	N	E	S	W	Roots	Stem	Crown	Comments	Physiological	Structural	Life Expectancy	Amenity	Category	Works
T85	Oak	<i>Quercus robur</i>	Mature	16	2	850 740	No	3	7	7.5	8	7	No visual defects	Twin stemmed at 1m, Vertical, Stubs, Bark damage, Tight unions	Well developed crown, Moderate deadwood	Minor bark damage from collapsed tree house nailed to stem at 4m. One plank fully occluded by tight second order union. Excellent tree with occasional moderate dead limb - characteristic of age and species.	Good	Good	>40 yrs	High	A	No works required.
T86	Oak	<i>Quercus robur</i>	Early-mature	13	1	418	No	1.5	0.5	0.5	7.5	2	No visual defects	Single stemmed, Slight lean, Stubs, Epicormic growths	Unbalanced, Minor deadwood	Large suppressed tree forming single canopy with larger adjacent Oak.	Fair	Fair	>40 yrs	Moderate	B	No works required.
G87	Willow	<i>Salix fragilis</i>	Semi-mature	6.5	10+	130 avg	No	1	See Plan				No visual defects, Limited access around base	Single & Multiple stemmed at base, Slight lean, Stubs, Epicormic growths, Tight unions, Partially included bark, Minor cavities, Minor decay, Bark damage	Minor deadwood	Dense group of inaccessible trees along boundary fenceline. Occasional Holly and Maple.	Fair	Fair	20 to 40 yrs	Low	C	No works required.





Tree ID	Tree Species		Maturity	Measurements				Crown (m)				Tree Condition					Value		Management			
	Common Name	Latin Name		Height (m)	Stems	Stem Diameter (mm)	Estimated	Ave Height	N	E	S	W	Roots	Stem	Crown	Comments	Physiological	Structural	Life Expectancy	Amenity	Category	Works
G88	Holly, Oak, Hawthorn, Elder, Willow, Cherry, Maple, Blackthorn	<i>Ilex sp. Quercus sp. Crataegus sp. Sambucus sp. Salix sp. Prunus sp. Acer sp.</i>	Semi-mature	4.5	10	100	Yes	1	See Plan				No visual defects, Limited access around base	Single & Multiple stemmed at base, Vertical, Stubs, Epicormic growths, Tight unions, Bark damage	Normal, Minor deadwood	Dense mixed species group of saplings. Occasional failed stem. Some areas of group inaccessible.	Fair	Fair	10 to 20 yrs	Low	C	Removal of large section of group required to facilitate development.
T89	Willow	<i>Salix caprea</i>	Semi-mature	8	2	280 200	No	1.5	3	3	3	3	No visual defects	Twin stemmed at 1m, Vertical, Stubs, Epicormic growths, Bark damage, Tight unions, Partially included bark	Normal, Minor deadwood	Bark damage to branches from adjacent boundary wall.	Fair	Fair	20 to 40 yrs	Low	C	Removal required to facilitate development.
T90	Willow	<i>Salix caprea</i>	Semi-mature	8	8	90 avg	No	1.5	3	3	3	3	No visual defects	Twin stemmed at 1m, Vertical, Stubs, Epicormic growths, Bark damage, Tight unions, Partially included bark	Normal, Minor deadwood	Bark damage to branches from adjacent boundary wall.	Fair	Fair	20 to 40 yrs	Low	C	Removal required to facilitate development.
T91	Ash	<i>Fraxinus excelsior</i>	Semi-mature	10	3	300 190 200	No	2	4	4	5	3.5	No visual defects, Limited access around base	Multiple stemmed at 1m, Vertical, Stubs, Epicormic growths, Tight unions, Partially included bark	Normal, Minor deadwood	Dense Holly saplings at base preventing detailed inspection.	Fair	Fair	>40 yrs	Moderate	C	Removal required to facilitate development.
T92	Sycamore	<i>Acer pseudoplatanus</i>	Semi-mature	10	1	280	No	2	4.5	3	2.5	2.5	No visual defects, Limited access around base	Single stemmed, Slight lean, Stubs	Normal, Minor deadwood	Dense Holly saplings at base preventing detailed inspection.	Fair	Fair	>40 yrs	Moderate	C	Removal required to facilitate development.

Tree ID	Tree Species		Maturity	Measurements				Crown (m)				Tree Condition							Value		Management	
	Common Name	Latin Name		Height (m)	Stems	Stem Diameter (mm)	Estimated	Ave Height	N	E	S	W	Roots	Stem	Crown	Comments	Physiological	Structural	Life Expectancy	Amerity	Category	Works
T93	Ash	<i>Fraxinus excelsior</i>	Semi-mature	8.5	1	240	No	4	3.5	4	4	2	Ground level changes, Waterlogged	Single stemmed, Vertical, Stubs, Epicormic growths	Normal, Minor deadwood	Situated in drainage channel.	Fair	Fair	20 to 40 yrs	Moderate	C	Removal required to facilitate development.
T94	Cherry	<i>Prunus sp.</i>	Semi-mature	7.5	1	310	No	2	3	3	3	3	Waterlogged, Limited access around base	Single stemmed, Vertical, Stubs, Epicormic growths	Normal, Minor deadwood	Dense Holly saplings at base preventing detailed inspection.	Fair	Fair	20 to 40 yrs	Moderate	C	Removal required to facilitate development.
T95	Ash	<i>Fraxinus excelsior</i>	Semi-mature	11	2	160 220	No	2.5	5.5	3	2	2	Soil erosion, Limited access around base	Twin stemmed at base, Slight lean, Stubs, Epicormic growths	Small/ sparse, Low vigour, Minor deadwood	Beginning to encroach on adjacent garage. Several dead Elders at base.	Fair	Fair	20 to 40 yrs	Low	C	Removal required to facilitate development.
T96	Ash	<i>Fraxinus excelsior</i>	Semi-mature	9	1	230	No	3	2.5	1	2.5	2	No visual defects, Limited access around base	Single stemmed, Vertical, Epicormic growths, Stubs	Small/ sparse, Minor deadwood	Self-set tree beginning to encroach on adjacent wall - out growing location.	Fair	Fair	20 to 40 yrs	Low	C	Removal required to facilitate development.





  
**Appendix 6:**  
**Tree Impacts Plan**  
 Land at Plane Street, Huddersfield HD4 6DF  
 Ref: AWA3228  
 BRITISH STANDARD 5837:2012  
 SCALE: 1:500 PAPER: A3

	TREE/HEDGE TO BE RETAINED
	TREE/HEDGE TO BE REMOVED
	RPA: ROOT PROTECTION AREA
	TREE STEM