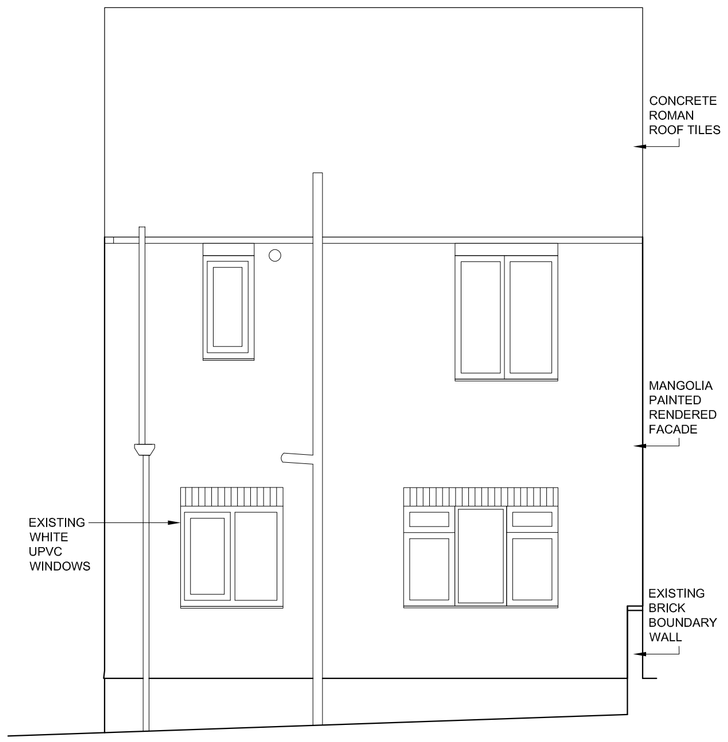

EXISTING REAR ELEVATION
SCALE 1:50

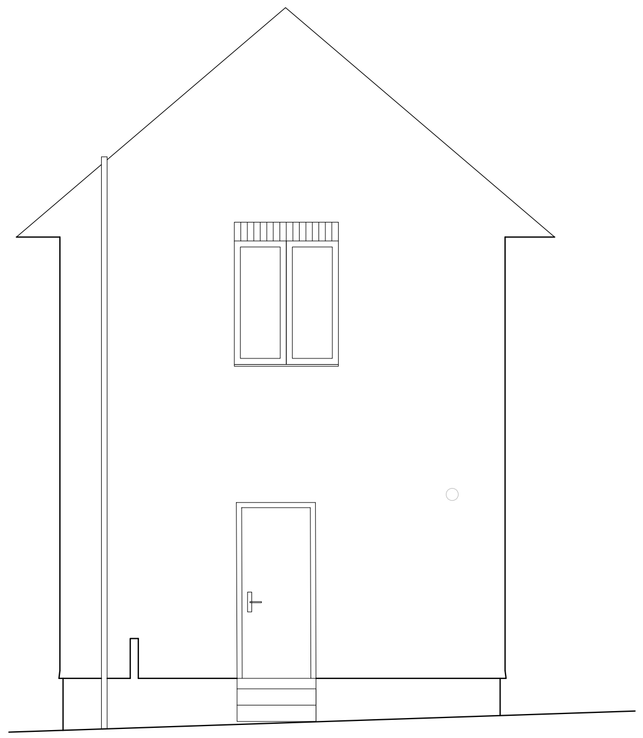

EXISTING SIDE ELEVATION
SCALE 1:50

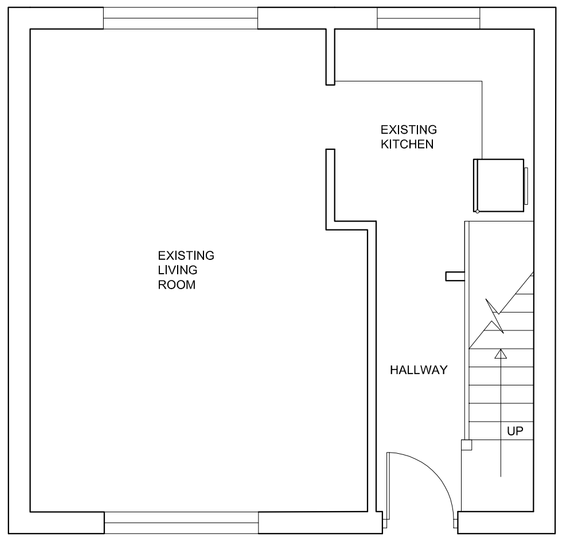

EXISTING GROUND FLOOR PLAN
SCALE 1:50

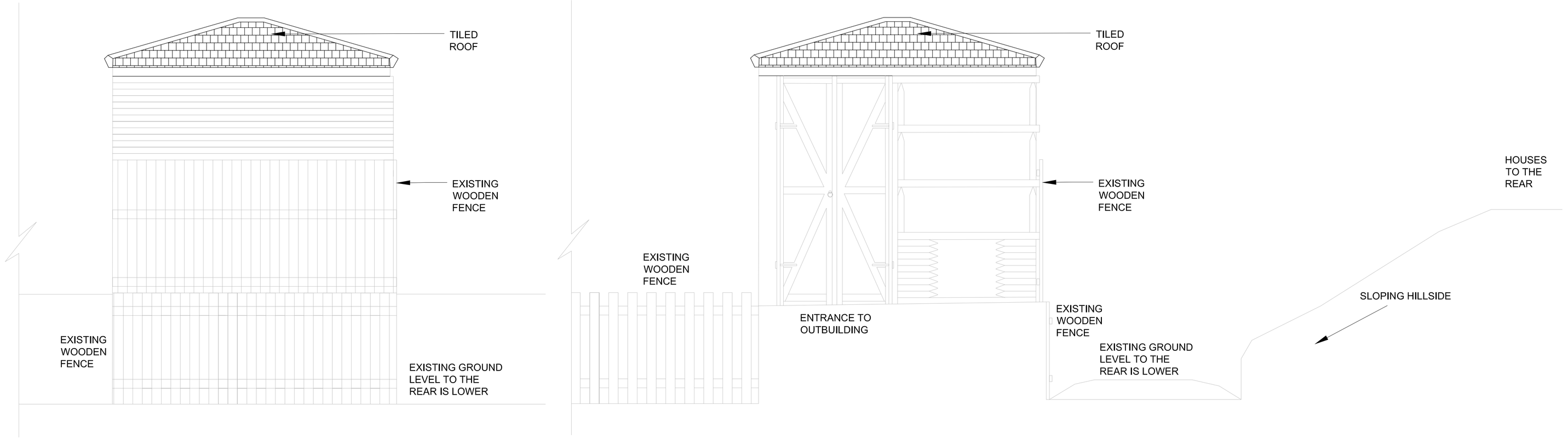

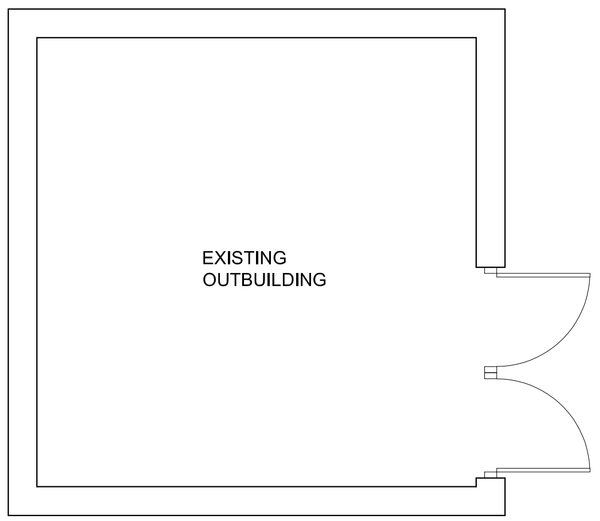

EXISTING FLOOR PLAN
SCALE 1:25

THIS DRAWING AND THE COPYRIGHT, DESIGN RIGHTS AND ALL THE OTHER INTELLECTUAL PROPERTY RIGHTS BELONG TO SYNERGY DESIGN. NO LICENCE OR ASSIGNMENT OF ANY SUCH RIGHTS IS GRANTED HEREUNDER. THIS DRAWING IS NOT TO BE COPIED UNDER ANY CIRCUMSTANCES TO A THIRD PARTY WITHOUT WRITTEN PERMISSION.

THE PARTY WALL ETC ACT 1996:-
THE ABOVE ACT APPLIES TO WORK ON AN EXISTING WALL SHARED WITH ANOTHER PROPERTY, OR A NEW BUILDING ON THE BOUNDARY WITH A NEIGHBOURING PROPERTY, OR AN EXCAVATION NEAR A NEIGHBOURING BUILDING. CONSEQUENTLY, THE WORKS ON THIS DRAWING COME UNDER THE AUSPICES OF THE ABOVE LEGISLATION, THEREFORE TO SATISFY THE LEGAL REQUIREMENTS OF THE ACT, THE AFFECTED NEIGHBOUR SHOULD BE NOTIFIED IN WRITING OF THE PROPOSALS AND THEIR AGREEMENT SOUGHT, PRIOR TO WORK COMMENCING ON SITE.

SUSTAINABILITY:-
ENSURE ALL TIMBER USED IN THE CONSTRUCTION IS LEGAL AND ALL TIMBER PRODUCTS COME FROM TEMPERATE SOURCES WHICH ARE INDEPENDENTLY CERTIFIED. SUCH AS FSC AND PEFC. WASTE MATERIAL IS TO BE REDUCED AS FAR AS PRACTICABLE.

NOTE:-
THE CLIENT IS TO BE AWARE THAT THE EXISTING AND PROPOSED FOUNDATIONS MAY BE AFFECTED BY CONDITIONS NOT DETERMINABLE UNTIL INVESTIGATORY EXCAVATIONS ARE CARRIED OUT. NO LIABILITY IS ACCEPTED FOR ANY LOSS OF ANY SORT OR ADDITIONAL EXPENSE INCURRED CONSEQUENT ON ANY VARIATIONS TO THE FOUNDATIONS OR STRUCTURE THAT MAY BE REQUIRED.

TERMS & CONDITIONS:-

THIS DRAWING IS DETAILED SUFFICIENTLY, IN ACCORDANCE WITH CURRENT ARCHITECTURAL PRACTICE, TO SATISFY PLANNING PERMISSION & BUILDING REGULATIONS SUBMISSION ONLY. NO LIABILITY IS ACCEPTED FOR ANY LOSS OF ANY SORT OR ADDITIONAL EXPENSE INCURRED CONSEQUENT ON ANY FAILURE, REAL OR ALLEGED, OF THE DRAWING TO MEET THE REQUIREMENTS OF ANY BODY, STATUTORY OR OTHERWISE.

RISK ASSESMENTS:-
PRIOR TO CONDUCTING ANY MANUAL HANDLING TASKS, RISK ASSESMENTS ARE TO BE CARRIED OUT BY THE CONTRACTOR AND/OR SUB - CONTRACORS (S) IN ACCORDANCE WITH MANUAL HAUDING OPERATION REGULATIONS 1992 (AS AMENDED) & GUIDANCE IN H & SE PUBLICATION: L23 MANUAL HANDLING.

DIMENSIONS:-
NOTE:- ALL DIMENSIONS ARE IN MILLIMETERS UNLESS OTHERWISE STATED

NOTE: THE CONTRACTOR IS RESPONSIBLE FOR CHECKING DIMENSIONS, TOLERANCES AND REFERENCES AND TO COMPLY WITH LOCAL AUTHORITY REQUIREMENTS BEFORE THE COMMENCEMENT OF WORKS

Rev.	Date	Details	Drawn	Checked
A	03.02.20	SIDE,REAR ELEVATIONS & FLOOR PLAN OF OUTBUILDING/ PERGOLA ADDED IN REFERENCE TO BUSINESS SUPPORT OFFICERS COMMENTS	DP	DP

Issued for:
RETROSPECTIVE PLANNING

Project/Client:
MR PARSA
7 LOWER GRANGE, BRADLEY
HUDDERSFIELD, HD2 1RU

Drawing:
EXISTING PLANS &
EXISTING ELEVATIONS

Project No: D19002
Dwg No: PLA-003
Rev: A
Scale: 1:50 @A1
Drawn By: DP Date: 01.02.2020
Checked By: DP Date: 01.02.2020

SYNERGY DESIGN.

12 EASTLEIGH GROVE, BRADFORD BD5 9DR
Tel: 0797 623 6098

© Contractors must work only to figured dimensions which are to be checked on site.