0 0.5 1 2.5 5
Scale 1: 50 @ A1 (1: 100 @ A3)

0 1 2 5 10
Scale 1: 100 @ A1 (1: 200 @ A3)

0 2 4 10 20
Scale 1: 200 @ A1 (1: 400 @ A3)

Front Elevation (North facing)
1 : 100

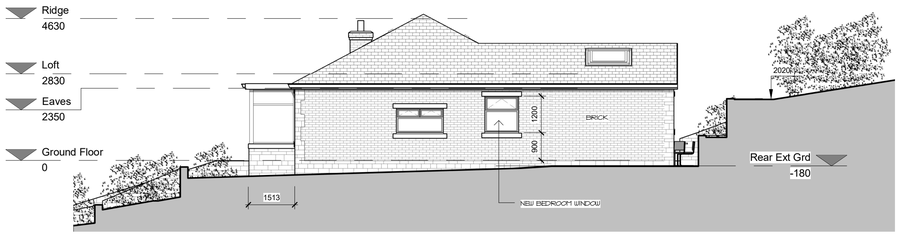

Side Elevation (West Facing)
1 : 100

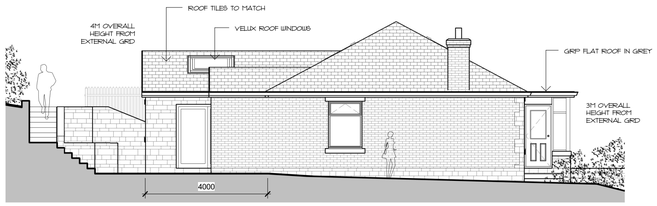

Side Elevation (East Facing)
1 : 100

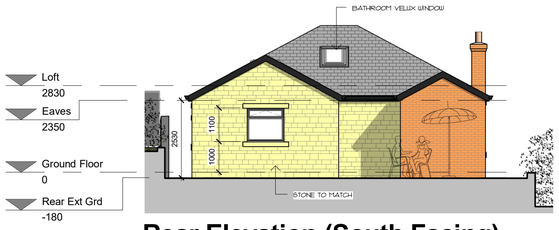

Rear Elevation (South Facing)
1 : 100

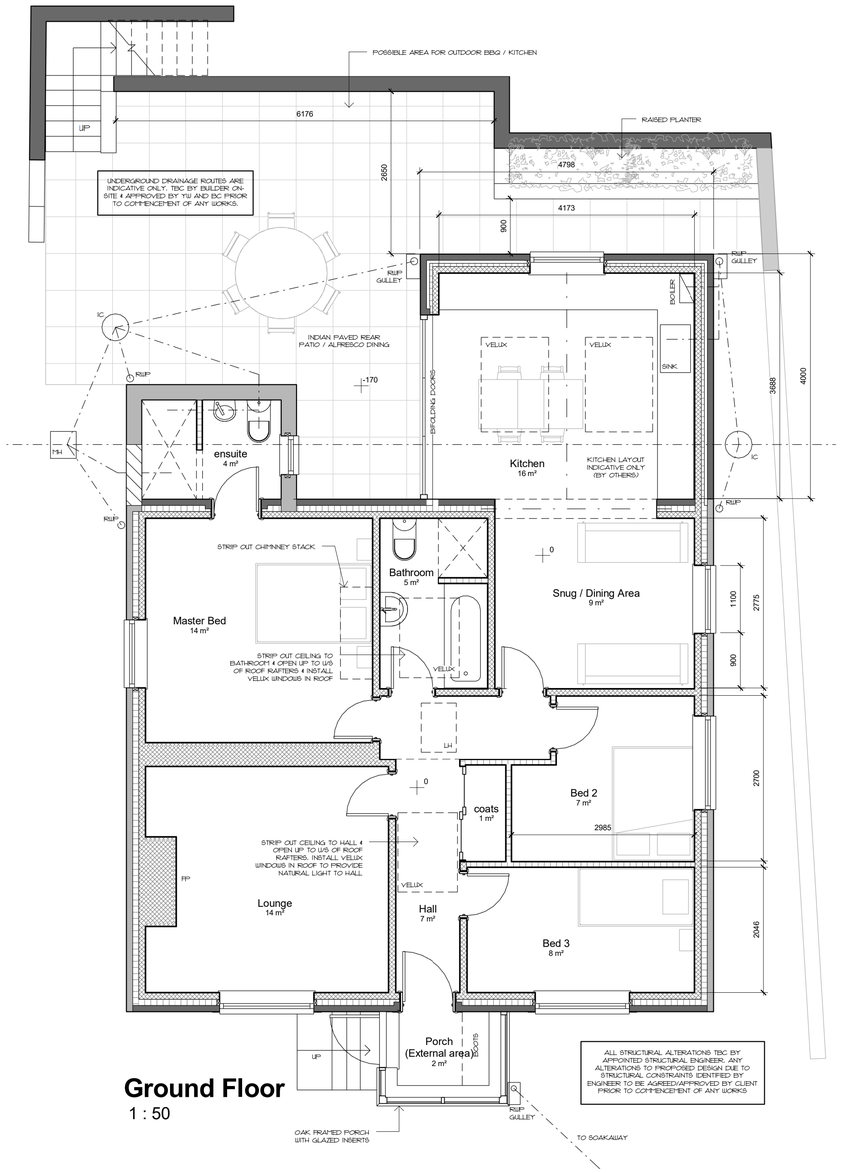

Ground Floor
1 : 50

IMPORTANT NOTES

ALL MEASUREMENTS MUST BE CHECKED ON-SITE PRIOR TO COMMENCEMENT OF ANY WORKS.

ANY UNDERGROUND DRAINAGE ROUTES ARE INDICATIVE ONLY. TBC BY BUILDER ON-SITE & APPROVED BY YW AND BC PRIOR TO COMMENCEMENT OF ANY WORKS.

CADVIS3D HOLDS NO RESPONSIBILITY FOR UNDERGROUND DRAINAGE ON-SITE. YORKSHIRE WATER MAPPING REQUEST RECOMMENDED TO CHECK FOR EXISTING UNDERGROUND DRAINAGE RUNS (IF AVAILABLE)

ALL STRUCTURAL ALTERATIONS TBC BY APPOINTED STRUCTURAL ENGINEER. ANY ALTERATIONS TO PROPOSED DESIGN DUE TO STRUCTURAL CONSTRAINTS IDENTIFIED BY ENGINEER TO BE AGREED/APPROVED BY CLIENT PRIOR TO COMMENCEMENT OF ANY WORKS

DRAWING TO BE USED FOR PLANNING PURPOSES ONLY - NOT FOR CONSTRUCTION

0 12.5 25 62.5 125
Scale 1: 1250 @ A1 (1: 2500 @ A3)

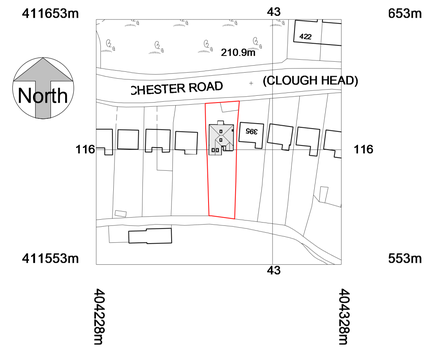

Site Location Plan
1 : 1250

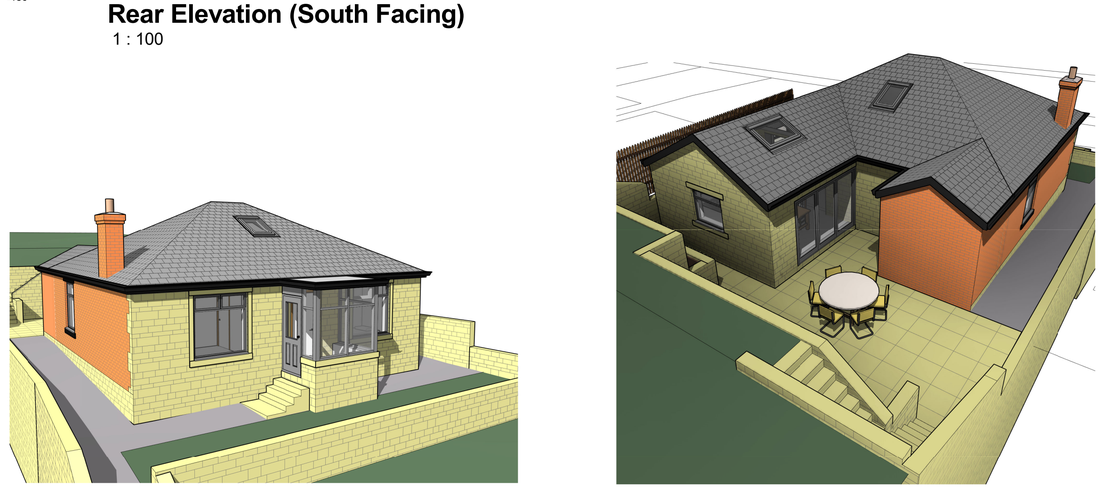

Front Perspective

Rear Perspective

GENERAL

DO NOT SCALE FROM THIS DRAWING.
ALL DIMENSIONS ARE TO BE CHECKED ON SITE AND CONFIRMED TO AUTHOR.
ALL FEASIBILITY STUDIES ARE SUBJECT TO FULL SITE SURVEY + LOCAL AUTHORITY APPROVALS.
ANY DISCREPANCIES OR VARIATIONS SHALL BE NOTIFIED TO CADVIS3D BEFORE WORK ON THE RELEVANT SECTION COMMENCES.
THIS DRAWING SHALL BE READ IN CONJUNCTION WITH ALL RELEVANT CONSULTANTS AND / OR SPECIALISTS DRAWINGS / DOCUMENTS.
THE MATERIALS AND WORKMANSHIP OF ALL RELEVANT TRADES AND BUILDING OPERATIONS SHALL COMPLY WITH THE RECOMMENDATIONS OF CURRENT BRITISH STANDARDS AND CODES OF PRACTICE.
AS FAR AS REASONABLY PRACTICABLE, THIS DESIGN HAS BEEN PREPARED IN SUCH A WAY AS TO REDUCE THE RISKS TO THE HEALTH AND SAFETY OF PERSON(S) WHO MAY BE AFFECTED.
RISK ASSESSMENTS HAVE BEEN PREPARED FOR ANY UNAVOIDABLE RISKS AND ARE REFERRED TO BELOW :-

RA ref	Date	Prepared	Item

NOTES

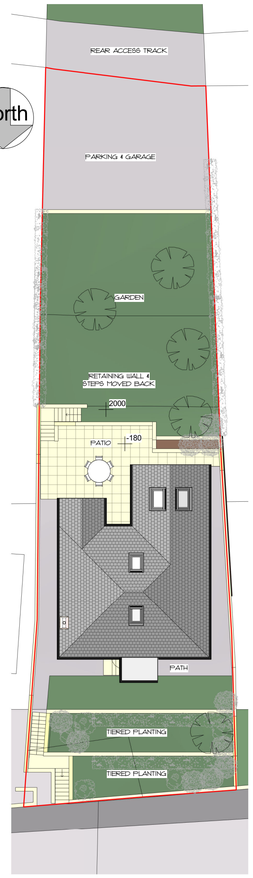

Site Plan
1 : 200

rev	date	dr	app	notes
D	23/06/19	PSI	PS	EXTENSION REVISED & PORCH TO MEET PD RIGHTS
C	15/06/19	PSI	PS	AMENDMENTS THROUGHOUT FOLLOWING PLANNER COMMS
B	19/03/19	PSI	PS	FRONT PORCH MATERIALS ALTERED BY CLIENT
A	19/03/19	PSI	PSI	FRONT PORCH REDUCED FOLLOWING PLANNERS COMMS

scale	drawn	apprv
As indicated	PSI	PS
date: JAN 2019	path: G:\work docs\Architectural Jobs\1840 - Phil_Marsden\Arch\Proposed\1840 - proposedPD-opt2.rvt	
status: PLANNING (PD)		
job no: 1840	dwg no: A(10)-02	rev: D

Cadvis3d
....making dreams happen
ARCHITECTURAL DESIGN SERVICES

Head Office:

The Towers, 237 Wakefield Rd, Lepton, Hudersfield, West Yorkshire, HD8 0DH

Tel: 01484 937123 / 07955 898269
Email: info@cadvis3d.co.uk

w w w . c a d v i s 3 d . c o . u k

multi-award winning design

project

Residential House Extension,
397 Heatherdeane, Manchester Road,
Marsden, Huddersfield HD7 6DP

client

Mr P Smith

title

Plans & Elevations - As Proposed

© This drawing may not be copied without written prior permission