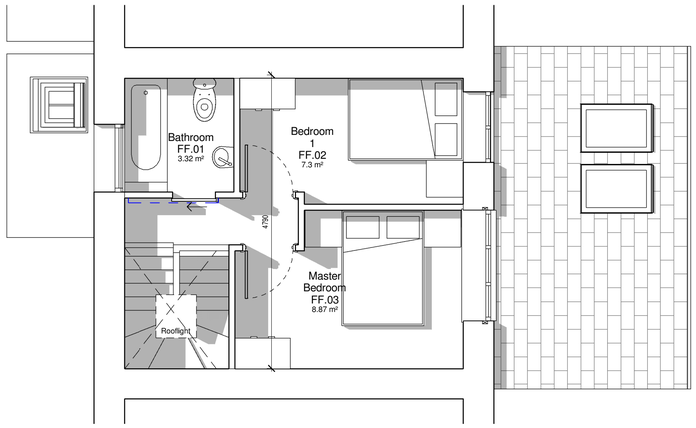

1 GA Floor Plan - Proposed First Floor Plan
1 : 50

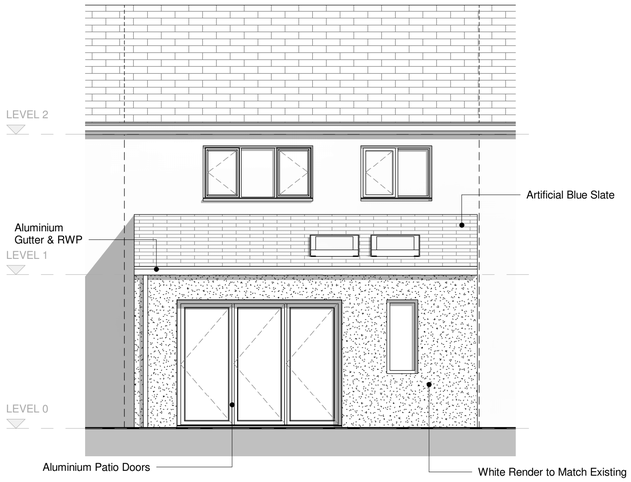

3 GA Elevation - Proposed Rear Elevation
1 : 50

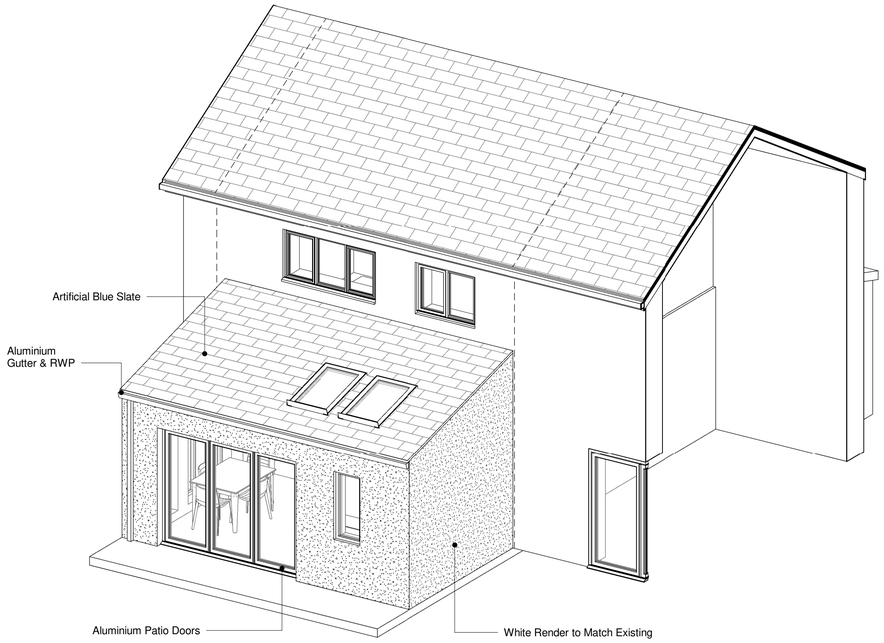

3D 3D Axonometric

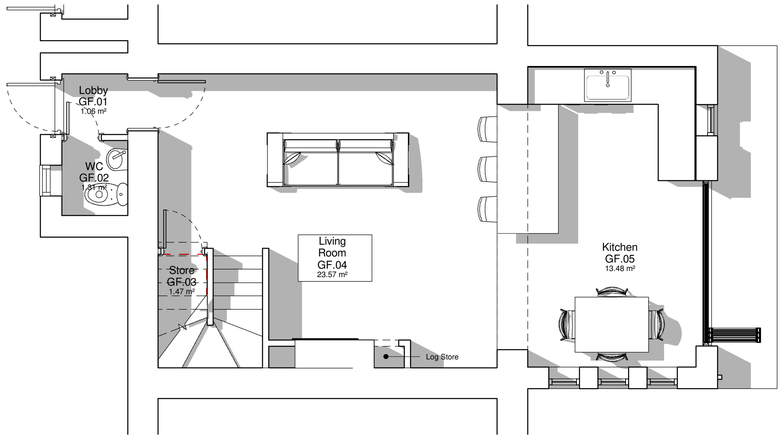

0 GA Floor Plan - Proposed Ground Floor Plan
1 : 50

2 GA Elevation - Proposed Front Elevation
1 : 50

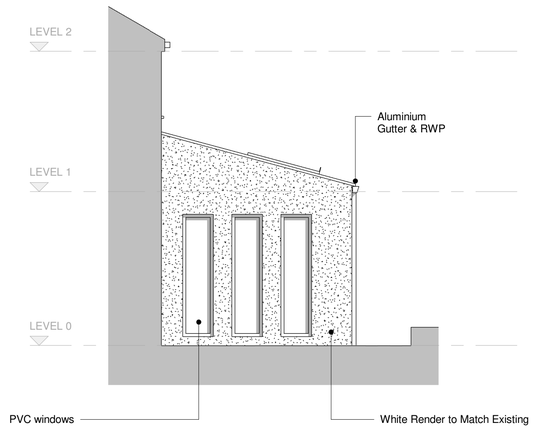

4 GA Elevation - Proposed Side Elevation
1 : 50

Rev	Description	Date	Dr by	App by
P02	Proposed side elevation added.	22.01.2019	MCS	-
P01	Submitted for planning.	21.01.2019	MCS	-

original by	date created	approved by
MS	12/01/18	-

ONEFOURONE Architects
5 Beech Court
Farnley Tyas
Huddersfield
HD4 6AX
United Kingdom

T +447730 691282
E info@onefourone-arch.co.uk
www.onefourone-arch.co.uk

client name
Mr & Mrs Crewe

project
4 Hall Lane

drawing
General Arrangements - Combined Proposed Plans & Elevations

computer file
C:\Users\Matt Stephenson\Documents\2018.02028.000 - 5 Hall Lane_Matt Stephenson.rvt

plot date

project number	scale	
2016.00000.000	1 : 50	@A1

drawing number	rev	issue status
4HL-IVI-XX-ZZ-A-20-002	P02	PL

This drawing is to be read in conjunction with all related drawings. All dimensions must be checked and verified on site before commencing any work or producing shop drawings. The originator should be notified immediately of any discrepancy.
This drawing is copyright and remains the property of OneFourOne Architects Ltd.