

**Approval of Details Reserved by Condition on
Planning Permission 2013/90497**

Conditions 3,4,5,7,9,10,11,14,19,22 & 23

Magma Ceramics, Little Royd Mills, Low Road, Earlsheaton Dewsbury

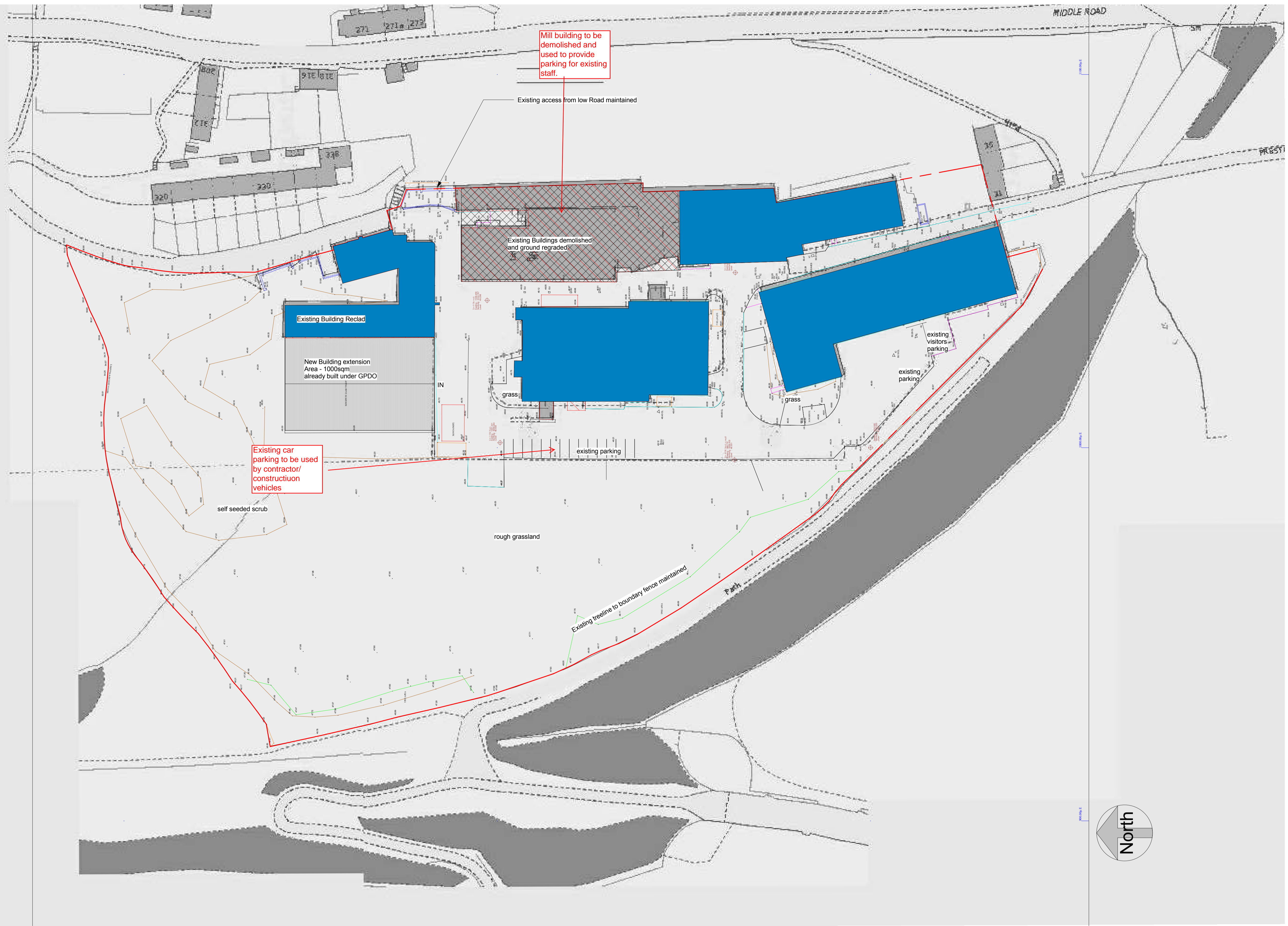
Phasing Scheme

In accordance with Condition 19 of the above planning permission the phases of the development are as follows-

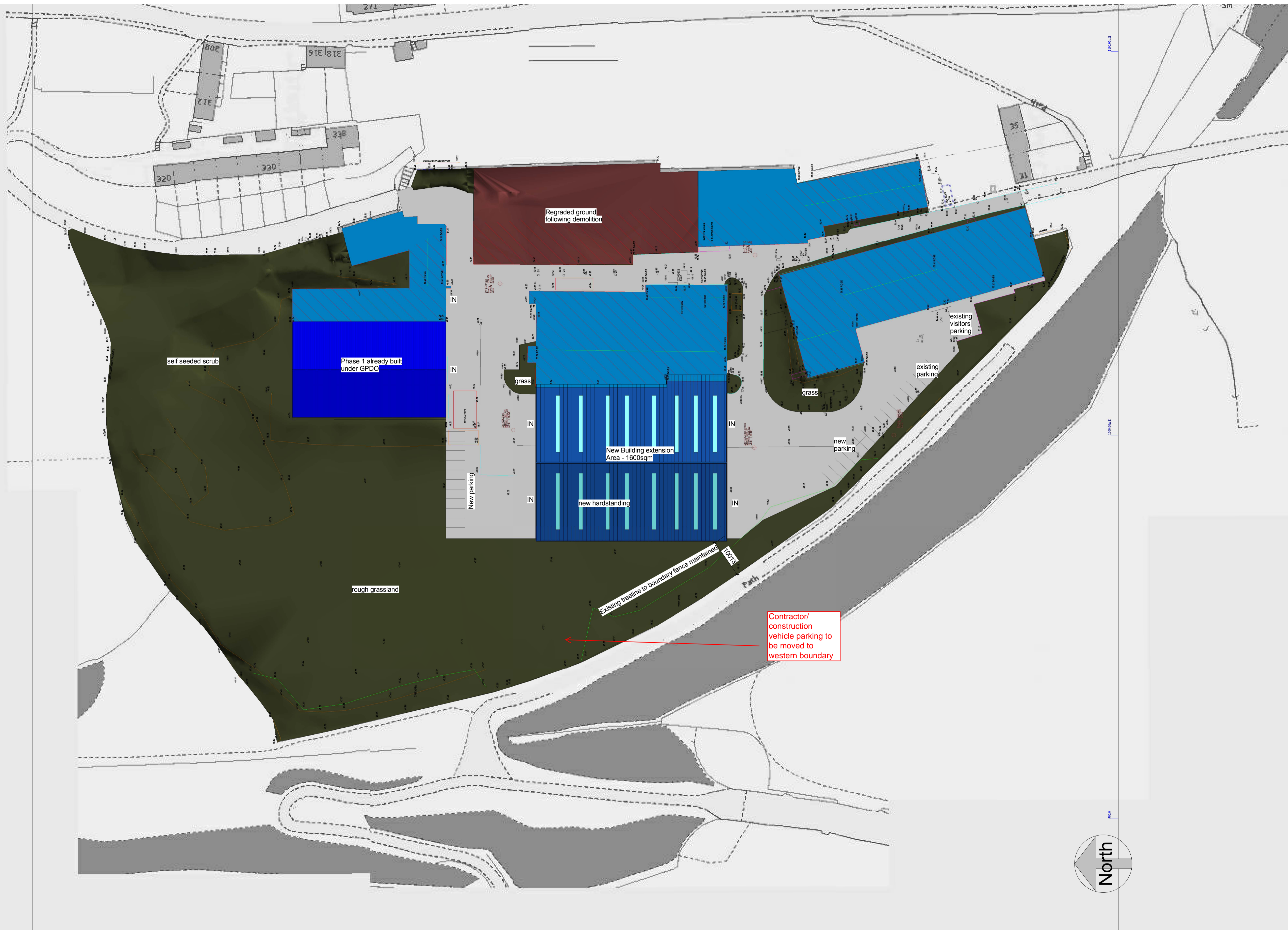
1. Demolition of the existing mill building, which was approved under 2012/90505, will take place and will allow car parking to be provided for existing staff and any building contractor vehicles during construction of the 1st phase approved in the 2013 permission.

2. Once Phase 1 has been predominantly completed the extension of the existing building granted under Phase 2 will start to be constructed. The existing car parking area shown on KLD Architect Design drawing (A101), will be relocated to the fringe of the western boundary in order to allow the free movement of delivery/construction vehicles within the confines of the site. This will be used by construction/contractor vehicles which will remain separated from the car park used by existing employees (see 1 above). Large vehicles will be manoeuvred with the assistance of a Banksman.

3. After Phase 2 has been nearly completed works will start on the last phase. Construction/contractor vehicles will then be relocated to the northern boundary of the site until the phase 3 buildings has been completed. Works can then begin on laying out the car parks approved by the permission.



No.	Description	Date
A	Phase 3 redrawn	23/05/12
B	Site redrawn following topo	29/08/12
C	Phase 2 and 3 buildings revised	25/10/12



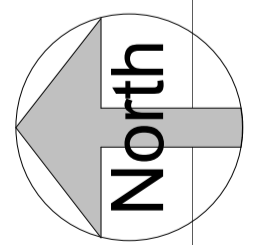
No.	Description	Date
A	Phase 3 redrawn	23/05/12
B	Site redrawn following topo	29/08/12
C	Phase 2 and 3 buildings revised	25/10/12

Project number	DBS 2012/12	A102
Date	April 2012	
Drawn by	Author	
Revision	C	
Scale		1:500

During construction of Phase 3 contractor/ construction vehicles to be parked here



Schedule of Areas	
Phase 1	1000sqm (completed under GPDO)
Phase 2	2038sqm
Phase 3 Building 1	892sqm
Building 2	3764sqm
110 carparking spaces	
Total Area	7694sqm (6694sqm in this application)



No.	Description	Date
A	Phase 3 redrawn	23/05/12
B	7.5 tonne truck vehicle tracking added	17/07/12
C	Site redrawn following topo	23/08/12
D	Phase 2 and 3 buildings revised	25/10/12
E	Phase 3 parking revised	21/11/12

Project number	DBS 2012/12
Date	April 2012
Drawn by	Author
Revision	E Scale