NOTES

1. All work to comply with the Amended Building Regulations and to be carried out to the satisfaction of the Building Inspector.
2. All details, dimensions and information shown on this drawing to be checked on Site before work commences, by the General Contractor and/or his Sub-Contractors and altered, amended or adjusted as may be found necessary. Scaled dimensions not to be taken as accurate.
3. All Materials and Workmanship to comply with all current and relevant British Standards and Codes of Practice.
4. All Electrical Work to comply with current I.E.E. Regulations and also with Part P of the Building Regulations. The Installation is to be designed, installed, inspected and tested by a person competent to do so. The Council may require a BS 7671 Certificate of Installation issued by a person competent to do so.
5. This drawing is to be read in conjunction with the 'General Notes' contained in a separate document.
6. Sealed Double Glazed Units to comprise 2no. panes of 4mm. thick glass with a Low Emessivity Lining, with a min. 16mm. wide gap between panes.
7. Windows to achieve a min. 'U' value of 1.6 W/m²K.
8. Smoke Detectors indicated thus (1) on Plans (see General Note 27).
9. Bedrooms to be provided with an Escape window. Min. Area. 0.33 sq.m. Min. dimension of 2no sides of opening light 450 mm. Mean. sill height of Cill 1100 mm.
10. Provide background Ventilation to Habitable Rooms of 5000 sq.mm. 2500 sq.mm. to Wet Rooms.
11. 8 in 4 Light fittings to be Energy efficient.

SPECIFICATION

Roof. Pitch. 25°. Marley Modern or similar approved (colour Blue/Grey). on battened s.w. battens to suit on a breathable roofing felt on 100 mm. x 50 mm. s.w. rafters at 400 mm. centres on 300 mm. x 100 mm. s.w. purlin. 75 mm. x 50 mm. s.w. hangers at max. 1200 mm. centres, 200 mm. x 50 mm. s.w. binders at max. 1800 mm. centres. 300 mm. thick glass fibre insulation in 2no. layers (100 mm laid between joists, and 200 mm. above joists). 100 mm. x 50 mm. s.w. ceiling joists at 400 mm. centres. 12.5 mm. thick plasterboard and skim ceiling. Fascia board Gutter board and Soffits etc. in treated s.w. to suit.

Walls. External Wall. Outer leaf of facing brick to match existing, 100 mm. wide. cavity filled with Dri-therm (C.192) insulation. Inner leaf of 100 mm. thick 'Thermalite' insulation block 12.5 mm. thick lightweight plaster internal finish.

Floors. Ground floor. 22 mm. thick floor grade chipboard on 175 mm x 50 mm. s.w. joists at 400 mm. centres with min. 125 mm. thick between joists and Herring bone Strutting at mid-span. Min. gap of 150 mm. between 4/5 of joists and top of min. 100 mm. thick oversite concrete on min. 150 mm. thick well consolidated Sulphate free hardcore blinded with fine sand.

First floor. 22 mm. thick floor grade chipboard on 175 mm x 50 mm. s.w. joists at 400 mm. centres with 100 mm. min. thickness of glass fibre insulation density 10 kg/m³ and Herring bone strutting at mid-span. 12.5 mm thick plasterboard and skim ceiling.

Foundations. Strip concrete (C.35) footings, 600 mm. wide by 200 mm. thick. Top of foundation to be a min. of 900 mm. below Ground Level. Actual Level to be agreed on Site with the Building Inspector.

SCHEDULE OF ALTERATION WORKS

GROUND FLOOR

1. Demolish existing Kitchen Area complete, taking the utmost care in protecting the adjacent properties from any damage, both Structurally and from the weather.
2. Make sure existing Services are disconnected and made safe for possible reuse.

FIRST FLOOR

1. Remove existing Landing Window complete and infill opening in 2no. skins of 100 mm thick no voids Solid concrete blockwork bonded to existing. Block density min. 3.5 N/mm². Plaster flush both sides and make all good.
2. Break out through existing rear wall of House and form a new door opening to Access new Bedroom. 850 mm wide by 2050 mm high. Provide and install over 2no. 200 mm x 150 mm reinforced concrete lintels with a min bearing of 100 mm. each end. Provide and install a new door and door frame and make all good.
3. Extend existing 100 mm. dia. SVP up existing wall and up through new Roof (flash through roof in Code 5 Lead) and terminating with a terminal. (Note if existing SVP is cast iron replace with a p.v.c. SVP).
4. Re-route 1no. 32mm existing Boiler in Bathroom up through and flash through roof in Code 5 Lead and provide and fix a new terminal.



LOCATION PLAN
SCALE 1:1250

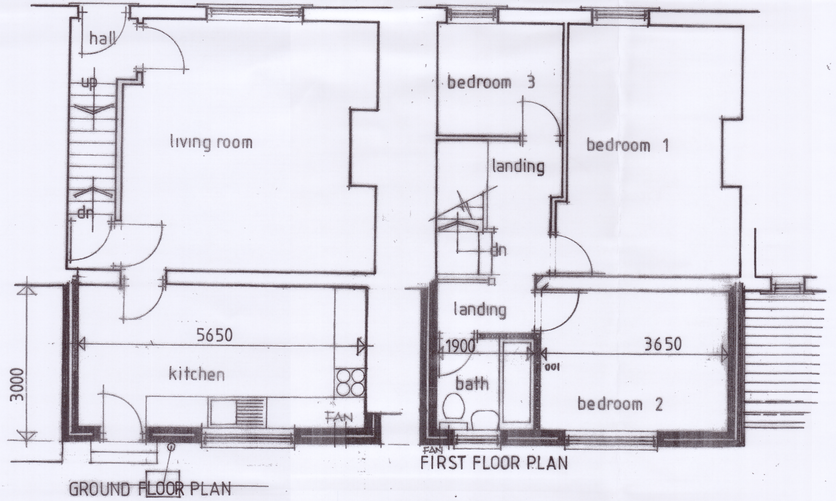

GROUND FLOOR PLAN

FIRST FLOOR PLAN



EXISTING NORTH WEST ELEVATION

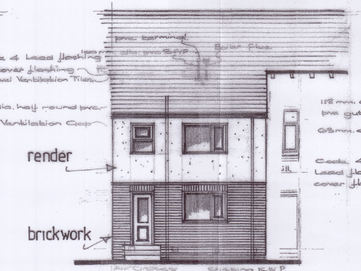

PROPOSED NORTH WEST ELEVATION

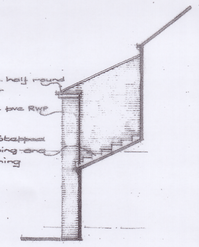

PROPOSED NORTH WEST ELEVATION
SOUTH EAST ELEVATION DITTO BUT
HANDED.

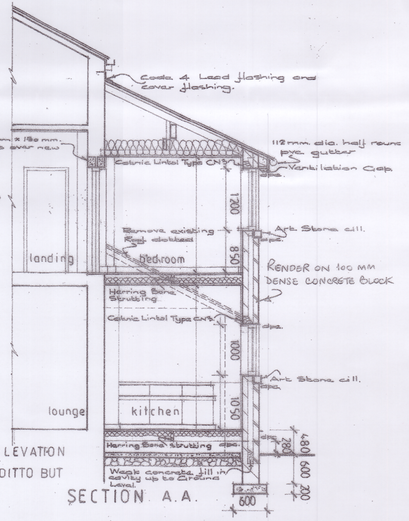

SECTION A.A.

PROPOSED DEMOLITION OF EXISTING KITCHEN AND 2 STOREY EXTENSION TO
13, MYRTLE ROAD RAVENSTHORPE DEWSBURY WF13 3AP FOR MR JAMEEL HABID.

scales 1:50. 1:100. drawing WORKING DRAWING drawing no. 140Z03.1.

revisions

Kirklees Council
Approved for the purposes of Building Regulations, under Section 16, 21, 24 and 25 of the Building Act 1984 and all other Acts
DATED 01 MAY 2014
Head of Service
PASSED SUBJECT TO CONDITION(S)