

# Footfall Report for: Dewsbury Town Centre

Weeks This Month: 5  
Weeks Last Month: 4

## Monthly Footfall

	Year to date %		Year on year %		Month on month %	
	2023	2022	2023	2022	2023	2022
Dewsbury Town Centre	0.6%		-8.9%		-6.4%	26.0%
North & Yorkshire	2.0%	127.7%	-5.9%	113.7%	-4.1%	14.5%
UK	8.9%	146.0%	-0.3%	126.7%	-5.2%	11.0%

Benchmark calculations (Year on Year and Month on Month) have been calculated using like for like data sets (only those counters available in both comparison periods) to ensure statistical accuracy

## Headlines

The total number of visitors for the year to date is 720,874 which is 0.6% up on the previous year.

The total number of visitors to Dewsbury Town Centre in month commencing 27 February 2023 was 274,922.

The busiest day in month commencing 27 February 2023 was Saturday 18 March with 12,465 visitors.

The peak hour of the month was 11:00 on Saturday 18 March 2023 with footfall of 1,811.

## Footfall by month

Figures shown below are calculated using monthly totals.



■ This Month     ■ Previous Year  
■ Previous Month

## Weather



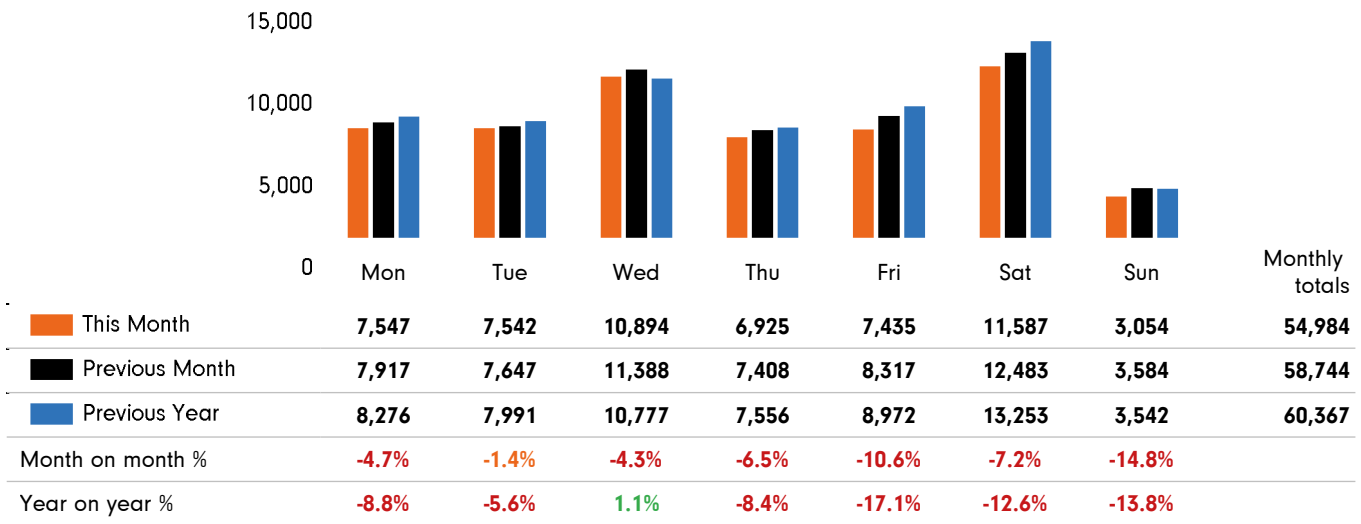
	Sun	Cloud	Rain	Snow	Menu
Number of days this month	6	22	6	1	
Number of days same month last year	14	5	12	3	1
Number of days same month two years ago	14	17	1		3

## Average temperature

	Maximum temperature	Minimum temperature
2023	9°	4°
2022	11°	3°
2021	12°	5°

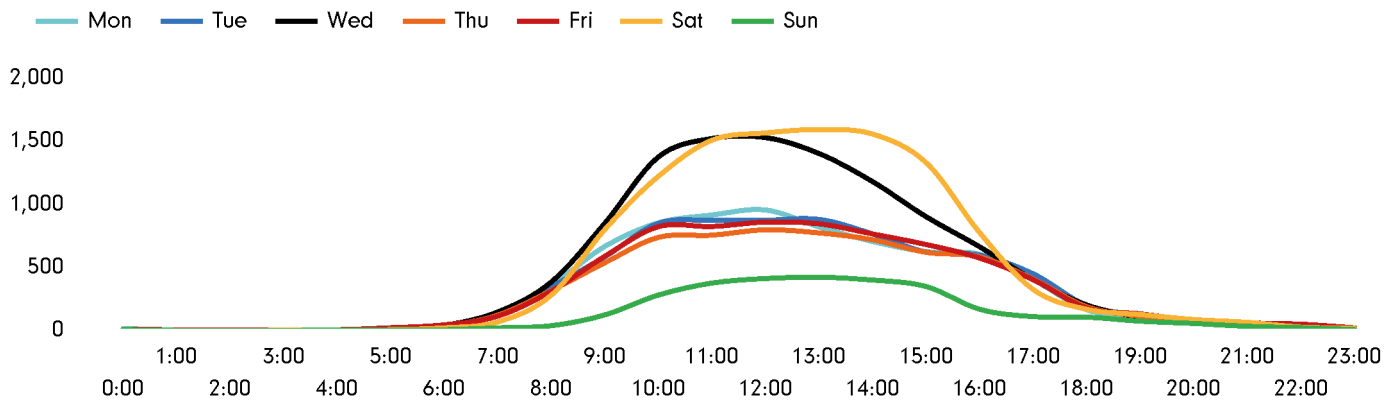
## Footfall by day

The figures shown below are calculated using weekly averages.



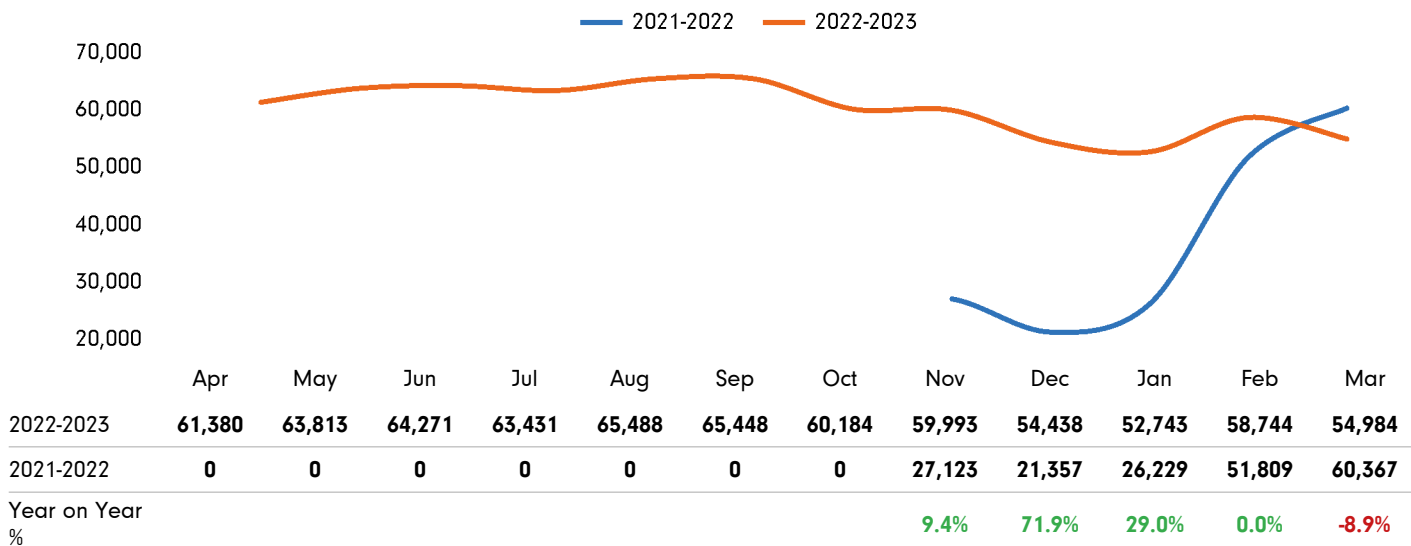
## Footfall by hour

The figures shown below are calculated using a weekly average



## Footfall - rolling 12 months

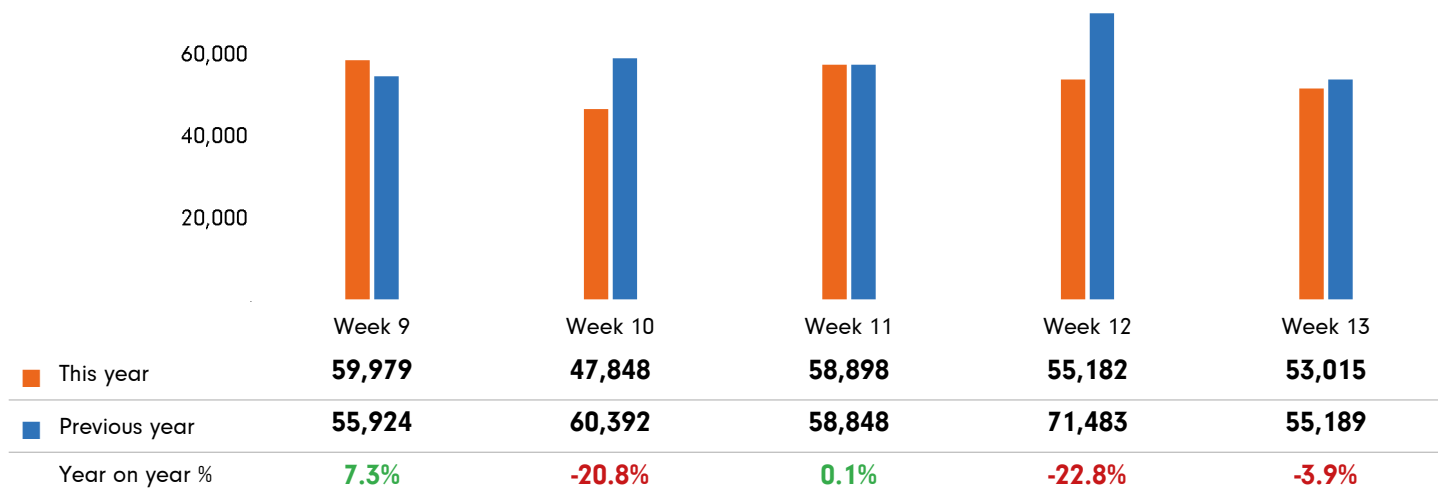
The figures shown below are calculated using weekly averages.



Year on year % is calculated by comparing the 2022-2023 period with the 2021-2022 period i.e the figure for March compares March 2023 to March 2022

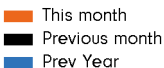














## Footfall by week of month

The figures shown below are calculated using weekly totals.



## Footfall by location

The figures shown below are calculated using weekly averages.

	This month	% share of total month	Previous month	Previous year	Month on month %	Year on year %	
Crossing at Dewsbury Ring Road, Eastbound	2,934	5.3%	2,625	3,457	11.8%	-15.1%	
Crossing at Dewsbury Ring Road, Westbound	2,147	3.9%	2,012	3,634	6.7%	-40.9%	
Dewsbury Ring Road (Eastside) at Wellington Road, Northbound	1,906	3.5%	1,900	1,659	0.3%	14.9%	
Dewsbury Ring Road (Eastside) at Wellington Road, Southbound	1,912	3.5%	1,936	1,686	-1.2%	13.4%	
Foundry Street (Eastside) at Corporation Street, Northbound	2,186	4.0%	2,403	2,443	-9.0%	-10.5%	
Foundry Street (Eastside) at Corporation Street, Southbound	2,653	4.8%	2,912	2,911	-8.9%	-8.9%	
Foundry Street (Westside) at Corporation Street, Northbound	2,524	4.6%	2,674	2,635	-5.6%	-4.2%	
Foundry Street (Westside) at Corporation Street, Southbound	2,472	4.5%	2,649	2,537	-6.7%	-2.6%	
Northgate (Eastside) at Bond Street, Northbound	5,379	9.8%	6,169	6,505	-12.8%	-17.3%	
Northgate (Eastside) at Bond Street, Southbound	6,386	11.6%	7,209	7,290	-11.4%	-12.4%	
Northgate (Westside) at Bond Street, Northbound	2,936	5.3%	3,089	3,510	-5.0%	-16.4%	
Northgate (Westside) at Bond Street, Southbound	4,141	7.5%	4,294	4,665	-3.6%	-11.2%	
Underpass at Railway Street, Northbound	8,204	14.9%	8,873	8,454	-7.5%	-3.0%	
Underpass at Railway Street, Southbound	9,199	16.7%	9,995	8,977	-8.0%	2.5%	

## Reporting dates

This month - 27 February 2023 - 02 April 2023

Year to Date % Change is the annual % change in footfall from January of this year compared to the same period last year. January, 2023 to March, 2023 Vs January, 2022 to March, 2022

Year on Year % Change is the % change in footfall for this month compared to the same week in the previous year. March, 2023 Vs March, 2022

Month on Month % Change is the % change in footfall for this Month from the previous Month. 3 2023 Vs 2 2023

