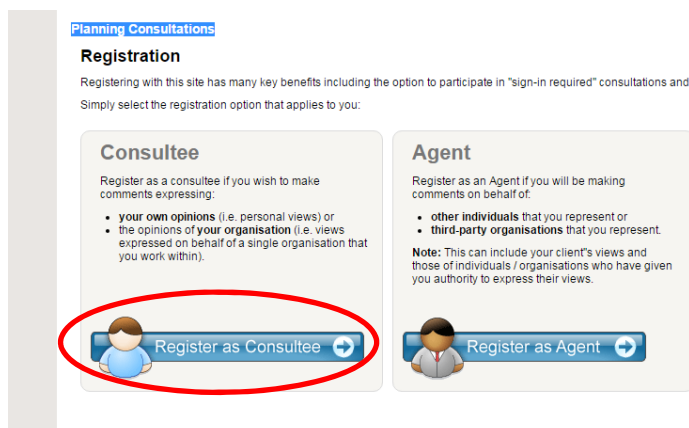
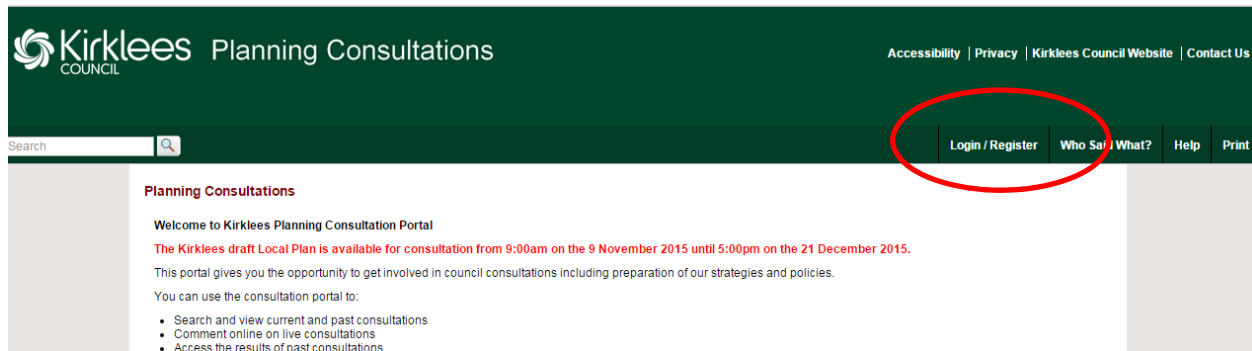


Registering and making comments in the online planning consultation system

Our online consultation system allows you to view and comment on the Local Plan and Community Infrastructure Levy (CIL). The system can be found at <http://www.kirklees.gov.uk/consultplanningpolicy>. You can read the document without registering but comments can only be made by users registered on the system.

How to Register

If you were in our old mailing list you will have been registered on the system and will have received a username and password via email or letter. To access the system simply login using the username and password. Customers who are not registered in the system need to register by clicking on Login/Register and selecting Register.



Click to Register as a Consultee. Fill in your details. Your username can be any word/name you like but you need to check that it is available and not being used by someone else. After entering all the details you need to read and accept the Terms and Conditions, then please click on OK.

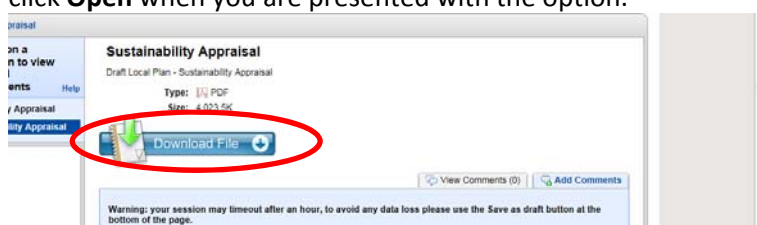
You will receive an email from consult@objective.co.uk in your email account which you need to open. To activate your account click on the link in your email. You will then come back to the Consultation portal and be asked to enter the Username and Password you selected.

View a Document

On the Consultation homepage click on the relevant consultation from the list. There are two types of consultation:

PDF Document (Sustainability Appraisal, Green belt review, Rejected Sites)

To view this PDF click on **View and Comment**. To read the document you need to click on **Download File** and then click **Open** when you are presented with the option.



To add a comment you simply need to fill in the relevant box. You can also upload a file to support your comment, providing a meaningful title. Please remember to **Submit**.

Please add your comment here:

B I U ABC | [List Bulleted] | [List Numbered] | [List Numbered] | [Link] | [Refresh]

If you have a file to support your comments, please upload it here:

Upload: [Browse...]

Title: []

There are no more questions. Please click **Submit** to finish and wait for the confirmation message. Once submitted you will no longer be able to modify your answers. Thank you for your time.

If you are logged in, you can save your form if you are not quite finished and would like to come back to it later. You will be able to see all unsubmitted forms in "Your Account" and submit or edit them at any time.

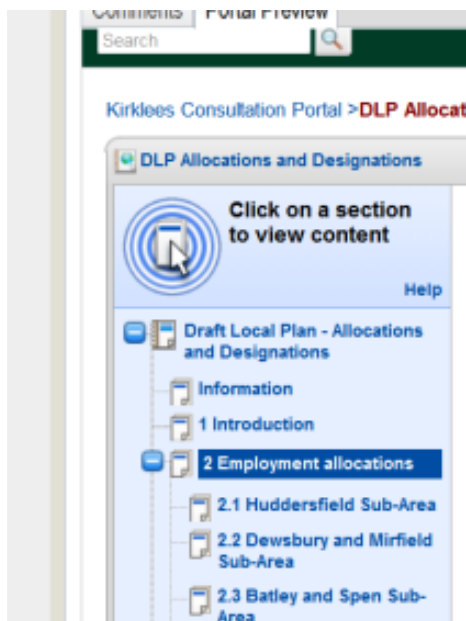
Cancel if you want to disregard the answers/changes you have made since your last save.

[Cancel] [Save draft] [Submit]

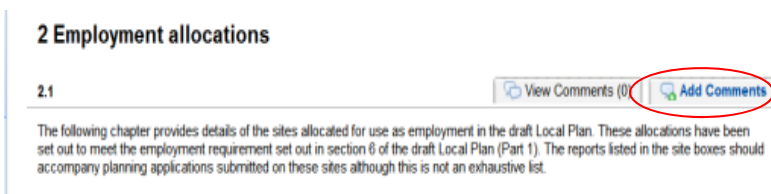
Portal Document (Strategies and Policies, Allocations and Designations, CIL)

To view this consultation click on **Read and comment on document**. Click on the chapter you are interested in reading.

If you are interested in a specific site, click on the allocation type (chapter). Then click on the sub-area the site is in and scroll down until you find the site you are interested in.



Read the section and add comments if you wish by clicking the add comment tab.



Once you have written your comments, press submit. Comments saved as drafts will not be seen or published until they have been submitted. You can also upload a file to support your comment, providing a meaningful title

Please note that comments will not be published for public viewing until they have been validated. All validated comments will be posted on the portal along with your name.