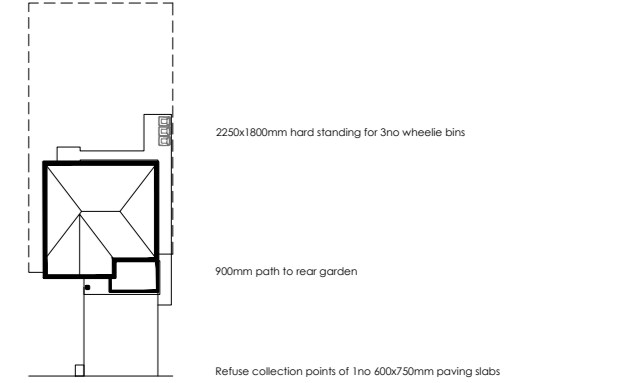


Owl Lane, Chidswell, DEWSBURY



NOTES:
 REFUSE COLLECTION:
 No wheeled bins to be provided to each dwelling in accordance with Kyles MC recycling collection policy. Refuse collection points to be provided comprising two 400x750mm paving slabs to be provided also.

- Locatable personnel gate.
- Refuse collection point. Max distance from refuse vehicle 25m and 30m from house or apartment.
- Communal refuse store.
- 2.1m clear zone to allow entrance. Max height of enclosure walls up to 1.8m.
- Visibility signs.
- Affordable housing.



TYPICAL PLOT LAYOUT
 Surface finishes:
 Brick paving
 Grass
 Proposed tarmac and gravel. Refer to Blockwork and drainage details for details.

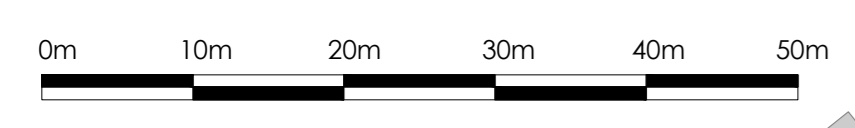
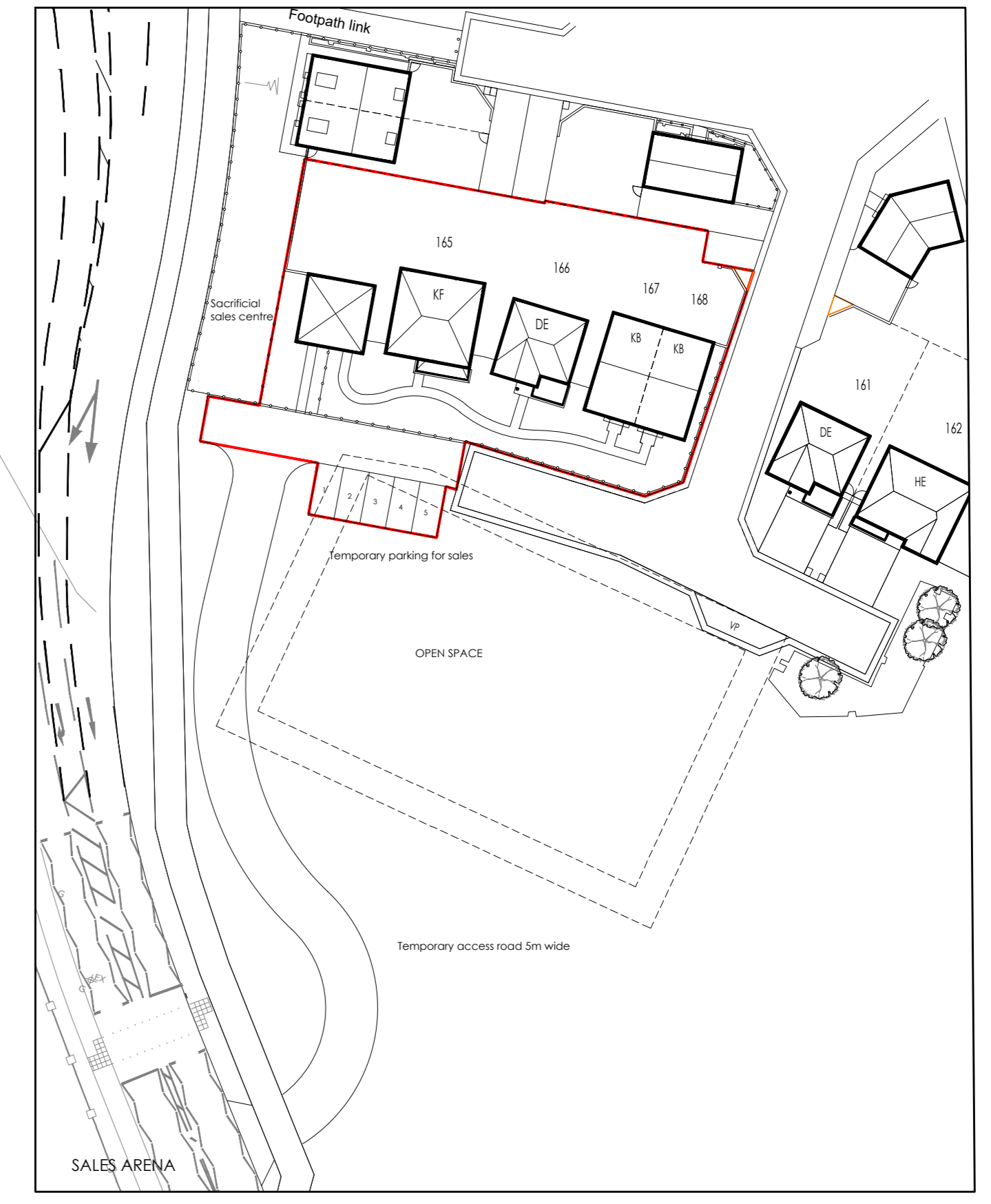
- Enclosures:**
- 1800 / 2000mm close boarded fence
 - 1800 / 2000mm wall/fence
 - 900mm close top railing
 - 1200mm estate railing
 - 1200mm post and rail fence
 - 450mm knee rail

ACCOMMODATION SCHEDULE

UNIT NO.	DESCRIPTION	NO.
AFFORDABLE 20% = 52 UNITS		
58	1 BEDROOM APARTMENT	1
59	1 BEDROOM APARTMENT	1
60	1 BEDROOM APARTMENT	6
61	1 BEDROOM APARTMENT	6
REWDALE	2 BEDROOM SEMI-DET / TERR HOUSE	26
KENNESIDE	3 BEDROOM SEMI-DET / TERR HOUSE	9
FULWOOD	3 BEDROOM SEMI-DET / TERR HOUSE	3
PRIVATE UNITS		
DE WYCK	1 BED SEMI-DET HOUSE	1
WASHINGTON	2 BED SEMI-DET HOUSE	1
DENFORD	2 BEDROOM SEMI-DET / TERR HOUSE	3
REWDALE	2 BEDROOM SEMI-DET / TERR HOUSE	8
ALVERTON	2 BEDROOM FLAT OVER GARAGE	5
MAIDSTONE	3 BEDROOM SEMI-DET / TERR HOUSE	3
FULWOOD	3 BEDROOM SEMI-DET / TERR HOUSE	44
MCRESBY	3 BEDROOM DETACHED HOUSE	17
DENBY	3 BEDROOM DETACHED HOUSE	27
LUTHERWORTH	3 BEDROOM DETACHED HOUSE	7
KINGSVILLE	3 BEDROOM SEMI-DET TOWN HOUSE	19
BRENFORD	3 BEDROOM SEMI-DET TOWN HOUSE	4
WOODCOCK	3 BEDROOM SEMI-DET TOWN HOUSE	5
KINGSLEY	4 BEDROOM DETACHED HOUSE	3
KENFORD	4 BEDROOM DETACHED HOUSE	26
RENSWORTH	4 BEDROOM DETACHED HOUSE	12
ALDERNEY	4 BEDROOM DETACHED HOUSE	3

TOTAL

58	1 BEDROOM APARTMENT	200000
59	1 BEDROOM APARTMENT	200000
60	1 BEDROOM APARTMENT	140000
61	1 BEDROOM APARTMENT	140000
REWDALE	2 BEDROOM SEMI-DET / TERR HOUSE	140000
KENNESIDE	3 BEDROOM SEMI-DET / TERR HOUSE	140000
FULWOOD	3 BEDROOM SEMI-DET / TERR HOUSE	140000
DE WYCK	1 BED SEMI-DET HOUSE	140000
WASHINGTON	2 BED SEMI-DET HOUSE	140000
DENFORD	2 BEDROOM SEMI-DET / TERR HOUSE	140000
REWDALE	2 BEDROOM SEMI-DET / TERR HOUSE	140000
ALVERTON	2 BEDROOM FLAT OVER GARAGE	140000
MAIDSTONE	3 BEDROOM SEMI-DET / TERR HOUSE	140000
FULWOOD	3 BEDROOM SEMI-DET / TERR HOUSE	140000
MCRESBY	3 BEDROOM DETACHED HOUSE	140000
DENBY	3 BEDROOM DETACHED HOUSE	140000
LUTHERWORTH	3 BEDROOM DETACHED HOUSE	140000
KINGSVILLE	3 BEDROOM SEMI-DET TOWN HOUSE	140000
BRENFORD	3 BEDROOM SEMI-DET TOWN HOUSE	140000
WOODCOCK	3 BEDROOM SEMI-DET TOWN HOUSE	140000
KINGSLEY	4 BEDROOM DETACHED HOUSE	140000
KENFORD	4 BEDROOM DETACHED HOUSE	140000
RENSWORTH	4 BEDROOM DETACHED HOUSE	140000
ALDERNEY	4 BEDROOM DETACHED HOUSE	140000



Site Layout Plan - Scale 1:500

BARRATT HOMES

PARKER PEEL ARCHITECTURAL
 • parkerpeel.co.uk • www.parkerpeel.co.uk 01924 921 860

Client: Barratt Homes
 Project: 1820 Residential Development at Owl Lane, Chidswell, Dewsbury

Site: Site Layout Plan

Drawn: 1820-S-01
 Rev: ZB 1:500B A0 RP
 Scale: 1:500
 Date: 07/19