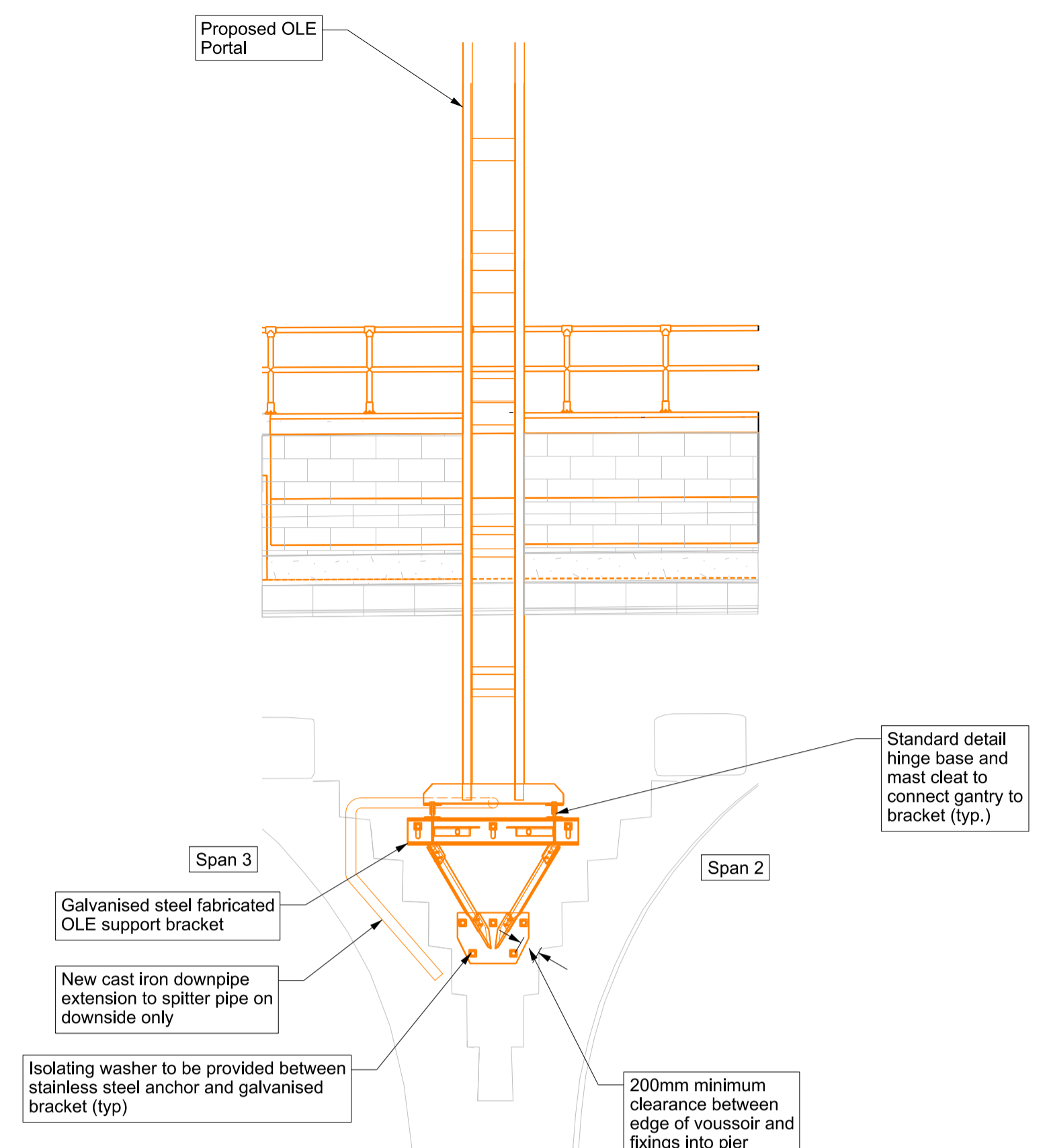
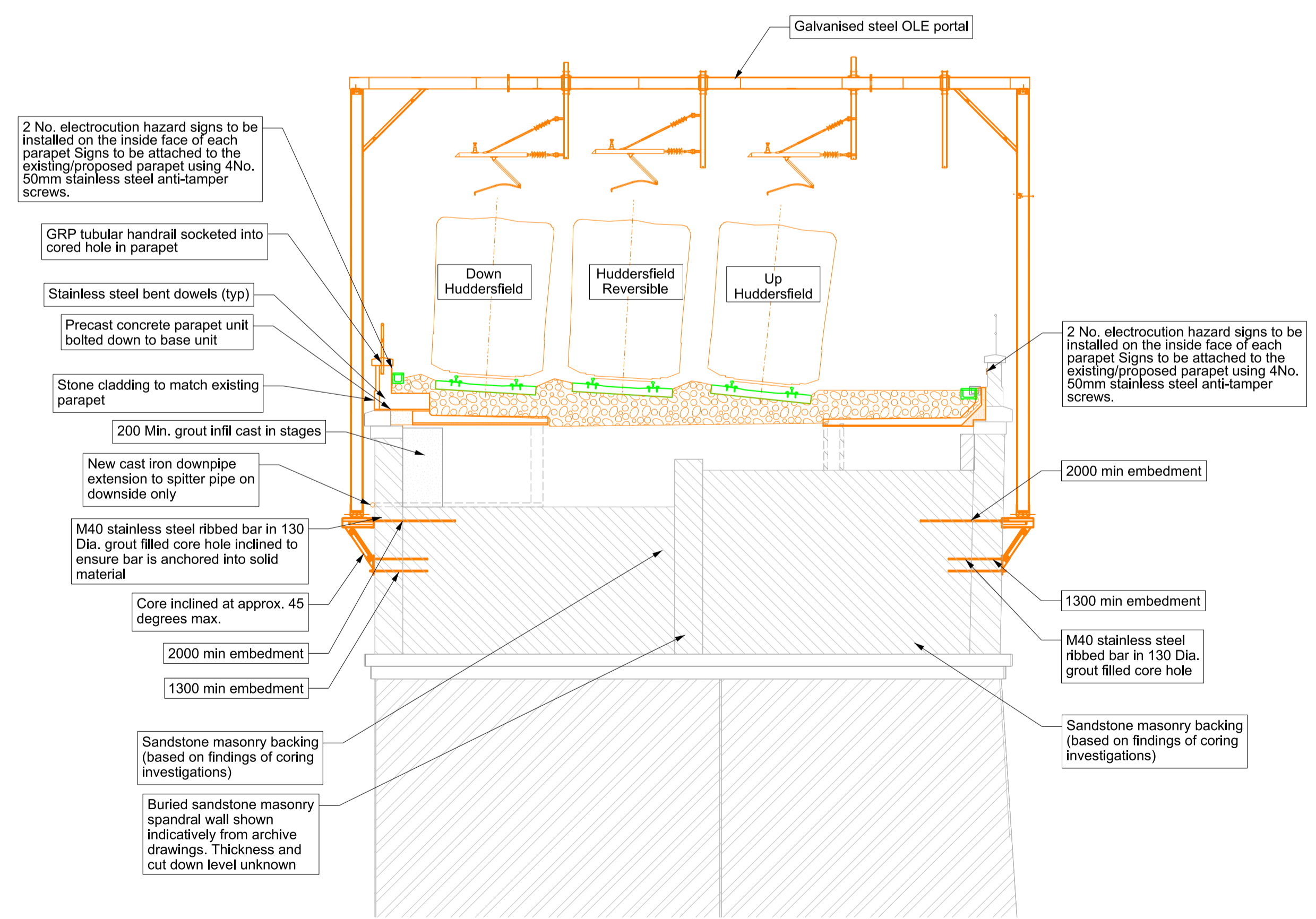


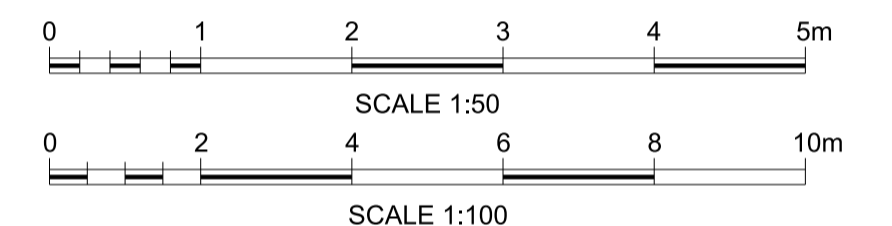
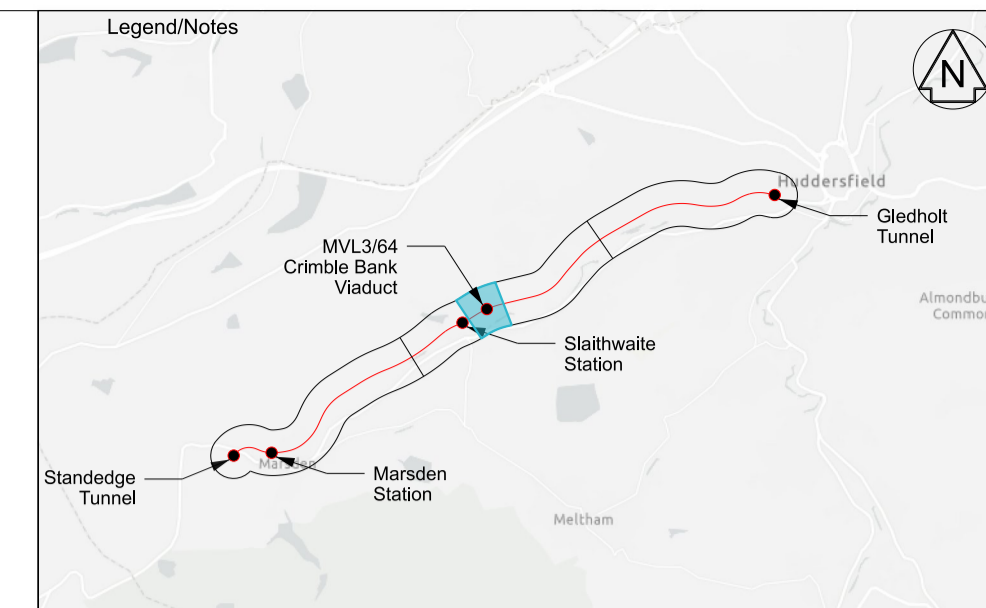
N-N  
166406 Scale 1:50  
**East Elevation Pier 2**



O-O  
166406 Scale 1:50  
**West Elevation Pier 2**



M-M  
166406 Scale 1:100  
**Cross Section**



Rev	Date	Description of Revisions	Drawn	Chkd	Appr
P01	26/02/26	First Issue		RH	GM
P02	19/03/26	Post IDC Issue		RH	GM
P03	06/05/26	Updated to Comments		MB	PW

Status: **Fit for Information** Suitability: **S2**



Authorised: \_\_\_\_\_ Signed: \_\_\_\_\_ Date: \_\_\_\_\_

Contractor(s): **Tony Gee & Partners LLP**

Location: **STALYBRIDGE STN - HEATON LODGE JN (HUDD-MANC LINE)**

Type: **Drawings** Sub-type: **Planning**

Role: **Town and Country Planner** Sub-Role: **General**

Zone: **Slathwaite**

Phasing: **Proposed** Project Stage: **PACE 2 ES4**

Project: **Transpennine Route Upgrade**

Contract No.: **167037**

Contract Title: **2BC Stalybridge to Huddersfield**

Drawing Title: **Listed Building Consent**

**Drawing - MVL3/64 Crimble Viaduct Proposed**

**Elevation and Section 3 of 3**

Designed: \_\_\_\_\_ Signed: \_\_\_\_\_ Date: **30/03/26**

Drawn: **M.Barka** Signed: **Electronically Signed** Date: **30/03/26**

Checked: **P.Wheeler** Signed: **Electronically Signed** Date: **30/03/26**

Approved: **T.Lachut** Signed: **Electronically Signed** Date: **06/05/26**

Scale(s): **As Shown** ELR & Mileage: **21.0715** to **0**

Alternative Reference: \_\_\_\_\_ Sheet: **3** of **3**

Drawing Number: **167037-TGP-55-MVL3-DRG-T-LP-166406** Revision: **P03**