

External stair

Reference Original external blue stair

Mon 16 Mar 2026

Title External stair

Items 1



1532 - Queensgate Market

Number 1532

Client BAM

Location Huddersfield



Smith Painters Ltd

Jubilee House, Millard Lane, Maltby, Rotherham, S66 7LZ

Phone: 01709 814977

Website: www.smithpaintersltd.co.uk

Jeff Birch

Contract Supervisor

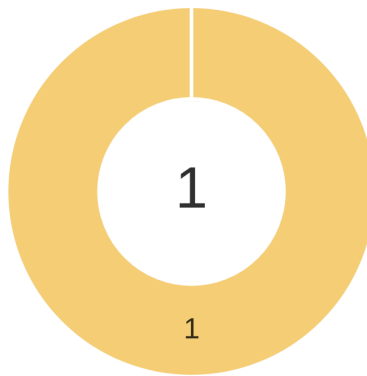
mobile1@smithpaintersltd.co.uk

Summary

Full prep and make good required before full re paint on to powder coated finish

Status: ■ Incomplete ■ In progress ■ Complete ■ Overdue

Items summary





Project: 1532 - Queensgate Market
List: External stair


Title: External stair
Items: 1



#	Title	Status	Due date	Priority
1	Blue external steel stair	⊗ Incomplete	-	-

1 of 1





Title: Blue external steel stair

Description: Powder coated finish , rust spots chipping paint through out , covered in mortar and cement debris . Graffiti on lower section



All existing concrete over spill and residue to be removed. Prepare areas and apply one coat Johnstones multi surface primer overall. In line with Johnstones recommended guidance please see page 6 Prepare and apply two coats Johnstones QD Steel and Cladding (satin finish) In BLACK as agreed. please see emails page 8

DESCRIPTION

Johnstone's Trade Advanced Multi Surface Primer is a high performance, anti-corrosive, low odour, water based primer. It has been specially formulated to provide outstanding adhesion over a variety of difficult to adhere to surfaces including, ceramic tiles, galvanised steel, aluminium, melamine and MDF. It also has good anti-corrosive properties making it ideal for use on ferrous metals. It can be overcoated with any Johnstone's Trade undercoat and topcoat. Complies with ISO12944-2:C2-C3 for Atmospheric Corrosivity - suitable for use in urban and industrial atmospheres with moderate sulphur dioxide pollution.

RECOMMENDED USES



Primes Pine Wood, Steel, Galvanised Steel, aluminium, Copper, PVC*, Ferrous Metals, MDF, Perspex, Formica, Glass, Old Epoxy Ceramic Tiles, And more...

COLOUR RANGE

Available in white.

FINISH

Matt

VOLUME SOLID

38%

COVERAGE



Johnstone's Trade Advanced Multi Surface Primer will cover approximately 10-12 square metres per litre depending on the nature and porosity of the surface.

FILM THICKNESS

Wet: 80µm Dry: 30µm

DRYING TIME



Under normal conditions, touch dry in 1-2 hours and recoatable after 4 hours. Ensure good ventilation during application and drying.

TRANSPORTATION & STORAGE

To avoid the risk of spillage, always store and transport in a secure, upright position. Do not use empty container for storing food. Keep container tightly closed. PROTECT FROM FROST.

THINNER

Cleaner: Clean water.

VOC CONTENT

EU limit value for this product (Cat A/i): 140g/l (2010) This product contains max 100 g/l VOC



KEY PROPERTIES

- Outstanding adhesion
- Coats difficult surfaces
- Anti Corrosive

Benefits - Outstanding Adhesion, Quick Drying
Surfaces Stated - Pine Wood, Steel, Galvanised Steel, aluminium, Copper, PVC*, Ferrous Metals, MDF, Perspex, Formica, Glass, Old Epoxy Ceramic Tiles, And more...

*excluding windows and doors

PREPARATION

All surfaces to be painted should be clean, dry and free from loose and flaking material, dirt, grease or other surface contaminants. Any existing rust or millscale should be removed. Certain surfaces should be lightly sanded with a fine waterproof abrasive paper and wiped clean. Avoid inhalation of dust. Wear a suitable face mask if dry sanding. Special precautions should be taken during the surface preparation of pre-1960s paint surfaces over wood and metal as they may contain harmful lead. For more information and free Johnstone's Trade datasheets call 01924 354354 or visit www.johnstonestrade.com.

APPLICATION



Ensure good ventilation during application and drying. Stir well before use. Easy to apply by brush or roller. Do not apply in temperatures below 8°C or externally when rain is imminent.

CLEANING



Remove as much product as possible from application equipment before cleaning. Replace lid firmly. Clean equipment immediately after use with warm soapy water and rinse thoroughly. Some local authorities have special facilities for the disposal of waste coatings. Do not empty product into drains or watercourses.

PRECAUTIONS

- Keep out of reach of children
- Avoid contact with skin and eyes
- Do not ingest
- If medical advice is needed have container or label to hand
- Please refer to Product Label & Safety Data Sheet (SDS) for hazard warnings and information on safe handling/use/transport/storage/disposal/emergency
- SDS available : www.johnstonestrade.com or call 01924 354354

SIZES

1 Litre and 2.5 Litre.

DESCRIPTION

Johnstone's Trade Semi-Gloss Topcoat is specially formulated to provide long lasting protection against corrosion on metal substrates, cladding and plastisol. It provides excellent UV resistance for all round weather protection. Use with Johnstone's Trade Quick Dry Zinc Phosphate Primer for added protection against corrosion.

RECOMMENDED USES



Plastisol cladding, suitably prepared steel and other metallic surfaces.

SPECIAL PROPERTIES

UV resistance and good weather resistance for all round weather protection.

COLOUR RANGE

Available in a range of colours via our Tinting System.

FINISH

Semi-gloss.

VOLUME SOLID

50%.

COVERAGE



Johnstone's Trade Semi-Gloss Topcoat will cover approximately 10 square metres per litre depending on the nature and porosity of the surface being painted.

FILM THICKNESS

Wet: 100µm, dry: 50µm.

DRYING TIME



Recoat after 16-24 hours under normal conditions.

TRANSPORTATION & STORAGE

Keep container tightly closed. To avoid the risk of spillage, always store and transport in a secure upright position. STORE AWAY FROM HEAT AND FLAME.

THINNER

Cleaner: White Spirit.

VOC CONTENT

EU limit value for this product (Cat A/i): 500 g/l (2010). This product contains max 450g/l VOC.



KEY PROPERTIES

- Specially formulated for metal
- UV & water resistant

PREPARATION

STEEL: Prepare surface and prime accordingly. If overcoating an existing paint ensure the surface is clean and dry.

CLADDING: Clean thoroughly with Johnstone's Trade Cleaner & Degreaser after removing all loose and flaking paint, salts etc. Wash down with clean water. All bare areas of steel/aluminium must be suitably prepared and spot primed with Johnstone's Trade Quick Dry Zinc Phosphate Primer unless specified as part of a written Johnstone's Trade Technical Specification. Special precautions should be taken during surface preparation of pre-1960s paint surfaces over wood and metal as they may contain harmful lead. For more information and free Johnstone's Trade datasheets call 01924 354354 or visit www.johnstonestrade.com.

APPLICATION



Ensure maximum ventilation during application and drying. Not recommended for interior use on large surface areas, or in confined spaces. Stir thoroughly before use. Suitable for application by brush or roller.

CLEANING



Remove as much product as possible from application equipment before cleaning. Replace lid firmly. Clean equipment immediately after use with White Spirit or Turpentine substitute. Some local authorities have special facilities for the disposal of waste coatings. Do not empty product into drains or watercourses.

PRECAUTIONS

- Keep out of reach of children
- Avoid contact with skin and eyes
- Do not ingest
- If medical advice is needed have container or label to hand
- Please refer to Product Label & Safety Data Sheet (SDS) for hazard warnings and information on safe handling/use/transport/storage/disposal/emergency
- SDS available : www.johnstonestrade.com or call 01924 354354

SIZE

5 Litre

Benbow, Chris

From: Sheena Campbell <Sheena.Campbell@kirklees.gov.uk>
Sent: 16 January 2026 09:42
To: Benbow, Chris
Cc: Kirklees Cultural Heart; Wimpenny, Tom
Subject: RE: OCH PH1 - Queensgate Existing Blue Stair Balustrade

CAUTION this email originated from outside of BAM so be careful when opening attachments or links. To report as spam, please use the report message button in Outlook.

Yes I agree that black is agreed for both stairs and soffit. Thanks

Kind Regards,

Sheena Campbell
Senior Conservation Officer
Planning and Development Service
Place Directorate – Growth and Regeneration
PO Box 1720 Huddersfield HD1 9EL

Tel: 01484 221000 (ext 71172)
e: Sheena.Campbell@kirklees.gov.uk
w: www.kirklees.gov.uk/planning

From: Benbow, Chris <cbenbow@bam.com>
Sent: 16 January 2026 09:38
To: Sheena Campbell <Sheena.Campbell@kirklees.gov.uk>
Cc: Kirklees Cultural Heart <Kirklees-CH@bam.com>; Wimpenny, Tom <twimpenny@bam.com>
Subject: OCH PH1 - Queensgate Existing Blue Stair Balustrade

CAUTION: External email. Do not click links or open attachments unless you recognize the sender and know the content is safe.

Hello Sheena,

I had a chat with the architect about this, they would prefer the stairs to be black.

In the same discussion we talked about painting the narrow soffit to the Queensgate façade black too. We had to remove the original soffit board as it was damaged asbestos. We're putting back up a cement board in the same place this comes self coloured or white so would need to paint it either way. Is matt black ok? The architects view is this would create a proper shadow gap and actually the other surrounds of the ceramics are black too so possibly more in keeping then the brown it was. We can paint it brown if that's whats require though.

I've attached a photo from before the original board was removed.

Regards,

Chris Benbow BSc (Hons) | Senior Design Manager | BAM Construction Ltd – Northern

Our Cultural Heart, BAM Construction Site Office, Queensgate, Huddersfield, West Yorkshire, HD1 2UJ

M 07980 693 965 www.bam.co.uk



Please consider your environmental responsibility - think before you print

From: Sheena Campbell <Sheena.Campbell@kirklees.gov.uk>
Sent: 12 January 2026 16:58
To: Benbow, Chris <cbenbow@bam.com>
Cc: Kirklees Cultural Heart <Kirklees-CH@bam.com>
Subject: RE: OCH PH1 - Queensgate Existing Blue Stair Balustrade

CAUTION this email originated from outside of BAM so be careful when opening attachments or links. To report as spam, please use the report message button in Outlook.

If original then the black appears more in keeping, unless the design team want to tie it in with the dark brown proposed on some of the roof elements, if brown might have been used originally. I haven't yet checked if a Condition refers to colour finish for these stairs.

Kind Regards,

Sheena Campbell
Senior Conservation Officer
Planning and Development Service
Place Directorate – Growth and Regeneration
PO Box 1720 Huddersfield HD1 9EL

Tel: 01484 221000 (ext 71172)
e: Sheena.Campbell@kirklees.gov.uk
w: www.kirklees.gov.uk/planning

From: Benbow, Chris <cbenbow@bam.com>
Sent: 12 January 2026 08:06
To: Sheena Campbell <Sheena.Campbell@kirklees.gov.uk>
Cc: Kirklees Cultural Heart <Kirklees-CH@bam.com>
Subject: RE: OCH PH1 - Queensgate Existing Blue Stair Balustrade

CAUTION: External email. Do not click links or open attachments unless you recognize the sender and know the content is safe.

Hello Sheena,

Couple of old photos on line suggests it was black. They look fairly contemporaneous

Regards,

Chris Benbow BSc (Hons) | Senior Design Manager | BAM Construction Ltd – Northern

Our Cultural Heart, BAM Construction Site Office, Queensgate, Huddersfield, West Yorkshire, HD1 2UJ

M 07980 693 965 www.bam.co.uk



Please consider your environmental responsibility - think before you print

From: Benbow, Chris <cbenbow@bam.com>
Sent: 09 January 2026 17:48
To: Sheena Campbell <Sheena.Campbell@kirklees.gov.uk>
Cc: Wimpenny, Tom <twimpenny@bam.com>; Kirklees Cultural Heart <Kirklees-CH@bam.com>
Subject: RE: OCH PH1 - Queensgate Existing Blue Stair Balustrade

Hello Sheena,

Sadly I only have a black and white photo in our collection of documents.



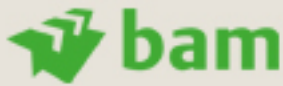
Regards,

Chris Benbow BSc (Hons) | Senior Design Manager | BAM Construction Ltd – Northern

Our Cultural Heart, BAM Construction Site Office, Queensgate, Huddersfield, West Yorkshire, HD1 2UJ

M 07980 693 965 www.bam.co.uk





our
sustainable
tomorrow
starts today



Please consider your environmental responsibility - think before you print

From: Sheena Campbell <Sheena.Campbell@kirklees.gov.uk>
Sent: 09 January 2026 16:25
To: Benbow, Chris <cbenbow@bam.com>
Cc: Wimpenny, Tom <twimpenny@bam.com>; Kirklees Cultural Heart <Kirklees-CH@bam.com>
Subject: RE: OCH PH1 - Queensgate Existing Blue Stair Balustrade

CAUTION this email originated from outside of BAM so be careful when opening attachments or links. To report as spam, please use the report message button in Outlook.

Hi Chris,

Do you know what the original colour was? From photos or archives?
The existing blue is quite strident and does not really blend in with the art work close by, but I have not yet researched it.

Kind Regards,

Sheena Campbell
Senior Conservation Officer
Planning and Development Service
Place Directorate – Growth and Regeneration
PO Box 1720 Huddersfield HD1 9EL

Tel: 01484 221000 (ext 71172)
e: Sheena.Campbell@kirklees.gov.uk
w: www.kirklees.gov.uk/planning

From: Benbow, Chris <cbenbow@bam.com>
Sent: 09 January 2026 16:12
To: Sheena Campbell <Sheena.Campbell@kirklees.gov.uk>
Cc: Wimpenny, Tom <twimpenny@bam.com>; Kirklees Cultural Heart <Kirklees-CH@bam.com>
Subject: OCH PH1 - Queensgate Existing Blue Stair Balustrade

CAUTION: External email. Do not click links or open attachments unless you recognize the sender and know the content is safe.

Hello Sheena,

As part of our works we are repainting and making good the blue stairs that pass through the Queensgate elevation. Should we repaint the stairs in the same blue after making our repairs or is this to be a different original colour?

Our repair work looks to be fairly minor fixing of holes / removal of sharp edges etc was there ever any expectation as to what would be done? I cannot find anything that indicates the extent of making good.



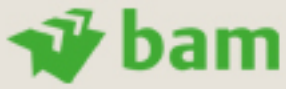
Regards,

Chris Benbow BSc (Hons) | Senior Design Manager | BAM Construction Ltd – Northern

Our Cultural Heart, BAM Construction Site Office, Queensgate, Huddersfield, West Yorkshire, HD1 2UJ

M 07980 693 965 www.bam.co.uk





our
sustainable
tomorrow
starts today



Please consider your environmental responsibility - think before you print



[Website](#) | [News](#) | [Email Updates](#) | [Facebook](#) | [Twitter](#)

This email and any attachments are confidential. If you have received this email in error – please notify the sender immediately, delete it from your system, and do not use, copy or disclose the information in any way. Kirklees Council monitors all emails sent or received.