























Legend

-  Planning Application Boundary
-  Proposed Building
-  Building Basement Below
-  Building Entrance
-  P1 Paving Slabs
Refer to NBS Clause Q25:310
-  P2 Paving Blocks
Refer to NBS Clause Q25:311
-  P3 Paving Setts
Refer to NBS Clause Q25:312
-  P4 Paving Trim
Refer to NBS Clause Q25:313
-  P5 Resin Bound Gravel
Refer to NBS Clause Q23:225
-  P6 Tactile Paving
Refer to NBS Clause Q25:320
-  P7 Existing Paving Blocks Reused
Condition survey to be undertaken.
Paving lifted and relaid. Refer to NBS Clause Q25:325
-  P8 Existing Paving Flags Reused
Condition survey to be undertaken.
Paving lifted and relaid. Refer to NBS Clause Q25:315
-  S1 S2 S3 Steps
Refer to details
-  Existing Walls Retained
To be repaired and cleaned
-  W1a Replicated Wall Pier - Square
To match the existing piers style (NBS Clause F21:110A)
-  W1b Replicated Wall Pier - Rectangular
To match the existing piers style (NBS Clause F21:110B)
-  W2a Proposed Retaining Walls with 1.1m High Balustrade & Stone Coping
Metal cladding to lower terrace side by Architect.
Refer to Architect's specification (NBS Clause F21:110C)
-  W2b Proposed Raked Retaining Wall with 1.1m High Balustrade & Stone Coping
Metal cladding to lower terrace side by Architect.
Refer to Architect's specification (NBS Clause F21:110D)
-  W2c Proposed Retaining Wall with 1.8m High Railing & Stone Coping
Metal cladding to lower terrace side by Architect.
Refer to Architect's specification (NBS Clause F21:110E)
-  W3 Proposed Walls with Stone Coping & Piers
Metal cladding to lower terrace side by Architect.
Refer to Architect's specification (NBS Clause F21:110F)
-  W4 Proposed Retaining Walls with Stone Coping & Piers
Stone cladding to the lower side (NBS Clause F21:110G)
-  W5 Proposed Solid Stone Retaining Walls
(NBS Clause F21:110G)

Rev.	Description	By	Date
P01	Draft Issue	YH	12.08.2025
P02	ISSUE FOR PLANNING	JF	22.08.2025
P03	Updated building layout, furniture and walls	YH	31.10.2025
P04	Stage 4 Submission	JF	05.12.2025
P05	Vent bench omitted, planting bed omitted. Vent plinth added. Draft lobby omitted	ST	18.02.2026
P06	Issued for Planning	SH	26.03.2026

Notes:
 1- Do not scale from drawing, use figured dimensions only.
 2- All dimensions to be checked on site.
 3- This drawing to be read in conjunction with all other Gillespies drawings and specifications.

Ordinance Information shown is reproduced from Ordnance Survey material with the permission of Ordnance Survey on behalf of the Controller of Her Majesty's Stationary Office © Crown Copyright. Unauthorised reproduction infringes Crown Copyright and may lead to prosecution or civil proceedings. License No. 1000 17362

Project Title
P22373-00-001

Drawing Number
GIL-ZX-DR-L-01003

Client

Kirklees Council
 Pinness Alexandra Walk, Huddersfield
 HD1 2RS

Drawing Status
PLANNING

Revision
P06

Drawing Title
Hardworks Plan - Upper Ground Floor

Date	Scale	Drawn	Checked
20.02.2026	1:200@A1	ST	JF

Gillespies

5th Floor, Phoenix House, 3 South Parade, Leeds, LS1 5DZ
 T +44 (0)113 247 0500 E Rachel.Taylor@gillespies.co.uk

