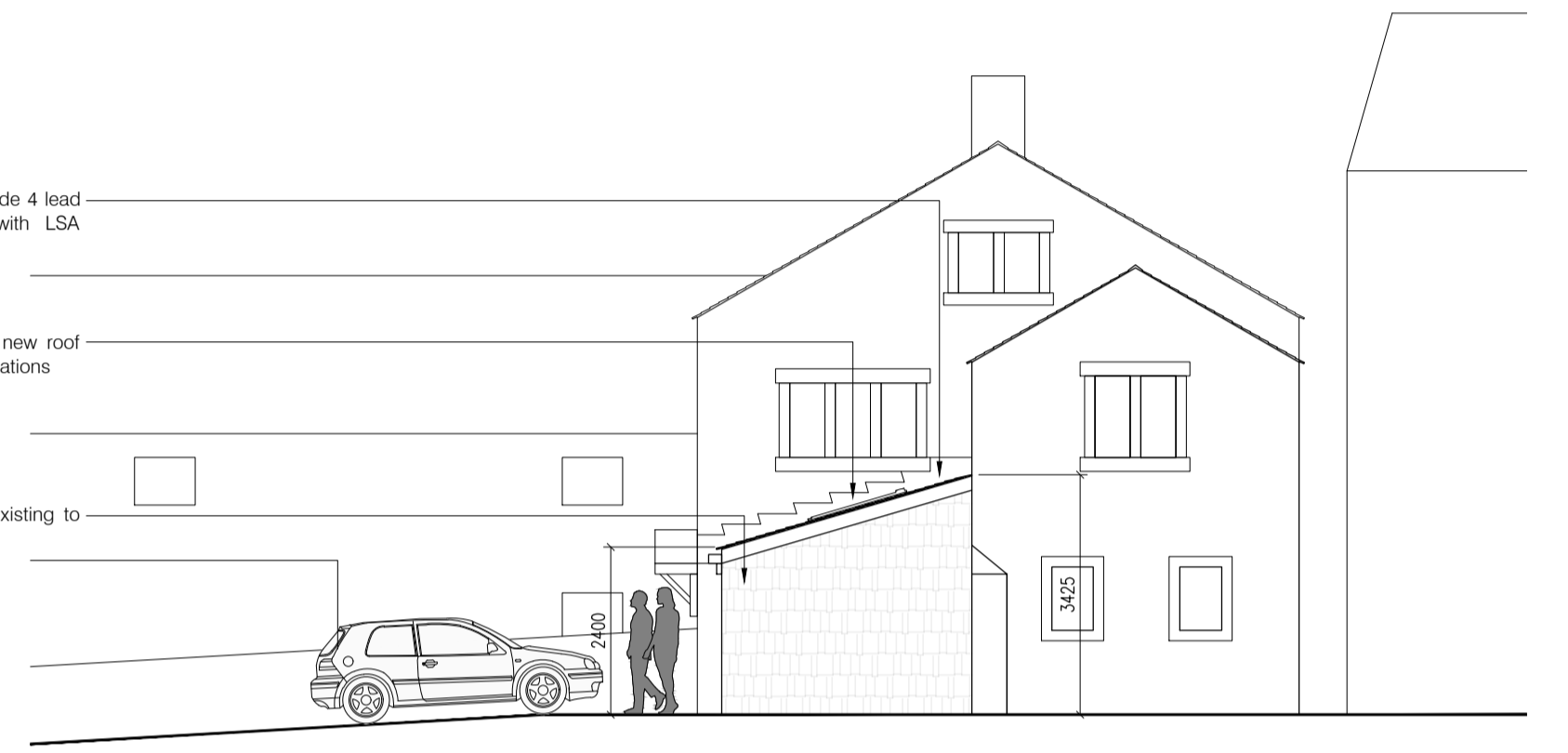


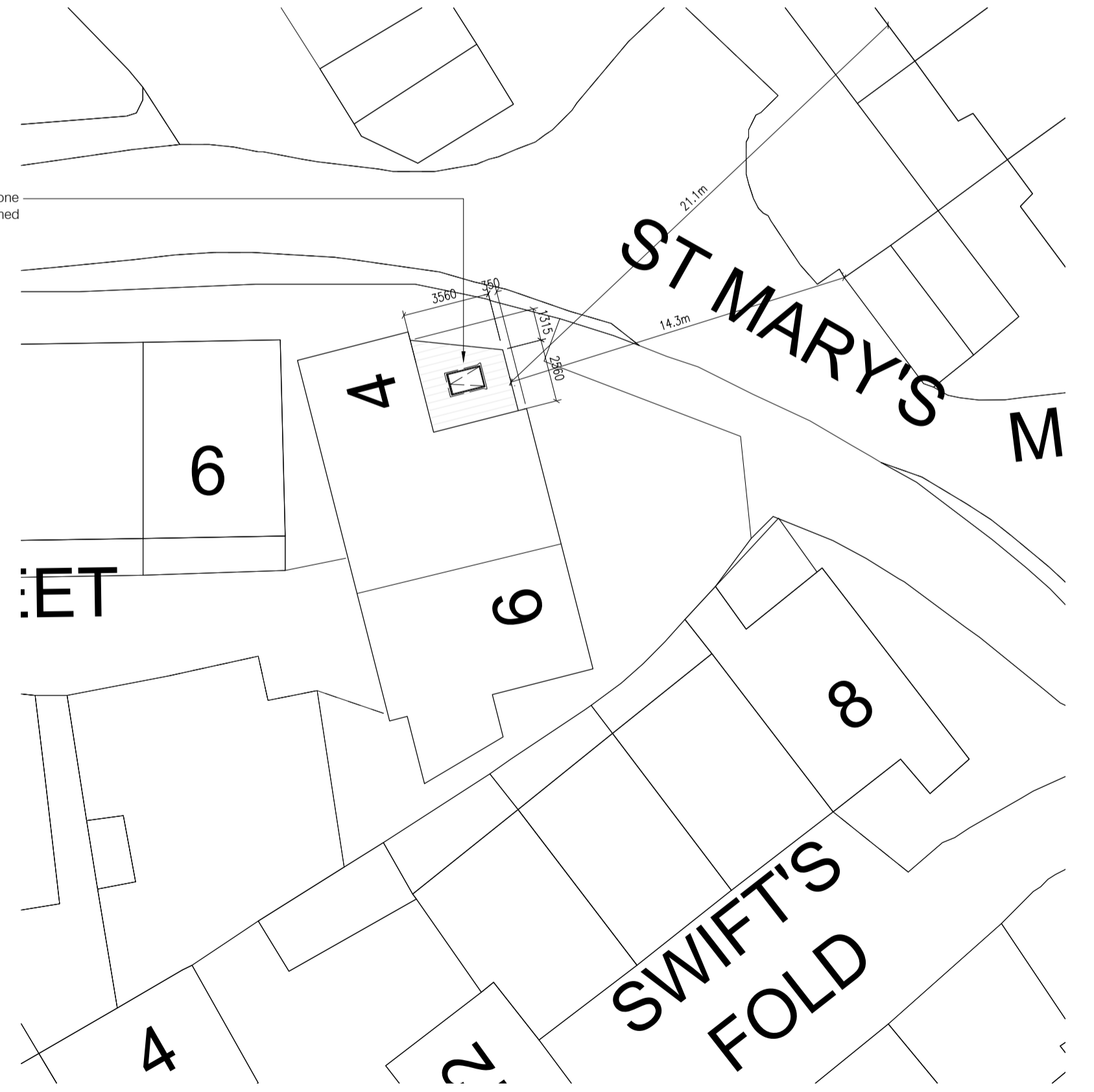
Ground Floor Plan as proposed 1: 50



Eastern Elevation 1: 100



Northern Elevation 1: 100



Block Plan 1: 200

Existing walls to be removed shown dashed, new steelwork to be installed in line with SE detail

Coursed natural stone walling laid to match existing springing from chartered wall corner

Indicative rooflight line shown dashed to be installed in proposed stone slate roof finish in line with manufacturers recommendations

Oak framed window to wall with direct glazing as specialist detail

Existing stone wall to courtyard removed, surface made good as necessary and parking space repositioned to expose new oak framed window to extension

Proposed infill single storey side extension with stone slate roof, natural stone walling and oak framed glazed opening to courtyard

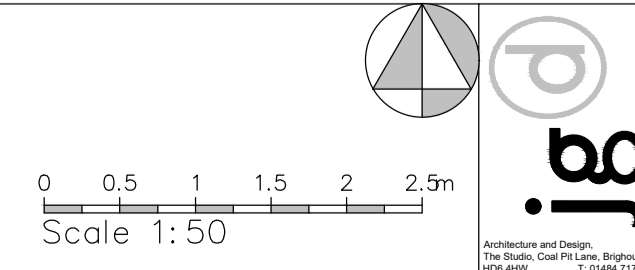
Stone slate roof to new extension to be Code 4 lead flashed to existing flank wall in line with LSA guidelines.

Proposed Velux style rooflight installed in new roof finish in line with manufacturers recommendations

Coursed natural stone walling to match existing to spring from existing wall charpter

Proposed infill single storey side extension with stone slate roof, natural stone walling and oak framed glazed opening to courtyard

Drawings based on Ordnance Survey (Streetwise License No 100047474) and preliminary survey - design and drawing content subject to further Site Surveys, Structural Survey, Site Investigations, Planning and Statutory Requirements and Approvals.



Project	Proposed single storey side extension at St Mary's Road, Honley
Client	Mrs A Gould, 5 St Mary's Road, Honley HD9 6BQ
Dwg Title	(25426)2_Scheme as proposed
Scale	1: 50, 100, 200 @ A1
Date	Feb 26