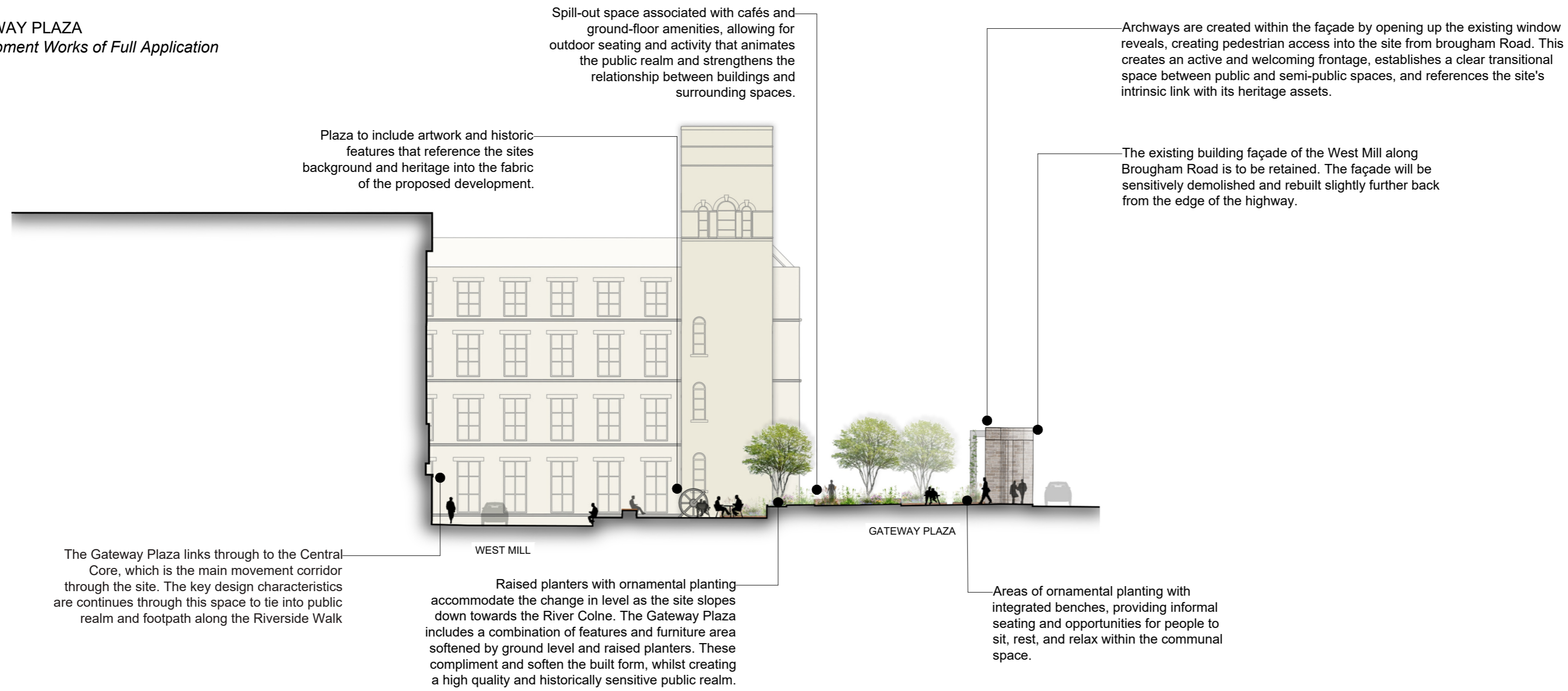


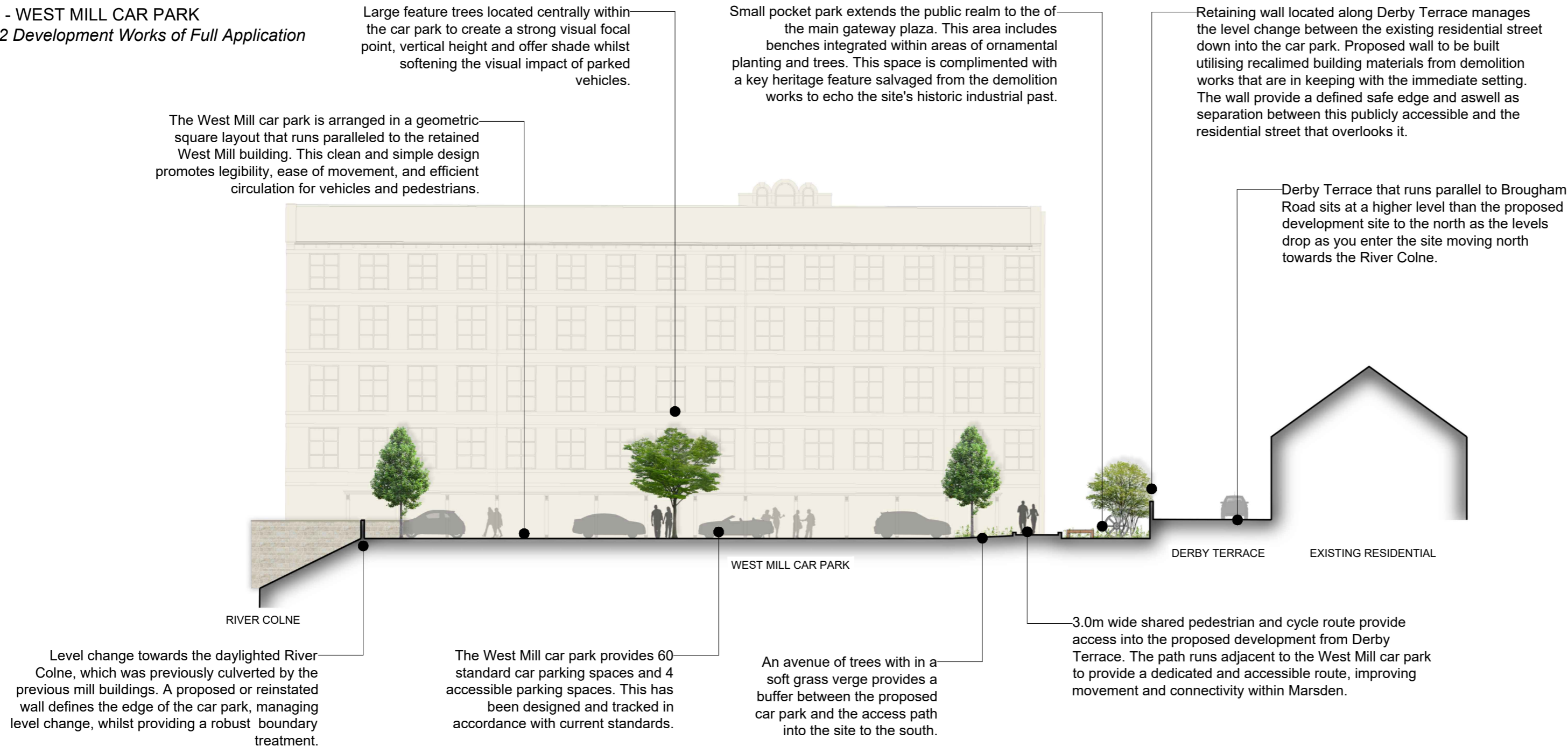
SECTION A - GATEWAY PLAZA

- Phase 1 Development Works of Full Application

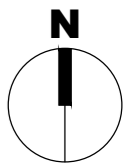


SECTION B - WEST MILL CAR PARK

- Phase 2 Development Works of Full Application



NOT FOR CONSTRUCTION



NOTES:

NOT FOR CONSTRUCTION, all dimensions to be confirmed on site. Based on layout drawing - KPP 2013 PROPOSED MASTERPLAN LINEWORK.

For additional information please refer to individual drawing notes and annotations along with the project drawing issue sheets. If in any doubt, please contact Landscape Architect for clarification.

The drawing is to be read in conjunction with the following drawings:
 1. PWP-847-DR-0001-Illustrative Outline Landscape Masterplan
 2. PWP-847-DR-0003-Sections_Sheet_2_of_2

Please note this list is not intended to be a comprehensive list of all details and their references, it is intended to be used for ease of navigation and information finding purposes only. For a full and up to date list of ALL current drawing information, please refer to the latest drawing register.

All foundation and build ups as per engineer's / supplier's specification. Refer to engineer's drawings for site levels, drainage and lighting layout.

Contractor to be fully satisfied with locations of services prior to excavations.

REV	DESCRIPTION	DATE	ATHR	CHK	APP
02	FOR PLANNING - PLANNING REFERENCES UPDATED	20/04/26	JMo	LW	SH
01	FOR PLANNING	19/01/26	JMo	LW	SH
00	FOR PLANNING	19/12/25	JMi	LW	SH

PROJECT TITLE

New Mills Marsden

DRAWING TITLE

**Site Sections
Sheet 1 of 2**

CLIENT

Crowther Bruce & Company Ltd



PWP Design Ltd
 Unit 1, Whiteley Court
 Pool Road
 Otley
 LS21 1FR
 0113 4572508
 info@pwpdesign.co.uk

AUTHOR	CHECKER	APPROVER	SCALE	STATUS	REVISION
JMo	LW	SH	1:250	FOR PLANNING	02
DRAWING NUMBER					
PWP-847-DR-L-0002					

