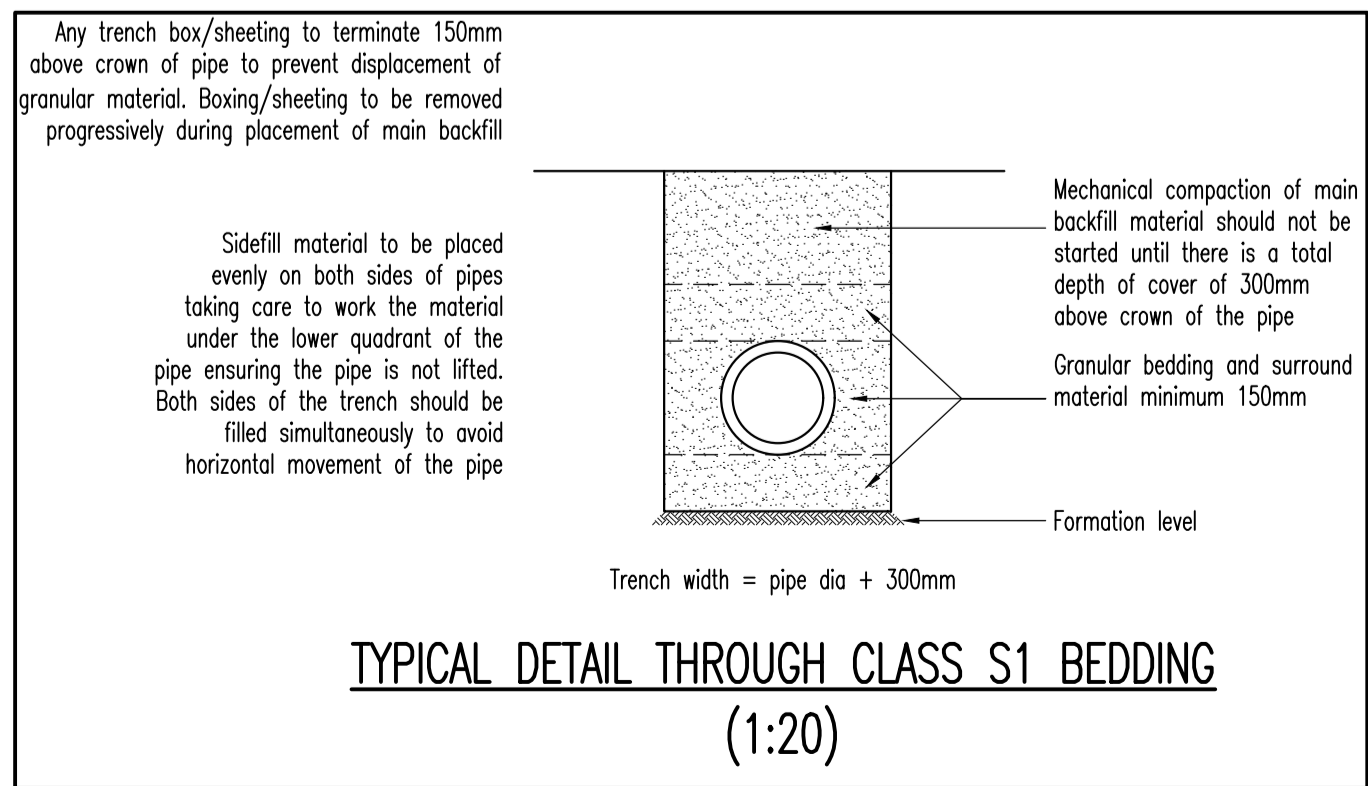
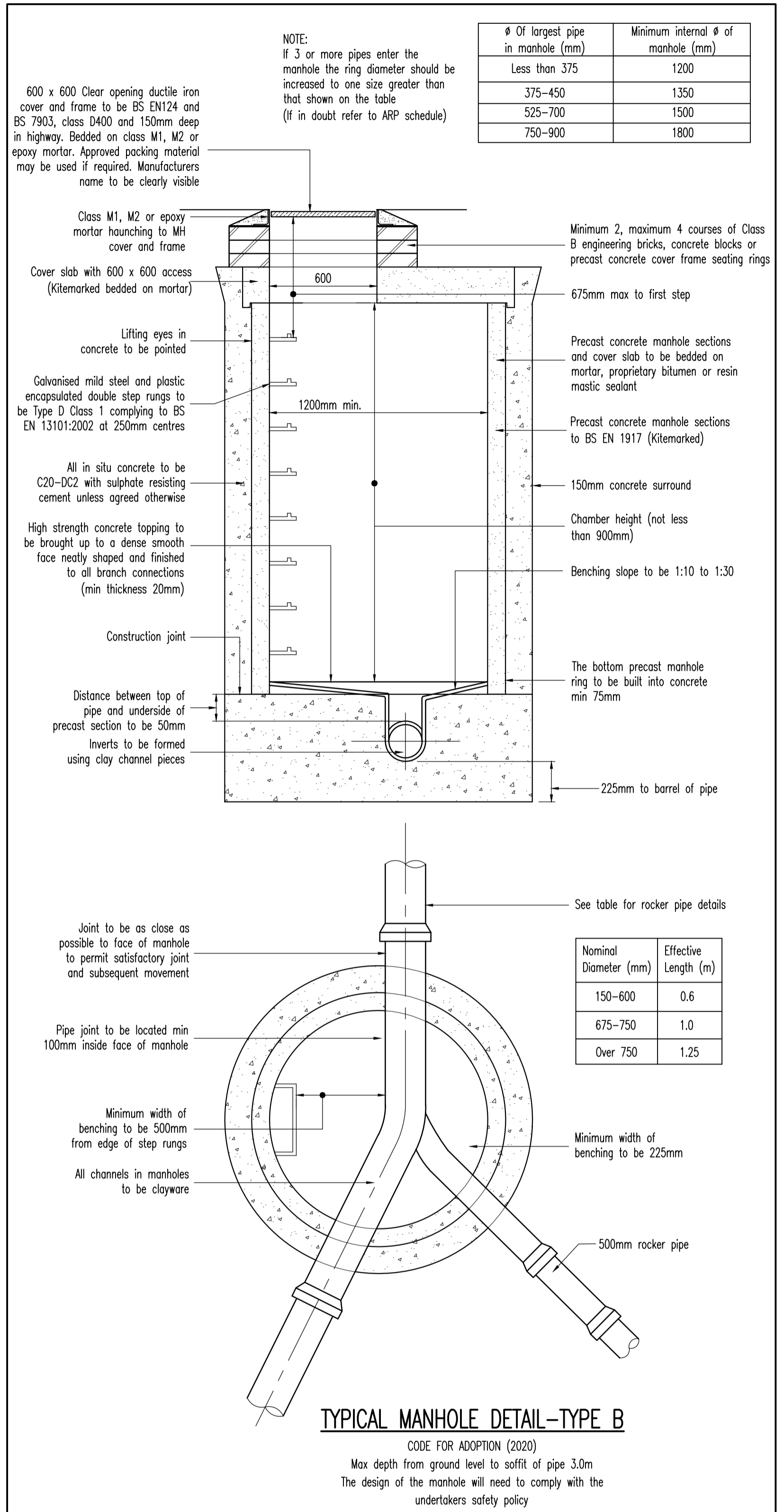


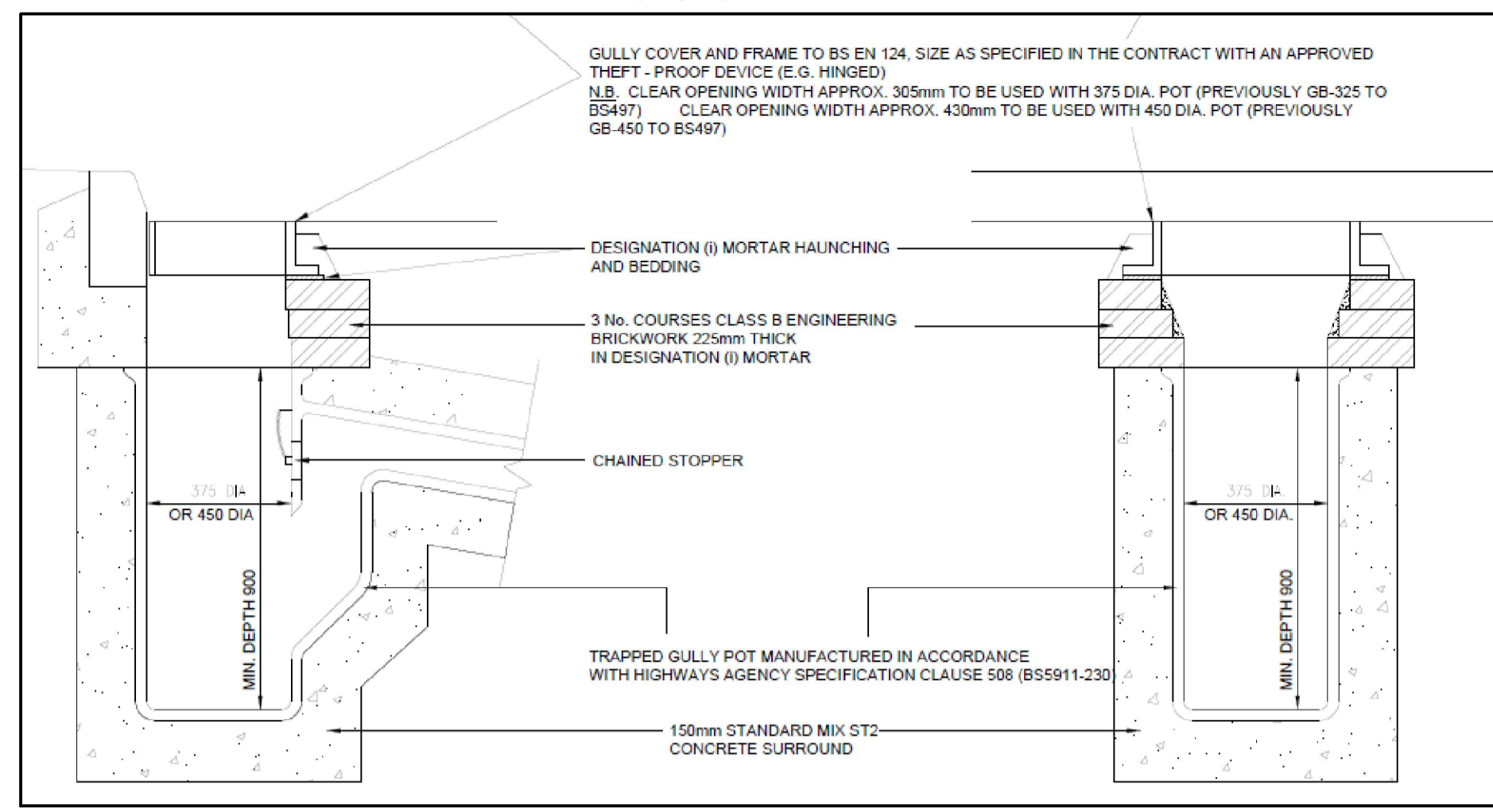
N O T E S

ATTENTION IS DRAWN TO THE REQUIREMENTS OF THE CONSTRUCTION DESIGN AND MANAGEMENT REGULATIONS 2015 AND THE DUTIES AND RESPONSIBILITIES CONTAINED THEREIN. ALL DESIGNS ARE SUBJECT TO THE APPROVAL OF ALL RELEVANT AUTHORITIES

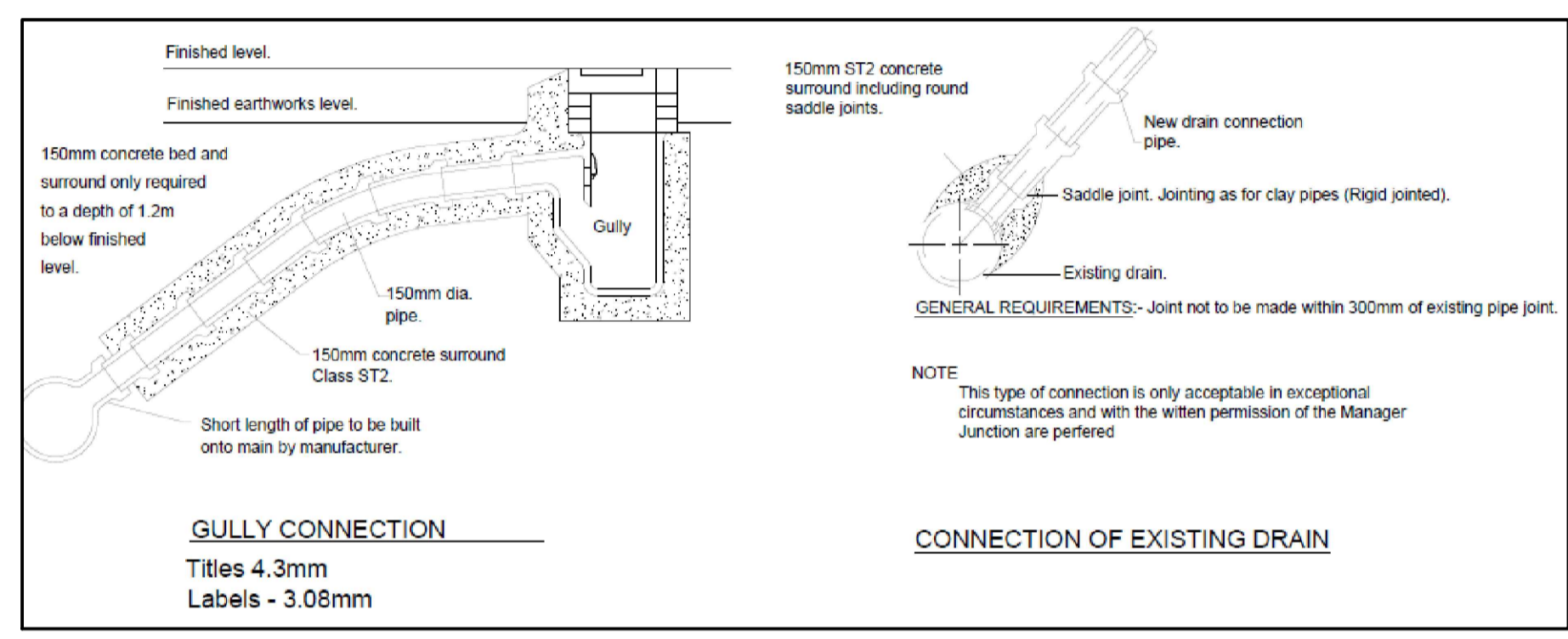
- All highway works are to be constructed in accordance with the Kirklees Metropolitan Council Highways Standard Details.
- All highway works are to be subject of a Section 38 Agreement of the Highways Act 1980.
- Any coated base material in the carriageway left exposed for more than seven days to be sealed using bituminous sealing grit.
- Highway boundary to be indicated by back edgings laid flush or change of material on private drives.
- All vertical faces of joints involving flexible materials shall be treated with an approved joint sealant. This includes ironwork and precast products. Overbanding shall not be accepted.
- Any final surfacing to be discussed with Kirklees Metropolitan Council.
- Unsealed and loose material such as crushed stone, gravel or pebbles is not acceptable to the adoptable highway.
- Do not scale from this drawing.



Refer to Kirklees Council Standard Detail reference: [HD/SD/12/04B](#)



Refer to Kirklees Council Standard Detail reference: [HD/SD/05/20B](#)



Refer to Kirklees Council Standard Detail reference: [HD/SD/05/03B](#)

Processed granular bedding and sidefill materials for flexible pipes.

Pipe nominal bore (mm) see note (a)	Nominal maximum particle size (mm)	Materials specified in British Standards see note (a)
100	10	10mm nominal single size
Over 100 to 150	15	10-14mm nominal single size or 14mm to 5mm graded
Over 150 to 300	20	10-14mm or 20mm nominal single size or 14mm to 5mm graded or 20mm to 5mm graded
Over 300 to 500	20	14 or 20mm nominal single size or 14mm to 5mm graded or 20mm to 5mm graded
Over 550	40	14 - 20mm or 40mm nominal single size or 14mm to 5mm graded or 20mm to 5mm graded or 40mm to 5mm graded

Notes:

- Processed granular materials to include aggregates to BS 882, air-cooled blast furnace slag to BS1047 and lightweight aggregates to BS 3797
- For the purpose of this table, PE pipe of 630mm O.D. can be regarded as having nominal bores of over 550mm, irrespective of wall thickness.
- Nominal bore is used in preference to DN because of the different nominal size classifications for flexible pipes

Minimum recommended trench widths for structured wall pipes in poor ground conditions

Native Soil Modulus between 3 and 4 Mpa
Typical Soil Classifications : Very loose gravel, loose sand, medium dense clayey silty sand, firm clay

Nominal Pipe Diameter (mm)	150	225	300	375	450	525	600	750	900
Minimum Trench Width (mm)*	450	525	600	750	900	1050	1200	1500	1800

* A vertical trench face has been assumed to allow a modulus of 7 Mpa to be achieved for the pipe bedding and sidefill material.

Other assumed values: Depth of cover = 6.0 metres (max)
Traffic Loading = Main Road
Pipe stiffness = SNB

Note. Where the native soil modulus is below 3Mpa or the depth of cover exceeds 6 metres guidance should be sought from the pipe manufacturer regarding structural design and installation details.

Rev	By	Date	Revision	Issued for approval	MI
/	JC	28.02.25			MI

ARP ASSOCIATES
Chartered Consulting Engineers

Northwest House • 5 & 6 Northwest Business Park • Servia Hill, Leeds, LS6 2QH
0113 245 8498 • 0113 244 3864 • Leeds@arpassociates.co.uk • www.arpassociates.co.uk

ARP Associates is a trading division of ARP Geotechnical Ltd, a company registered in England and Wales with company number 3718313, whose registered office is at 5/6 Northwest Business Park, Servia Hill, Leeds LS6 2QH

TITLE **HIGHWAY DRAINAGE**
SHEET 3 OF 3
HIGHWAY CONSTRUCTION

PROJECT **BLACKMOORFOOT ROAD,**
HUDDERSFIELD

CLIENT **MILLER HOMES**
YORKSHIRE

DRAWING STATUS **PRELIMINARY**

Scale	Date	Drawn	Chk.
1:500 @ A1	FEB 25	DJG	MI

Drng. No. **425/92/04.03**